



NOTICE OF ANNUAL MEETING OF STOCKHOLDERS

Dear Stockholders:

Please be notified that the annual meeting of stockholders of DMCI Holdings, Inc. (the "Corporation") will be held virtually on May 13, 2025, Tuesday, at 9:30 A.M. with the following agenda:

- (1) Call to Order
- (2) Report on Attendance and Quorum
- (3) Approval of Minutes of Previous Stockholders' Meeting
- (4) Management Report for the year ended December 31, 2024
- (5) Ratification of All Acts of the Board of Directors and Officers during the preceding year
- (6) Appointment of Independent Auditor
- (7) Election of Directors including the Independent Directors
- (8) Other Matters
- (9) Adjournment

Stockholders of record as of March 31, 2025 will be entitled to notice of and to vote at the said annual meeting or any adjournment or postponement thereof.

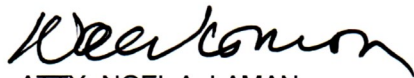
The meeting will be held virtually through Zoom and the stockholders may only attend by remote communication, by voting in absentia, or by appointing the Chairman or the President or the Chief Finance Officer as proxy. Stockholders who intend to attend the said meeting should notify the Corporation by sending an email to dmcholdings@dmcinet.com. The Corporation will send the instructions for joining the virtual annual meeting via email to each stockholder who will signify his/her intention to attend the same.

Deadline for submission of proxies is on May 2, 2025 via mail or email at dmciholdings@dmcinet.com. Validation of proxies shall be held on May 8, 2025 at 2:00 p.m., at the principal office of the Corporation, or virtually, as may be necessary or required.

Makati City, Metro Manila,

April 4, 2025

For the Board of Directors:

A handwritten signature in black ink, appearing to read "Noel A. Laman". The signature is fluid and cursive, with the first name "Noel" being the most prominent part.

ATTY. NOEL A. LAMAN

Corporate Secretary

AGENDA DETAILS AND RATIONALE

1. Call to Order. The Chairman of the Board of Directors, Mr. Isidro A. Consunji, will call the meeting to order.
2. Certification of Notice and Quorum. The Corporate Secretary, Atty. Noel A. Laman, will certify that copies of the Notice were sent to the stockholders of record or published in at least two newspapers of general circulation in both print and online format at least 21 days prior to the meeting. He will also certify on the number of shares present at the meeting, for the purpose of determining the presence of quorum for the transaction of corporate business.
3. Approval/ratification of the minutes of the special meeting of stockholders held on October 15, 2024. The minutes of the October 15, 2024 special stockholders' meeting are posted on the company's website. The stockholders will be requested to approve the said minutes. The proposed resolution reads as follows:

"RESOLVED, That the stockholders of DMCI Holdings, Inc. (the "Corporation") hereby approve the minutes of the special stockholders' meeting of the Corporation held on October 15, 2024."

4. Approval of the Management Report for the year ending December 31, 2024. The President will report on the performance of the company for the year 2024. The proposed resolution reads as follows:

"RESOLVED, That the stockholders of DMCI Holdings, Inc. (the "Corporation") hereby approve the Management Report for the year ending December 31, 2024."

5. Ratification of Acts of Directors and Officers. Resolutions, contracts, and acts of the board of directors and management for ratification refer to those passed or undertaken by them during the year and for the day to day operations of the Company as contained or reflected in the attached annual report and financial statements and more specifically identified in item 9 (2) of the Information Statement. The proposed resolution reads as follows:

"RESOLVED, That the stockholders of DMCI Holdings, Inc. approve, ratify and confirm all the acts, decisions and resolutions of the Board of Directors and officers of the Corporation made or undertaken from the previous annual stockholders' meeting and until the date of this meeting as they are reflected in the books and records of the Corporation."

6. Appointment of Independent Auditors. The stockholders will be requested to approve the appointment of SyCip, Gorres, Velayo & Co. as independent auditors of the Corporation for the current year, 2025. The proposed resolution reads as follows:

"RESOLVED, That the stockholders of DMCI Holdings, Inc. approve, ratify and confirm, as they do hereby, the appointment of SyCip Gorres Velayo & Co. as the external auditors of the Corporation for the current year."

7. Election of Directors. The profiles / business experience of the candidates to the Board of Directors are provided in the information statement. The candidates for this year are as follows:

Regular Directors:

ISIDRO A. CONSUNJI
CESAR A. BUENAVENTURA
JORGE A. CONSUNJI
MA. EDWINA C. LAPERAL
LUZ CONSUELO A. CONSUNJI
MARIA CRISTINA C. GOTIANUN

Independent Directors:

ROBERTO L. PANLILIO
BERNARDO M. VILLEGAS
CYNTHIA R. DEL CASTILLO

8. Other Matters. The stockholders to propose such other matters.
9. Adjournment. After all the businesses have been considered, the meeting shall be adjourned.

Participation via Remote Communication

The conduct of the annual stockholders' meeting will be streamed live, and stockholders may attend, and participate at the annual meeting by remote communication by following the instructions below:

1. Starting April 15, 2025, stockholders who intend to participate remotely should notify the Corporation by sending an email to dmciholdings@dmcinet.com.
2. An email confirmation and further instructions for the registration and voting will be provided to the stockholders. Last day of registration is 5:00 pm on May 12, 2025.
3. A link will be sent by email to stockholders who will indicate their intention to participate at the annual meeting through remote communication. The stockholders should access the link provided by the company in order to register their attendance at the annual stockholders' meeting. Once the registration of the stockholders is validated by the company, the company shall send an email to the stockholders which shall contain the link for the May 13, 2025 annual stockholders' meeting. The stockholders may attend the said annual meeting on May 13, 2025 by accessing such link.
4. **Voting in Absentia.** Stockholders who intend to vote in absentia are required to submit their vote through the online voting portal to be provided by the company upon confirmation of their registration. Votes should be submitted not later than 10:30 am on May 13, 2025.
5. **Voting by Proxy.** Stockholders who intend to attend and vote by proxy should submit their respective proxies by mail or by email to dmciholdings@dmcinet.com not later than May 2, 2025. No further changes on the proxies will be accommodated after the deadline.

Requirements for Registration

To participate and vote online, the stockholders will be required to provide/submit the following:

For Individual Stockholder:

1. Stock Certificate Number
2. Electronic copy of one valid ID (JPEG or PDF file)

For Corporate Stockholder:

1. Stock Certificate Number
2. Electronic copy of one valid ID (JPEG or PDF file)
3. Notarized Secretary's Certificate authorizing a proxy (JPEG or PDF file)

For Stockholder under PCD Participant/Brokers Account:

1. Electronic copy of one valid ID (JPEG or PDF file)
2. Certification from Broker (JPEG or PDF file)
3. Notarized Secretary's Certificate authorizing a proxy (JPEG or PDF file) for corporate stockholder

For Stockholders with Joint Account:

1. Electronic copy of one valid ID (JPEG or PDF file)
2. Authorization Letter signed by other stockholders indicating the person among them authorized to participate and/or vote (JPEG or PDF file)

QR CODE

Access to Notice of Meeting, Agenda and Rationale, Proxy Form, Definitive Information Statements, Financial Statements, Minutes of Annual Stockholders' Meeting dated October 15, 2024 can be downloaded by scanning the QR Code provided herewith. The 2025 First Quarter Interim Report will be available at the Company's website and PSE EDGE Portal not later than May 15, 2025.

Likewise, you may also download it from the company's website by clicking this link:

<https://www.dmciholdings.com/governance/annual-stockholders-meeting-matters>

Electronic copies of the same documents are also available at the PSE Edge.

Hard copies of the DIS will be available upon request of the stockholder. You can submit your request by calling (632) 8888 3000 or by sending an email to dmciholdings@dmcinet.com

ANNUAL STOCKHOLDERS' MEETING



www.dmciholdings.com

A S O 9 5 0 0 2 2 8 3
SEC Registration Number

D M C I H O L D I N G S , I N C .

(Company's Full Name)

3 R D F L R . D A C O N B L D G . 2 2 8 1
P A S O N G T A M O E X T . M A K A T I C I T Y

(Business Address: No., Street City / Town / Province)

HERBERT M. CONSUNJI
Contact Person

8888-3000
Company Telephone Number

1 2 3 1
Month Day
Fiscal Year

**SEC Form 20-IS
Definitive Information Statement
(2025 Annual Stockholders'
Meeting)**
FORM TYPE

0 5 1 3
Month Day
Annual Meeting

N.A.
Secondary License Type, If Applicable

C F D
Dept Requiring this Doc

None
Amended Articles Number / Section

Total No. of Stockholders

Total Amount of Borrowings
Domestic Foreign

To be accomplished by SEC Personnel concerned

File Number

LCU

Document ID

Cashier

STAMPS

Remarks: Please use BLACK ink for scanning purposes

SECURITIES AND EXCHANGE COMMISSION

SEC FORM 20-IS

INFORMATION STATEMENT PURSUANT TO SECTION 20
OF THE SECURITIES REGULATION CODE

1. Check the appropriate box:

Preliminary Information Statement

Definitive Information Statement

2. Name of Corporation as specified in its charter: **DMCI Holdings, Inc.**

3. Province, country or other jurisdiction of incorporation or organization: **Philippines**

4. SEC Identification Number: **ASO95-002283**

5. BIR Tax Identification Code: **004-703-376**

6. Address of principal office Postal Code: **3rd Floor, Dacon Building
2281 Don Chino Roces Avenue
1231 Makati City
Metro Manila**

7. Corporation's telephone number, including area code: **(632) 8888-3000**

8. Date, time and place of the meeting of security holders:
**May 13, 2025
9:30 A.M.
Via Remote Communication**

9. Approximate date on which the Information Statement is first to be sent or given to security holders:
April 15, 2025

10. In case of Proxy Solicitations:

Name of Person Filing the Statement/Solicitor: **The Management of the Corporation**

Address and Telephone No.: **3rd Floor, Dacon Building
2281 Don Chino Roces Avenue
1231 Makati City
Metro Manila
(632) 8888-3000**

11. Securities registered pursuant to Sections 8 and 12 of the Code or Sections 4 and 8 of the RSA (information on number of shares and amount of debt is applicable only to corporate registrants):

<u>Title of Each Class</u>	<u>No. of Shares Outstanding</u>	<u>Amount</u>
Common Shares	13,277,470,000	Php13,277,470,000.00
Preferred Shares Class A	960	960.00
Preferred Shares Class B (not listed)	10,000,000	10,000,000.00
TOTAL	13,287,470,960	Php13,287,470,960.00

12. Are any or all of Corporation's Securities Listed with the Philippine Stock Exchange?

Yes (√)

No ()

PART I
INFORMATION REQUIRED IN INFORMATION STATEMENT

A. GENERAL INFORMATION

Item 1. Date, Time and Place of Meeting

The enclosed proxy is solicited for and on behalf of the Management of **DMCI HOLDINGS, INC.** (hereinafter called the “Corporation”) for use in connection with the annual meeting of the stockholders to be held on May 13, 2025 (Tuesday), at 9:30 A.M. via virtual or remote communication.

The Notice, form of proxy and QR Code with access to the Definitive Information Statement and other related documents will be sent to the stockholders of record as of March 31, 2025 (the “Record Date”) or will be published in two newspapers of general circulation in both print and online format on or before April 15, 2025, in accordance with the requirements of the Securities and Exchange Commission (SEC).

The matters to be considered and acted upon at such meeting are referred to in the Notice and are more fully discussed in this statement.

The complete mailing address of the Corporation is:

3rd Floor, Dacon Building
2281 Don Chino Roces Avenue
1231 Makati City
Metro Manila, Philippines

Stockholders may only attend by remote communication, by voting in absentia, or by appointing the Chairman of the meeting as proxy.

Participation via Remote Communication

The conduct of the annual stockholders’ meeting will be streamed live, and stockholders may attend, and participate at the annual meeting by remote communication by following the instructions below:

1. Starting April 15, 2025, stockholders who intend to participate remotely should notify the Corporation by sending an email to dmciholdings@dmcinet.com.
2. An email confirmation and further instructions for the registration and voting will be provided to the stockholders.
3. A link will be sent by email to stockholders who will indicate their intention to participate at the annual meeting through remote communication. The stockholders should access the link provided by the company in order to register their attendance at the annual stockholders’ meeting. Once the registration of the stockholders is validated by the company, the company shall send another email to the stockholders which shall contain

the link for the May 13, 2025 annual stockholders' meeting. The stockholders may attend the said annual meeting on May 13, 2025 by accessing such link.

4. Stockholders who intend to vote in absentia are required to submit their vote through the online voting portal to be provided by the company upon confirmation of their registration. Votes should be submitted not later than 5:00 PM of May 12, 2025.
5. Stockholders who intend to attend and vote by proxy should submit their respective proxies by mail or by email to dmciholdings@dmcinet.com not later than May 2, 2025. No further changes on the proxies will be accommodated after the deadline.

Item 2. Dissenter's Right of Appraisal

The proposed corporate actions to be voted upon by the stockholders at the May 13, 2025 annual stockholders' meeting are not among the items provided in Section 80 of the Revised Corporation Code of the Philippines, with respect to which a dissenting stockholder may exercise his appraisal right. Thus, the dissenter's right of appraisal as provided under Section 80 of the Revised Corporation Code of the Philippines is not applicable in any of the matters to be voted upon by the stockholders.

Item 3. Interest of Certain Persons in or Opposition to Matters to be Acted Upon

No director, officer, nominee for director, or associate of any of the foregoing, has any substantial interest, direct or indirect, by security holdings or otherwise, on any matter to be acted upon, other than election to office. No director has informed the Corporation in writing of any intention to oppose any action to be taken during the meeting.

B. CONTROL AND COMPENSATION INFORMATION

Item 4. Voting Securities and Principal Holders thereof

(a) As of March 31, 2025, the Corporation has the following outstanding common shares:

Common shares (voting)	13,277,470,000 shares*
-------------------------------	-------------------------------

**Of the total outstanding common shares, 693,775,061 common shares representing 5.22% of the outstanding common shares are owned by foreign shareholders.*

(b) The Record Date for the Annual Stockholders' Meeting is on March 31, 2025. Only the holders of Common Shares as of the Record Date shall be entitled to vote on the following matters to be submitted for stockholders' approval: (i) approval of the minutes of the previous meeting, (ii) approval of the Management Report for the year ending December 31, 2024; (iii) ratification of all acts of the Board of Directors and officers during the previous year, (iv) appointment of the independent auditor, and (v) election of directors. All of the holders of the Corporation's outstanding common shares have equal voting rights.

- (c) In the election of directors, every stockholder entitled to vote shall have the right to vote in person or by proxy the number of common shares of stock standing in his name as of Record Date. A stockholder entitled to vote may vote such number of shares for as many persons as there are directors to be elected, or he may cumulate said shares and give one candidate as many votes as the number of directors to be elected multiplied by the number of his shares shall equal, or he may distribute them on the same principle among as many candidates as he shall see fit. Provided, that the total number of votes cast by a stockholder shall not exceed the number of shares owned by him as shown in the books of the Corporation multiplied by the whole number of directors to be elected.

Pursuant to the provisions of Article III, Section 3 of the Amended By-Laws of the Corporation, all nominations for the election of directors shall be submitted in writing to the Board of Directors, with the consent of the nominees, at least sixty (60) days before the scheduled annual stockholders' meeting.

With respect to the other matters to be submitted for stockholders' approval, each outstanding common share shall be entitled to one vote.

(d) Security Ownership of Certain Record and Beneficial Owners

The following table sets forth as of March 31, 2025 the record and/or beneficial owners of more than 5% of the outstanding Common Shares of the Corporation which are entitled to vote and the amount of such record and/or beneficial ownership.

Title of Class	Name, Address of Record Owner and Relationship with Issuer	Name and Address of Beneficial Owner and Relationship with Record Owner	Citizenship	Number of Shares Held	Percent of Class
Common	DACON Corporation 2281 Chino Roces Ave., Makati City Dacon Corp. is a stockholder of the Corporation	See attached Schedule 2. Beneficial owners are stockholders of Dacon Corp. ¹	Filipino	6,638,822,915	50.00%
Common	DFC Holdings, Inc.	See attached Schedule 2		2,379,799,910	17.92%

¹ Mr. Jorge A. Consunji and/or Ma. Edwina C. Laperal, and/or Maria Cristina C. Gotianun shall have the right to vote the shares of DACON Corporation.

	Dacon Bldg. 2281 Don Chino Roces Avenue, Makati City DFC Holdings, Inc. is a stockholder of the Corporation	Beneficial owners are stockholders of DFC Holdings, Inc. ²	Filipino		
Common	Philippine Central Depository, Inc. (PCD) Ground Floor, Makati Stock Exchange Building 6767, Ayala Avenue Makati City PCD is the registered owner of the shares in the books of the Corporation's transfer agent	See attached Schedule 2. The beneficial owners of such shares are Philippine Depository and Trust Corporation ("PDTC") participants, who hold the shares on their behalf or on behalf of their clients	Filipino	2,775,739,111	20.91%
Common	Philippine Central Depository, Inc. (PCD) Ground Floor, Makati Stock Exchange Building 6767, Ayala Avenue	(See attached Schedule 2.) The beneficial owners of such shares are Philippine Depository and Trust	Foreign	678,573,040	05.11%

² Ms. Ma Edwina C. Laperal and/or Ms. Maria Cristina C. Gotianun shall have the right to vote the shares of DFC Holdings, Inc.

	Makati City PCD is the registered owner of the shares in the books of the Corporation's transfer agent	Corporation ("PDTTC") participants, who hold the shares on their behalf or on behalf of their clients			
--	--	---	--	--	--

Below is the list of the individual beneficial owners under PCD, Inc. account holding more than 5% of the outstanding Common Shares of the Corporation.

Title of Class	Name and Address of Beneficial Owner and Relationship with Record Owner	Citizenship	Number of Shares Held	Percent of Class
Common	NONE	-	-	-

There is no person under PCD account who holds more than 5% of the company's shares.

(e) Security Ownership of Management

The table sets forth as of March 31, 2025 the record or beneficial stock ownership of each Director of the Corporation and all Officers and Directors as a group.

Title of Class	Name of Beneficial Owner	Amount and Nature of Beneficial Ownership	Citizenship	Percent of Class
Common	Isidro A. Consunji	65,000 Direct	Filipino	0.0005%
Common	Cesar A. Buenaventura	650,000 Direct	Filipino	0.0068%
Common	Ma. Edwina C. Laperal	3,315,000 Direct	Filipino	0.0050%
Common	Jorge A. Consunji	5,000 Direct	Filipino	0.0000%
Common	Luz Consuelo A. Consunji	101,000 Direct	Filipino	0.0008%
Common	Maria Cristina C. Gotianun	5,500 Direct	Filipino	0.0000%
Common	Roberto L. Panlilio	1,000 Direct	Filipino	0.0000%
Common	Bernardo M. Villegas	1,000 Direct	Filipino	0.0000%
Common	Cynthia R. Del Castillo	1,000 Direct	Filipino	0.0000%
Common	Herbert M. Consunji	293,000 Direct	Filipino	0.0022%
Common	Noel A. Laman	100,000 Direct	Filipino	0.0008%
Common	Ma. Pilar P. Gutierrez	0 N/A	Filipino	0.0000%
Common	Joseph Adelbert V. Legasto	100,000 N/A	Filipino	0.0000%
Common	Hannah Cecille L. Chan	0 N/A	Filipino	0.0000%
Aggregate Ownership of Directors and Officers as a group, unnamed		4,637,500 Direct	Filipino	0.0342%

All the abovenamed directors and officers of the Corporation are the record and beneficial owners of the shares of stock set forth opposite their respective names.

(f) Voting Trust Holders of 5% or more

The Corporation is not aware of any person holding more than 5% of the shares of Corporation under a voting trust or similar agreement.

(g) Changes in Control

From January 1, 2024 to date, there has been no change in control of the Corporation. Neither is the Corporation aware of any arrangement which may result in a change in control of it.

(h) Certain Relationship and Related Transactions

Related parties are considered to be related if one party has the ability, directly or indirectly, to control the other party or exercise significant influence over the other party in making the financial and operating decisions. Parties are also considered to be related if they are subject to common control or common significant influence which includes affiliates. Related parties may be individuals or corporate entities.

The Group, in the regular conduct of business, has entered into transactions consisting of construction contracts, equipment rentals, sale and purchases of goods, services and properties, reimbursement of operating expenses, with associates, joint ventures and other related parties. Transactions entered into with related parties are made at normal commercial prices and terms. These are settled in cash, unless otherwise specified.

Material related party transactions are reviewed by the Audit and Related Party Transactions Committee of the Board and properly disclosed in the accompanying consolidated financial statements. The Company have approval requirements and limits on the amount and extent of related party transactions in compliance with the requirements under Revised SRC Rule 68.

Refer to **Note 20 – Related Party Transactions of the 2024 Audited Consolidated Financial Statements** for further details.

Except for trading the Corporation's shares which have all been disclosed in accordance with the rules of the SEC and the PSE, the members of the Board of Directors of the Corporation have not entered into any related party transaction with the Corporation.

Item 5. Directors and Executive Officers

(a) Incumbent Directors and Executive Officers.

The following are the incumbent directors and executive officers of the Corporation:

Name	Position	Age	Citizenship
Isidro A. Consunji	Chairman of the Board President/Chief Executive Officer	76	Filipino
Cesar A. Buenaventura	Vice-Chairman of the Board	95	Filipino
Ma. Edwina C. Laperal	Director/ Treasurer	63	Filipino
Maria Cristina C. Gotianun	Director/ Assistant Treasurer	70	Filipino
Luz Consuelo A. Consunji	Director	71	Filipino
Jorge A. Consunji	Director	72	Filipino
Roberto L. Panlilio	Director (Independent)	70	Filipino
Bernardo M. Villegas	Director (Independent)	86	Filipino
Cynthia R. Del Castillo	Director (Independent)	72	Filipino
Herbert M. Consunji	Executive Vice President & Chief Finance Officer/Chief Compliance Officer/Chief Risk Officer	72	Filipino
Noel A. Laman	Corporate Secretary	85	Filipino
Ma. Pilar P. Gutierrez	Asst. Corporate Secretary	48	Filipino
Joseph Adelbert V. Legasto	Deputy Chief Finance Officer/ Chief Strategy and Sustainability Officer	47	Filipino
Hannah Cecille L. Chan	Assistant Vice President and Investor Relations Head	36	Filipino

All the incumbent regular directors of the Corporation have been nominated to the Board of Directors for the ensuing year and they have all accepted their respective nomination. The nominees for independent directors are Mr. Robert L. Panlilio, Dr. Bernardo M. Villegas, and Atty. Cynthia R. Del Castillo.

The following are the Corporate Governance Committees pursuant to the Corporation’s Manual on Corporate Governance and Article VI of the Amended By-laws.

BOARD COMMITTEES	MEMBERS
Audit and Related Party Transaction (RPT)	Bernardo M. Villegas (Chairman) Roberto L. Panlilio Cesar A. Buenaventura
Board Risk Oversight	Roberto L. Panlilio (Chairman) Bernardo M. Villegas

	Maria Cristina C. Gotianun
Strategy and Sustainability	Isidro A. Consunji (Chairman) Roberto L. Panlilio Bernardo M. Villegas
Corporate Governance <i>(with functions of Nomination & Election and Compensation & Remuneration committees)</i>	Cynthia R. Del Castillo (Chairman) Roberto L. Panlilio Bernardo M. Villegas
Executive Committee	Cesar A. Buenaventura (Chairman) Jorge A. Consunji Ma. Edwina C. Laperal Maria Cristina C. Gotianun Luz Consuelo A. Consunji

On February 14, 2007, the SEC approved the Company's Amended By-Laws which incorporated the provisions of SRC Rule 38. The nominees for independent directors for this year's annual stockholders' meeting are Mr. Roberto L. Panlilio, Mr. Bernardo M. Villegas and Atty. Cynthia del Castillo. Pursuant to SEC Memorandum Circular No. 4, series of 2017, the independent directors shall serve for a maximum cumulative term of nine (9) years, and that the reckoning of the cumulative nine-year term is from the year 2012. Messrs. Roberto L. Panlilio and Bernardo M. Villegas and Atty. Cynthia R. Del Castillo have served the Company as Independent Directors since May 17, 2022.

(b) Term of office.

The term of office of the directors and executive officers is one (1) year from their election as such until their successors are duly elected and qualified.

(c) Business experience of the Directors and Officers during the past five (5) years.

BOARD OF DIRECTORS

1. Regular Directors

Isidro A. Consunji – is 76 years old; has served the Corporation as a regular director for twenty eight (28) years since March 1995; is a regular Director of the following: **(Listed)** Semirara Mining and Power Corp., CEMEX Holdings Philippines, Inc. and Atlas Consolidated Mining and Development Corp.; **(Non-listed)** D. M. Consunji, Inc., DMCI Project Developers, Inc., DMCI Mining Corp., DMCI Power Corp., DMCI Masbate Corp., Maynilad Water Holdings, Co. Inc., Maynilad Water Services, Inc., Sem-Calaca Power Corp., Southwest Luzon Power Generation Corp., Sem-Calaca Res Corp., Sem-Cal Industrial Park Developers, Inc., Semirara Claystone, Inc., Dacon Corp., DFC Holdings, Inc., Beta Electric Corp. and Crown Equities, Inc., Wire Rope Corporation of the Philippines, Philippine Overseas Construction Board (Chairman), Construction Industry Authority of the Phils. **Education.** Bachelor of Science in Engineering (University of the Philippines), Master of Business Economics (Center for Research and Communication), Master of

Business Management (Asian Institute of Management), Advanced Management (IESE School, Barcelona, Spain). **Civic Affiliations.** Philippine Overseas Construction Board, *Chairman*, Construction Industry Authority of the Philippines, *Board Member*, Philippine Constructors Association, *Past President*, Philippine Chamber of Coal Mines, *Past President*, Asian Institute of Management Alumni Association, *Member*, UP Alumni Engineers, *Member*, UP Aces Alumni Association, *Member*.

Cesar A. Buenaventura – is 95 years old; has served the Corporation as a regular director for twenty eight (28) years since March 1995; is a regular/independent Director of the following: **(Listed)** Semirara Mining and Power Corp., iPeople Inc. (Independent Director), Petroenergy Resources Corp., Concepcion Industrial Corp (Independent Director); Pilipinas Shell Petroleum Corp. (Independent Director); International Container Terminal Services, Inc. (Independent Director), Manila Water Company, Inc.; **(Non-listed)** D.M. Consunji, Inc., Mitsubishi-Hitachi Power Systems Phils, Inc. (Chairman) **Education.** Bachelor of Science in Civil Engineering (University of the Philippines), Masters Degree in Civil Engineering, Major in Structures (Lehigh University, Bethlehem, Pennsylvania). **Civic Affiliations.** Pilipinas Shell Foundation, *Founding Member*, Makati Business Club, *Founding Member and Former Trustee*, University of the Philippines, *Former Board of Regents*, Asian Institute of Management, *Former Board of Trustee*, Benigno Aquino Foundation, *Past President*, Trustee of Bloomberry Cultural Foundation, Trustee of ICTSI Foundation Inc.; **Special Recognition.** Honorary Officer, Order of the British Empire (OBE) by Her Majesty Queen Elizabeth II; MAP Management Man of the Year 1985; One of the top 100 graduates of the University of the Philippines College of Engineering in its 100-year History; Outstanding Professional in Engineering, Professional Regulatory Commission; Outstanding Fulbrighter (Business), Philippine Fulbright Association.

Jorge A. Consunji – is 73 years old; has served the Corporation as a regular director for twenty eight (28) years since March 1995; is a regular Director of the following: **(Listed)** Semirara Mining and Power Corp. and CEMEX Holdings Philippines, Inc.; **(Non-listed)** D.M. Consunji Inc., DMCI Project Developers, Inc., DMCI Mining Corp., DMCI Power Corp., DMCI Masbate Corp., Sem-Calaca Power Corp., Southwest Luzon Power Generation Corp., Maynilad Water Holdings, Co. Inc., Maynilad Water Services, Inc., Dacon Corp., DFC Holdings, Inc., Beta Electric Corporation, Wire Rope Corporation of the Phils., Manila Herbal Corporation, Sirawai Plywood & Lumber Co., M&S Company, Inc. **Education.** Bachelor of Science in Industrial Engineering (De La Salle University); Advanced Management Program Seminar at the University of Asia and the Pacific and Top Management Program at the Asian Institute of Management. **Civic Affiliations.** PLDT-Smart Foundation, *Trustee*, Construction Industry Authority of the Phils, *Board Member*, Asean Constructors Federation, *Former Chairman*, Phil. Constructors Association, *Past President/Chairman*, Phil. Contractors Accreditation Board, *Former Chairman*, Association of Carriers & Equipment Lessors, *Past President*.

Ma. Edwina C. Laperal - is 63 years old; has served the Corporation as a regular director from March 1995 to July 2006 (11years and 4 months) and from July 2008 to present (16 years); is a regular Director of the following: **(Listed)** Semirara Mining and Power Corporation; **(Non-listed)** D.M. Consunji, Inc., DMCI Project Developers, Inc., Dacon Corporation, DMCI Urban Property Developers, Inc, Sem-Calaca Power Corp., DFC Holdings, Inc. **Education.** BS Architecture (University of the Philippines), Masters in Business Administration (University of the Philippines), Certificate in Strategic Business Economics, Center for Research and Communication. **Civic Affiliations.** UP College of Architecture Alumni Foundation Inc., *Member*; United Architects of the Philippines, *Member*; Guild of Real Estate Entrepreneurs And

Professionals (GREENPRO) formerly Society of Industrial-Residential-Commercial Realty Organizations, *Member*; Institute of Corporate Directors, *Fellow*.

Luz Consuelo A. Consunji – is 71 years old; has served the Corporation as a regular director for eight (8) years since 2016. She is a regular director of the following: **(Listed)** Semirara Mining and Power Corporation; **(Non-listed)** South Davao Development Corp., Dacon Corp. and Zanorte Palm-Rubber Plantation, Inc.; **Education.** Bachelor’s Degree in Commerce, Major in Management (Assumption College), Master’s in Business Economics (University of Asia and the Pacific). **Civic Affiliations.** Missionaries of Mary Mother of the Poor, Treasurer (May 2012 – present).

Maria Cristina C. Gotianun is 70 years old; has served the Corporation as a regular director for five years since 2019 and as Assistant Treasurer for twenty nine (29) years. She is a regular director of the following positions: **(Listed)** Semirara Mining and Power Corporation, CEMEX Holdings Philippines, Inc.; **(Non-listed)** D.M. Consunji, Inc., DMCI Project Developers, Inc., DMCI Power Corporation, DMCI Masbate Power Corp., Sem-Calaca Power Corp., Sem-Cal Industrial Park Development Corp., Semirara Claystone, Inc., Semirara Training Center, Inc., Southwest Luzon Power Generation Corp., Southeast Luzon Power Corp., St. Raphael Power Generation Corp., Dacon Corporation, DFC Holdings, Inc., Sirawan Food Corporation, **Education.** Bachelor of Science in Business Economics (University of the Philippines), and Strategic Business Economics Program, University of Asia & the Pacific. **Civic Affiliations.** Institute of Corporate Directors, *Fellow*.

INDEPENDENT DIRECTORS

Roberto L. Panlilio, is 70 years old; he served previously as J.P. Morgan’s Country Chairman (2019-2022) and as Senior Country Officer (SCO) for the Philippines (1999-2019). He led the management, governance and control of J.P. Morgan’s franchise in the Philippines across all lines of business and the bank’s Corporate Centers in the Philippines. He is also director of the following: **(Listed)** Semirara Mining and Power Corporation (Independent Director); Lopez Holdings Corporation (Independent Director); **(Non-listed)** Maya Bank, Philippine Association of Securities Brokers and Dealers, Inc., Endeavor Philippines. He is president of L&R Corporation. Prior to joining J.P. Morgan, he was the Senior Executive Vice President & Chief Operating Officer for non-commercial banking activities of PCIBank in Manila. He held various Treasury and Investment Banking posts in Manila, Hong Kong and Kuala Lumpur in Citibank from 1979 to 1993. **(Education)** He holds a Master’s Degree in Business Administration and International Finance from the University of Southern California and a bachelor of science degree in Business Management from the Ateneo de Manila University.

Bernardo M. Villegas is 86 years old; He is a Visiting Professor of IESE Business School in Barcelona, Professor at the University of Asia and the Pacific (UA&P) and Research Director of the Center for Research and Communication, Manila. He is currently a member of the boards of directors or advisory boards of leading national and multinational firms, such as the; **(Listed)** Benguet Corporation, Filipino Fund, Inc., First Metro Philippine Equity Exchange Traded Fund, Inc.; **(Non-listed)** Cuervo Appraisers, Inc., PHINMA Education, and Transnational Diversified, Inc. He served in the boards of Bank of the Philippine Islands, Alaska Milk Corporation, AES, Globe Telecom, Insular Life, McDonalds and IBM. **(Education)** Doctor of Philosophy in Economics, Harvard University; Master of Arts in Economics, Harvard University, Bachelor of Arts in Humanities and Bachelor of Science in Commerce, De La Salle University (Summa Cum Laude). He is a Certified Public Accountant, having been one of the CPA board topnotchers. At Harvard, at the

age of 21, he was one of the youngest ever to be a teaching fellow in the College of Arts and Sciences. His special fields of study are development economics, social economics, business economics and strategic management.

Atty. Cynthia R. Del Castillo is 72 years old; She is currently a Senior Partner and member of the Executive Board of Romulo Mabanta Buenaventura Sayoc and De Los Angeles since 1977. **(Directorship in Listed Companies)** Shang Properties, Inc. **(Professional Affiliations)** Senior Partner, Romulo Mabanta Buenaventura Sayoc & delos Angeles; Dean of the Ateneo de Manila University School of Law (May 1990-June 2000); Professor of Law at the Ateneo de Manila University School of Law (April 1977-Present); Admitted to the Philippine Bar in March 1977, placing 11th in the Philippine Bar Examinations given November 1976. **(Education)** Bachelor of Laws, Ateneo de Manila School of Law, 1976. Graduated Valedictorian. Recipient of Gold Medal for Academic Excellence and Golden Leaf Awards for academics. Editor-in-Chief of the Ateneo Law Journal. Member of the Board of Editors of the school paper; Bachelor of Arts, Major in Political Science. University of Santo Tomas, 1972. President of Arts & Letters Student Council, Section Editor of the official student organ and Quezon Leadership Awardee for 1972. **(Other Affiliations)** Bar Examiner in Civil Law, 2008 and 2019 Philippine Bar Examinations; Member, Audit Committee of the International School, Inc. (2012-Present); Member, Supreme Court of the Philippines Legal Education Committee for Bar Reforms (May 2019 – Present); Amicus Curiae in Supreme Court Cases (2019-Present).

The Board of Directors of the Corporation have attended the following trainings / seminars during the year 2024:

Date	Training	Attendees
April 18, 2024	Seminar on Corporate Governance	Isidro A. Consunji Maria Cristina C. Gotianun Jorge A. Consunji Ma. Edwina C. Laperal
September 12, 2024	ALB Hong Kong In-House Legal Summit	Atty. Cynthia R. Del Castillo
September 27, 2024	Annual Corporate Governance Enhancement Session	Roberto L. Panlilio
November 15, 2024	Advance Corporate Governance Training	Cesar A. Buenaventura

Attendance Report of Directors

The attendance record of directors in board and committee meetings in 2024 is summarized below:

	Name	Date of Election ³	Number of Meetings Held During the Year	Number of Meetings Attended	Percentage
Board Chairman	Isidro A. Consunji	May 21, 2024	13	12	92%
Board Vice-Chairman	Cesar A. Buenaventura	May 21, 2024	13	13	100%
Board Member	Jorge A. Consunji	May 21, 2024	13	13	100%
Board Member	Ma. Edwina C. Laperal	May 21, 2024	13	13	100%
Board Member	Luz Consuelo A. Consunji	May 21, 2024	13	13	100%
Board Member	Ma. Cristina C. Gotianun	May 21, 2024	13	13	100%
Independent Director	Roberto L. Panlilio	May 21, 2024	13	12	92%
Independent Director	Bernardo M. Villegas	May 21, 2024	13	13	100%
Independent Director	Cynthia R. Del Castillo	May 21, 2024	13	13	100%

Audit and Related Party Transaction Committee

Name	Number of Meetings Held During the Year	Number of Meetings Attended	Percentage
Cesar A. Buenaventura	4	4	100%
Roberto L. Panlilio	4	4	100%
Bernardo M. Villegas	4	4	100%

Board Risk Oversight Committee

Name	Number of Meetings Held During the Year	Number of Meetings Attended	Percentage
Roberto L. Panlilio (Chairman)	2	2	100%
Bernardo M. Villegas	2	2	100%
Maria Cristina C. Gotianun	2	2	100%

Strategy and Sustainability Committee

Name	Number of Meetings Held During the Year	Number of Meetings Attended	Percentage
Isidro A. Consunji (Chairman)	4	4	100%
Roberto L. Panlilio	4	4	100%
Bernardo M. Villegas	4	4	100%

Corporate Governance Committee

Name	Number of Meetings Held During the Year	Number of Meetings Attended	Percentage
------	---	-----------------------------	------------

³ All the directors were re-elected during the annual stockholders' meeting held on May 21, 2024.

Cynthia R. Del Castillo (Chairman)	2	2	100%
Roberto L. Panlilio	2	2	100%
Bernardo M. Villegas	2	2	100%

Appraisal and Performance Report for the Board and Criteria and Procedure for Assessment

The Board of Directors conducts an annual self-evaluation to determine whether it and its Committees are functioning effectively and to ensure that members effectively fulfill their obligations. The annual performance assessment is divided into four sets:

- a. Board Appraisal
- b. Director Appraisal
- c. Committee Appraisal
- d. Chief Executive Officer Appraisal

Full Board Review	The Full Board Review covers Board activities, mission and purpose, governance, board organization, meetings and membership, and management support.
CEO Appraisal	The Board will assess separately the performance of the CEO to rate his financial, strategic, governance, internal processes and business development capacities.
Peer Board Review	The Peer Board Review allows each Director to assess their Co-directors in terms of leadership, interpersonal skills, strategic thinking and their contribution to the Board.
Board Committees: ➤ Audit & RPT ➤ Board Risk Oversight ➤ Corporate Governance	In compliance with the Company's CG Manual and Board Charter, the annual assessment of the performance of the Board Committees has been adapted which contains the oversight responsibilities under the Code of Corporate Governance, i.e. composition and meetings, duties and responsibilities of the members of the committees

In addition, the Chief Compliance Officer, Chief Risk Officer and the Chief Audit Executive are evaluated by its respective board committees.

Chief Compliance Officer	The assessment of the CCO contains the monitoring, reviewing, and ensuring the compliance by the corporation, its directors, officers and employees with the relevant laws, CG Code, and all governance issuances by the regulators
Chief Risk Officer	This evaluates the performance of the CRO in supervising the entire Enterprise Risk Management process, communicating the top risk, implementing the risk management strategies and action plans.
Chief Audit Executive	The Board will assess the performance of the Chief Audit Executive (Punongbayan & Araullo) mainly in providing independent risk-based assurance service to the Board, Audit Committee and Management. They are evaluated based on their regular and special audit on the company's risk assessment; reviewing, auditing and assessing the efficiency and effectiveness of the internal control system of all areas of the company.

Performance Evaluation Criteria and Process

The criteria for the performance evaluation of the CEO, Board and its committees include the leadership, strategic thinking, governance, financial management skills, interpersonal skills, board contribution, structure and composition, meeting attendance, duties and responsibilities, and management support.

The Chief Compliance Officer administers the distribution of the online assessment forms to the members of the Board and committees. The Company engaged Castillo Laman Tan and Pantaleon and San Jose Law Office to facilitate the tabulation of ratings and results, after which it summarized the evaluation comments.

2. Officers

Herbert M. Consunji – is 72 years old; has served the Corporation as a regular director for twenty seven (27) years since March 1995 until May 2022; is a regular Director of the following: **(Listed)** Semirara Mining and Power Corporation and CEMEX Holdings Philippines, Inc.; **(Non-listed)** D.M. Consunji, Inc., DMCI Project Developers, Inc., Subic Water and Sewerage Company, Inc., DMCI Mining Corp., Sem-Calaca Res Corporation, DMCI Power Corp., Sem-Calaca Power Corp., Southwest Luzon Power Generation Corp., Sem-Cal Industrial Park Developers, Inc. **Education.** Top Management Program, Asian Institute of Management; Bachelor of Science in Commerce, Major in Accounting (De La Salle University), Certified Public Accountant (CPA). **Civic Affiliations.** Philippine Institute of Certified Public Accountants, *Member*; Financial Executives Institute of the Phils., *Member*; Shareholders' Association of the Phils., *Member*; *Management Association of the Philippines, Member.*

Noel A. Laman is 85 years old; has been the Corporate Secretary of the Corporation for twenty-nine (29) years since March 1995; he holds the following positions: **(Listed)** Corporate Secretary of CEMEX Holdings Philippines, Inc.; **(Non-listed)** Castillo Laman Tan Pantaleon & San Jose Law Offices, Founder/Senior Partner; Co-founder, DCL Group of Companies; President, DCL Management Ventures, Inc. **Education.** Bachelor of Science, Jurisprudence (University of the Philippines); Bachelor of Laws (University of the Philippines); Master of Laws (University of Michigan Law School); **Civic Affiliations.** Integrated Bar of the Philippines, Past Secretary, Treasurer, Vice President, Makati Chapter; Rotary Club Makati West, Past President; Intellectual Property Association of the Philippines (IPAP), Past President; Asian Patent Attorneys Association (APAA), Past Council Member; Firm Representative to the German Philippine Chamber of Commerce, Inc., Member.

Ma. Pilar P. Gutierrez is 48 years old; has served the Corporation as Assistant Corporate Secretary for fourteen (14) years since 2010; she holds the following positions: **(Listed)** Assistant Corporate Secretary of CEMEX Holdings Philippines, Inc. and Assistant Corporate Secretary of National Reinsurance Corporation of the Philippines; **(Non-listed)** Castillo Laman Tan Pantaleon & San Jose Law Firm, Senior Partner. She serves as Assistant Corporate Secretary of the following subsidiaries/affiliates of the Corporation: D.M. Consunji, Inc., DMCI Project Developers, Inc., Wire Rope Corporation of the Philippines, and DM Consunji Technical Training Center Inc. She is also the Corporate Secretary of the following companies: Pricon Microelectronics, Inc., Test Solution Services, Inc., MRA Offshore Corporation, Sealanes Marine Services, Inc., Software AG Philippines, Inc., Philippine Advanced Processing Technology, Inc.,

Rentokil Initial Philippines, Inc., Draeger Philippines Corporation, NCSI Philippines Inc., CBRE Corporate Outsourcing Inc., Pratt Whitney Global Philippines, Inc. Cement Roadstone Holdings Philippines Inc. , Top Keen Philippines Inc., Plaza Premium Lounge CRK Inc. and Jacobs Projects Philippines, Inc. She is likewise the Assistant Corporate Secretary of the following companies: IQVIA Solutions Philippines, Inc., IQVIA Solutions Operations Center Philippines, Inc., SingTel Philippines, Inc., CCT Constructors Corporation, GTVL Manufacturing Industries, Inc., Multisports, Inc., KBP Real Estate Corporation and JTEKT Philippines Corporation. She is currently a Senior Lecturer at the University of the Philippines, College of Law. **Education.** Bachelor of Laws, University of the Philippines (2001); Bachelor of Science in Management, Major in Legal Management (B.S.L.M.), Ateneo de Manila University (1997).

Joseph Adelbert V. Legasto is 47 years old and is currently the Deputy Chief Financial Officer of DMCI Holdings, Inc. He joined the Company in June 2022. Prior to his current role, he was an Assistant Vice President under the Corporate Planning and Project Development Department of San Miguel Corporation and Vice President and Strategic Planning Head of ABS-CBN Global. He also worked in the banking industry as an Associate for Deutsche Bank and Analyst for UnionBank of the Philippines. **Education.** Joseph graduated with a master's degree in finance (with Honors) from New York University's Stern School of Business and holds a bachelor's degree in finance from De La Salle University.

Hannah Cecille L. Chan is 36 years old and is currently the Assistant Vice President and Investor Relations Head of the Company, appointed on September 16, 2024. Prior to this, she served as the Company's Investor Relations Officer since July 2020. Before joining DMCI Holdings, she served as Business Development and Investor Relations Manager at Chelsea Logistics and Infrastructure Holdings Corporation, Business Development Manager and Salesman for Maybank ATR Kim Eng Securities, and Compliance and Surveillance Officer for the Philippine Dealing and Exchange Corp. She holds a Bachelor of Science in Applied Economics and Commerce, major in Management of Financial Institutions (Honorable Mention), from De La Salle University–Manila. She also completed the Data Science for Investment Professionals Certificate from the CFA Institute.

(d) Independent Directors.

Under its Manual of Corporate Governance, the Corporation is required to have at least two (2) Independent Directors or such number of Independent Directors as shall constitute at least twenty (20%) percent of the members of the Board of Director of the Corporation. Attached hereto as Schedule 1 is the Final List of Candidates for Independent Directors. The candidates for independent directors were nominated as such by Mr. Conrado Bate who has no family and/ or business relationships or affiliations with the three (3) nominees. The three (3) nominees for Independent Directors were selected by the Board Nomination and Election Committee in accordance with the guidelines in the Manual of Corporate Governance, the Code of Corporate Governance (SEC Memorandum Circular No. 2, Series of 2002), and the Guidelines on the nomination and election of Independent Directors (SRC Rule 38).

Roberto L. Panlilio, is 70 years old; he served previously as J.P. Morgan's Country Chairman (2019-2022) and as Senior Country Officer (SCO) for the Philippines (1999-2019). He led the management, governance and control of J.P. Morgan's franchise in the Philippines across all lines of business and the bank's Corporate Centers in the Philippines. He is also director of the following: **(Listed)** Semirara Mining and Power

Corporation (Independent Director); Lopez Holdings Corporation (Independent Director); **(Non-listed)** Maya Bank, Philippine Association of Securities Brokers and Dealers, Inc., Endeavor Philippines. He is president of L&R Corporation. Prior to joining J.P. Morgan, he was the Senior Executive Vice President & Chief Operating Officer for non-commercial banking activities of PCIBank in Manila. He held various Treasury and Investment Banking posts in Manila, Hong Kong and Kuala Lumpur in Citibank from 1979 to 1993. **(Education)** He holds a Master’s Degree in Business Administration and International Finance from the University of Southern California and a bachelor of science degree in Business Management from the Ateneo de Manila University.

Bernardo M. Villegas is 86 years old; He is a Visiting Professor of IESE Business School in Barcelona, Professor at the University of Asia and the Pacific (UA&P) and Research Director of the Center for Research and Communication, Manila. He is currently a member of the boards of directors or advisory boards of leading national and multinational firms, such as the; **(Listed)** Benguet Corporation, Filipino Fund, Inc., First Metro Philippine Equity Exchange Traded Fund, Inc.; **(Non-listed)** Cuervo Appraisers, Inc., PHINMA Education, and Transnational Diversified, Inc. He served in the boards of Bank of the Philippine Islands, Alaska Milk Corporation, AES, Globe Telecom, Insular Life, McDonalds and IBM. **(Education)** Doctor of Philosophy in Economics, Harvard University; Master of Arts in Economics, Harvard University, Bachelor of Arts in Humanities and Bachelor of Science in Commerce, De La Salle University (Summa Cum Laude). He is a Certified Public Accountant, having been one of the CPA board topnotchers. At Harvard, at the age of 21, he was one of the youngest ever to be a teaching fellow in the College of Arts and Sciences. His special fields of study are development economics, social economics, business economics and strategic management.

Atty. Cynthia R. Del Castillo is 72 years old; She is currently a Senior Partner and member of the Executive Board of Romulo Mabanta Buenaventura Sayoc and De Los Angeles since 1977. **(Directorship in Listed Companies)** Shang Properties, Inc. **(Professional Affiliations)** Senior Partner, Romulo Mabanta Buenaventura Sayoc & delos Angeles; Dean of the Ateneo de Manila University School of Law (May 1990-June 2000); Professor of Law at the Ateneo de Manila University School of Law (April 1977-Present); Admitted to the Philippine Bar in March 1977, placing 11th in the Philippine Bar Examinations given November 1976. **(Education)** Bachelor of Laws, Ateneo de Manila School of Law, 1976. Graduated Valedictorian. Recipient of Gold Medal for Academic Excellence and Golden Leaf Awards for academics. Editor-in-Chief of the Ateneo Law Journal. Member of the Board of Editors of the school paper; Bachelor of Arts, Major in Political Science. University of Santo Tomas, 1972. President of Arts & Letters Student Council, Section Editor of the official student organ and Quezon Leadership Awardee for 1972. **(Other Affiliations)** Bar Examiner in Civil Law, 2008 and 2019 Philippine Bar Examinations; Member, Audit Committee of the International School, Inc. (2012-Present); Member, Supreme Court of the Philippines Legal Education Committee for Bar Reforms (May 2019 – Present); Amicus Curiae in Supreme Court Cases (2019-Present).

(e) Other directorships held in reporting companies naming each company.

Director’s Name	Corporate Name of the Group Company
-----------------	-------------------------------------

Isidro A. Consunji	D.M. Consunji, Inc. Semirara Mining and Power Corp. CEMEX Holdings Philippines, Inc. DMCI Project Developers, Inc. DMCI Mining Corp. DMCI Power Corp. DMCI Masbate Corp. DMCI-MPIC Water Company Inc. Maynilad Water Services, Inc. Sem-Calaca Power Corp. Southwest Luzon Power Generation Corp. Sem Calaca Res Corporation (<i>formerly DMCI Calaca Corp.</i>) Semirara Claystone, Inc. Dacon Corporation DFC Holdings, Inc. Wire Rope Corporation of the Philippines Atlas Consolidated Mining and Development Corp. Construction Industry Authority of the Phils. Philippine Overseas Construction Board
Cesar A. Buenaventura	D.M. Consunji, Inc. Semirara Mining and Power Corp. iPeople Inc. Petroenergy Resources Corp. Concepcion Industrial Corp. Mitsubishi-Hitachi Phils, Inc. Pilipinas Shell Petroleum Corp.
Ma. Edwina C. Laperal	Semirara Mining and Power Corp. D.M. Consunji, Inc. DMCI Project Developers, Inc. Dacon Corporation DMCI Urban Property Developers, Inc Sem-Calaca Power Corp. Dacon Corp. DFC Holdings, Inc.
Maria Cristina C. Gotianun	Semirara Mining and Power Corporation CEMEX Holdings Philippines, Inc. D.M. Consunji, Inc. DMCI Project Developers, Inc. DMCI Power Corporation DMCI Masbate Power Corp. Sem-Calaca Power Corp. Sem-Cal Industrial Park Development Corp. Semirara Claystone, Inc. Semirara Training Center, Inc. Southwest Luzon Power Generation Corp. Southeast Luzon Power Corp. St. Raphael Power Generation Corp.

	<p>Dacon Corporation DFC Holdings, Inc. Sirawan Food Corporation</p>
Jorge A. Consunji	<p>Semirara Mining and Power Corp. CEMEX Holdings Philippines, Inc. D.M. Consunji Inc. DMCI Project Developers, Inc. DMCI Mining Corp. DMCI Power Corp. DMCI Masbate Corp. Sem-Calaca Power Corp. Southwest Luzon Power Generation Corp. Maynilad Water Holdings, Inc. Maynilad Water Services, Inc. Dacon Corp. DFC Holdings, Inc. Beta Electric Corporation Wire Rope Corporation of the Philippines</p>
Luz Consuelo A. Consunji	<p>Semirara Mining and Power Corporation South Davao Development Corp. Dacon Corp. Zanorte Palm-Rubber Plantation, Inc.</p>
Roberto L. Panlilio	<p>Semirara Mining and Power Corporation (Listed) Lopez Holdings Corporation (Listed) Endeavor Philippines, Inc. L&R Corporation Maya Bank Philippine Association of Securities Brokers and Dealers, Inc.</p>
Bernardo M. Villegas	<p>Benguet Corporation (Listed) Filipino Fund, Inc. (Listed) First Metro Philippines Equity Exchange Traded Fund, Inc. (Listed) University of Asia and the Pacific Center for Research and Communications Cuervo Appraisers, Inc. PHINMA Properties Corp. Transnational Diversified Inc.</p>
Cynthia R. Del Castillo	<p>Shang Properties, Inc. (Listed) Goldilocks Bakeshop, Inc. KRM Reinsurance Brokers Phils., Inc. The Walt Disney Company (Philippines), Inc. Makati Shangri-la Hotel and Resort, Inc. Filairco Inc. Filairco Technical Services Co. Inc. KLN Investment Holdings Phils. Inc. Optum Global Solutions, Inc. GP Strategies Phils. Inc. Oro Group Ventures Inc. Aderans Philippines Inc. Troycor Lighting Corp.</p>

(f) Family Relationship

The family relationship up to the fourth civil degree either by consanguinity or affinity among directors, executive officers or persons nominated or chosen by the Corporation to become directors or executive officers is stated below:

<u>Name</u>	<u>Relationship</u>
Isidro A. Consunji	Brother of Jorge A. Consunji, Luz Consuelo A. Consunji, Ma. Edwina C. Laperal and Maria Cristina C. Gotianun

(g) Since the last annual stockholders' meeting of the Corporation, no Director has resigned or declined to stand for re-election to the Board of Directors of the Corporation because of any disagreement with the Corporation on any matter relating to the Corporation's operations, policies or practices.

(h) Involvement in Legal Proceedings

None of the directors and officers was involved in the past five (5) years in any bankruptcy proceeding. Neither have they been convicted by final judgment in any criminal proceeding, nor been subject to any order, judgment or decree of competent jurisdiction, permanently enjoining, barring, suspending, or otherwise limiting their involvement in any type of business, securities, commodities or banking activities, nor found in an action by any court or administrative body to have violated a securities or commodities law.

Except for the following, none of the directors, executive officers and nominees for election is subject to any pending material legal proceedings as of the date of this information statement.

(1) Pp. vs. Consunji, et. al., Criminal Case No. Q-02-114052, RTC-QC, Branch 78. - A complaint for violation of Article 315(2)(a) of the Revised Penal Code, as qualified by Presidential Decree No. 1689 was filed in RTC-QC Branch 78 as Criminal Case No. Q-02-114052 pursuant to a resolution of the Quezon City Prosecutor dated December 3, 2002 in I.S. No. 02-7259 finding probable cause against the directors and officers of Universal Leisure Club (ULC) and its parent company, Universal Rightfield Property Holdings, Inc., including Isidro A. Consunji as former Chairman, Cesar A. Buenaventura and Ma. Edwina C. Laperal as former directors of ULC. Complainants claim to have been induced to buy ULC shares of stock on the representation that ULC shall develop a project known as "a network of 5 world clubs."

The case was re-raffled to RTC-QC Branch 85 (the "Court"). On January 10, 2003 respondents filed their Motion for Reconsideration on the resolution dated December 3, 2002 recommending the filing of the complaint in court, which was granted on August 18, 2003. Accordingly, a Motion to Withdraw Information was filed in Court. On September 11, 2003, complainants' sought reconsideration of the resolution withdrawing the information, but was denied by the City Prosecutor. By reason of the denial, Complainants' filed a Petition for Review with the Department of Justice (DOJ) on August 26, 2005.

Meanwhile, the Court granted the withdrawal of information on June 6, 2005. Complainants filed a Motion for Reconsideration and Urgent Motion for Inhibition, but were both denied by the Court in its Omnibus Order dated November 29, 2005. Thereafter, a Notice of Appeal was filed by the complainants, but was ordered stricken out from records by the Court for being unauthorized and declaring the Omnibus Order final and executory in its Order dated February 22, 2007. The Petition for Review, however, filed by the Complainants with the DOJ on August 26, 2005 is pending to date.

(2) Rodolfo V. Cruz, et. al. vs. Isidro A. Consunji, et. al., I.S. Nos. 03-57411-I, 03-57412-I, 03-57413-I, 03-57414-I, 03-57415-I, 03-57446-I and 03-57447-I, Department of Justice, National Prosecution Service. - These consolidated cases arose out of the same events in the immediately above-mentioned case, which is likewise pending before the DOJ.

In its 1st Indorsement dated December 9, 2003, the City Prosecutor for Mandaluyong City, acting on a motion for inhibition filed by complainants, through counsel, recommended that further proceedings be conducted by the DOJ. In an order dated February 3, 2004, the DOJ designated State Prosecutor Geronimo Sy to conduct the preliminary investigation of this case. The last pleading filed is a notice of change of address dated June 27, 2008 filed by complainants' counsel. This case remains pending to date.

(i) Significant employees

The following are other significant employees of the Corporation other than the executive officers.

Mary Grace M. Garcia, Finance Officer. A certified public accountant with over eight years of experience in financial audit, reporting and analysis, she joined the Company in March 2021 after working in Makati Development Corporation and SGV & Co. (EY Philippines). She holds a BS Accountancy degree (cum laude) from the University of Batangas.

Kent Sydney H. Mercader, Environmental, Social and Governance Officer. Joined the Company in November 2022 after gaining ESG analyst experience at S&P Global and Institutional Shareholder Services, Inc. He holds a Bachelor of Science in Agricultural Biotechnology from the University of the Philippines Los Banos, where he was a scholarship recipient from the Department of Science and Technology.

Although the Corporation has and will likely continue to rely significantly on the aforementioned individuals, it is not dependent on the services of any particular employee. It does not have any special arrangements to ensure that any employee will remain with the Corporation and will not compete upon termination.

(j) Business experience of the significant employees of the Corporation for the last five years:

Not applicable.

Item 6. Compensation of Directors and Executive Officers

ANNUAL COMPENSATION

Name	Principal Position	Salary	Bonus	Per Diem Allowance**	Other annual compensation
Isidro A. Consunji	President and CEO		None		None
Herbert M. Consunji	Executive Vice President & Chief Finance Officer		None		None
Ma. Edwina C. Laperal ⁴	Treasurer		None		None
Maria Cristina C. Gotianun ⁵	Asst. Treasurer		None		None
Joseph Adelbert V. Legasto	Deputy Chief Financial Officer		None		None
Cherubim O. Mojica ⁶	Senior Vice President for Corp. Communications and Investor Relations		None		None
	YEARS	In Php		In Php	
	2020	9,178,322.29	-	1,760,000.00	-
	2021	10,529,999.02	-	2,600,000.00	-
	2022	12,771,693.83	-	1,640,000.00	-
	2023	14,855,321.00		1,680,000.00	-
	2024	9,944,550.00		2,440,000.00	-
	2025*	9,944,550.00		2,440,000.00	
	TOTAL:	67,224,436.14		12,560,000.00	
	YEARS	In Php		In Php	
All other directors and executive officers as a group unnamed	2020	2,059,876.48	None	2,720,000.00	-
	2021	0		2,560,000.00	-
	2022	0		3,200,000.00	-
	2023	0		4,160,000.00	-
	2024	0		5,720,000.00	-
	2025*	0		5,720,000.00	
	TOTAL:	2,059,876.48		24,080,000.00	-

⁴ The Treasurer does not receive any compensation as Treasurer of the Corporation. However, she receives the usual *per diem* as a regular director of the Corporation.

⁵ The Assistant Treasurer does not receive any compensation as Assistant Treasurer of the Corporation. However, she receives the usual *per diem* as a regular director of the Corporation.

⁶ Ms. Mojica resigned effective September 15, 2024

PER DIEM AS DIRECTORS FOR 2024

Name	Principal Position	Per Diem Allowance**
Isidro A. Consunji	Chairman of the Board of Directors/President	840,000.00
Ma. Edwina C. Laperal	Director/ Treasurer	720,000.00
Maria Cristina C. Gotianun	Director/ Asst. Treasurer	880,000.00
Jorge A. Consunji	Director	720,000.00
Luz Consuelo A. Consunji	Director	720,000.00
Cesar A. Buenaventura	Vice Chairman of the Board	960,000.00
Roberto L. Panlilio	Independent Director	1,280,000.00
Bernardo M. Villegas	Independent Director	1,240,000.00
Cynthia R. Del Castillo	Independent Director	800,000.00
	Total	8,160,000.00
	YEARS	
	2020	4,480,000.00
	2021	5,160,000.00
	2022	4,840,000.00
	2023	5,840,000.00
	2024	8,160,000.00
	2025*	8,160,000.00
	TOTAL	36,640,000.00

**Approximate figures*

**The directors receive per diem in the amount of Php80,000.00 for every regular board meeting and Php40,000.00 for every committee meeting.

There is no contract covering their employment with the Corporation and they hold office by virtue of their election to office. The Company has no agreements with its named executive officers regarding any bonus, profit sharing, pension or retirement plan.

There are no outstanding warrants, options, or right to repurchase any securities held by the directors or executive officers of the Company.

Item 7. Independent Public Accountant

- (a) The auditing firm, Sycip Gorres Velayo & Co. will be recommended to the stockholders for appointment as the Corporation's principal accountant for the ensuing fiscal year. Conformably with SRC Rule 68(3)(b)(iv), the Corporation's independent public accountant shall be rotated, or the handling partner shall be changed, every 5 years.
- (b) SyCip Gorres Velayo & Co. was the same principal accountant of the Corporation for the fiscal year most recently completed, December 31, 2024.

- (c) Representatives of SGV & Co. are expected to be present at the stockholders' meeting. They will have the opportunity to make a statement if they desire to do so and they are expected to be available to respond to appropriate questions.
- (d) The members of the Corporation's Audit Committee are:
- | | |
|---|----------|
| Bernardo M. Villegas (Independent Director) | Chairman |
| Roberto L. Panlilio (Independent Director) | Member |
| Cesar A. Buenaventura | Member |
- (e) The audit firm Sycip Gorres Velayo & Co. has no shareholdings in the Corporation nor any right, whether legally enforceable or not, to nominate persons or to subscribe for the securities in the Corporation. Sycip Gorres Velayo & Co. will not receive any direct or indirect interest in the Corporation or in any securities thereof (including options, warrants or rights thereto) pursuant to or in connection with the Offer. The foregoing is in accordance with the Code of Ethics for Professional Accountants in the Philippines.
- (f) There are no disagreements on any matter of accounting principle or practices, FS disclosures, etc., between Sycip Gorres Velayo & Co. and the Corporation.

C. ISSUANCE AND EXCHANGE OF SECURITIES

Item 8. Authorization or Issuance of Securities Other than for Exchange

There are no issues regarding the issuance of securities other than for exchange.

D. OTHER MATTERS

Item 9. Action with respect to Reports

Summary of Items to be submitted for Stockholders' Approval

- (1) ***Approval of the Minutes of the Special Stockholders' Meeting held on October 15, 2024***

The minutes of the special stockholders' meeting held on October 15, 2024 will be submitted for approval of the stockholders at the annual meeting to be held on May 13, 2025. All of the incumbent directors and officers of the Corporation attended the October 15, 2024 special stockholders' meeting and this is indicated in the minutes of the said annual meeting which has been posted in the company's website since October 18, 2024. Stockholders holding 10,718,066,095 common shares or 80.72% of the outstanding capital stock likewise attended the meeting through proxies or through remote communication.

Below is a summary of the items and/or resolutions approved at the annual stockholders' meeting held on October 15, 2024.

- (a) The Chairman of the Board of Directors of the Corporation called the meeting to order.
- (b) The Secretary of the meeting certified that a quorum existed for the transaction of business. The following is a record of the number of shares present via proxy or remote communication:

Number of common shares present:	10,718,066,095
Percentage of the total outstanding common shares present in via remote communication or by proxies:	80.72%
Total number of issued and outstanding capital stock:	13,277,470,000

- (c) Stockholders Present

Total Outstanding Common Shares	13,277,470,000	Percentage
Shares Present:		
By Proxy	10,718,066,095	80.72
In Absentia	0	0.00
Total Shares Present	10,718,066,095	80.72

- (d) The following directors attended the meeting:

ISIDRO A. CONSUNJI
 CESAR A. BUENAVENTURA
 JORGE A. CONSUNJI
 LUZ CONSUELO A. CONSUNJI
 MARIA CRISTINA C. GOTIANUN
 MA. EDWINA C. LAPERAL
 ROBERTO L. PANLILIO (*Independent Director and Chairman of the Board Risk Oversight Committee*)
 CYNTHIA R. DEL CASTILLO (*Independent Director and Chairman Corporate Governance Committee*)

Absent: BERNARDO M. VILLEGAS

Also present were the Corporate Secretary, Asst. Corporate Secretary, key officers of the Corporation, subsidiaries' CEOs and CFOs.

- (e) The stockholders approved the following resolutions.
 - 1) The minutes of the annual stockholders' meeting held on May 21, 2024.
 - 2) Revocation of the May 21, 2019 Stockholders' Resolution increasing the Par Value of Preferred Shares to Php1,000
 - 3) Amendment of the Articles of Incorporation to Reclassify 10,000,000 of the unissued preferred shares as Class B Preferred Shares

- 4) Approval of the Issuance of 10,000,000 Class B Preferred Shares to Dacon Corporation
- 5) Amendment of the By-Laws of the Company to change the schedule of the Annual Stockholders' Meeting from the 3rd Tuesday of May to the 2nd Tuesday of May of each year.

(f) Upon motion duly made and seconded, the annual stockholders' meeting was adjourned.

Stockholders of record were allowed to vote by proxy or in absentia through the link provided by the Corporation for the 2024 special stockholders' meeting. Punongbayan & Araullo (P&A) acted as board of canvassers for the previous annual meeting. They had access to the submitted proxies and the online voting portal of the Corporation, and based on the votes submitted, P&A was able to prepare the official tabulation of votes. Below is a summary of the tabulation of votes as confirmed by P&A. The same was also provided in the minutes of the October 15, 2024 special stockholders' meeting:

Result of Voting on the following resolutions

Agenda	For		Against		Abstain		Uncast Share
Approval of the Minutes of the May 21, 2024 Annual Stockholder's Meeting	10,700,541,195.00	80.59%	17,453,900.00	0.13%	-	0.00%	71,000.00
Revocation of the May 21, 2019 Stockholder's Resolution Increasing the Par Value of Preferred Shares to Php1,000	10,698,571,195.00	80.58%	19,423,900.00	0.15%	-	0.00%	71,000.00
Amendment of the Articles of Incorporation to Reclassify 10,000,000 of the unissued preferred shares as Class B preferred shares	10,263,221,152.00	77.30%	454,773,943.00	3.43%	-	0.00%	71,000.00
Approval of the Issuance of 10,000,000 Class B preferred shares to Dacon Corporation	10,262,598,492.00	77.29%	455,396,603.00	3.43%	-	0.00%	71,000.00
Amendment of the Bylaws of the Company to change the schedule of the Annual Stockholder's Meeting from the 3 rd Tuesday of May to the 2 nd Tuesday of May of each year	10,700,541,195.00	80.59%	17,453,900.00	0.13%	-	0.00%	71,000.00

Description of opportunity given to stockholders to ask questions

The stockholders were encouraged to submit their questions before and during the October 15, 2024 special stockholders' meeting. The questions raised were responded to by the company via electronic mail, and the questions and answers were likewise provided in the minutes of the October 15, 2024 special meeting. A copy of the minutes was posted in the company's website on October 15, 2024, three days after the meeting.

(2) *Ratification of the Acts of the Board of Directors and Officers*

Resolutions, contracts, and acts of the board of directors and management for ratification refer to those passed or undertaken by them during the year and for the day to day operations of the Company as contained or reflected in the minute books, annual report and financial statements. These acts are covered by resolutions of the Board of Directors. Specifically, these resolutions include the following:

<i>Date of Board Meeting</i>	<i>Type of Meeting</i>	<i>Resolutions Passed / Matters Approved</i>
February 21, 2024	Special Board Meeting	<ul style="list-style-type: none"> • Transactions with the Bank of the Philippine Islands
March 05, 2024	Regular Corporate Governance Committee Meeting	<ul style="list-style-type: none"> • ESG Updates • SEC Sustainability Reporting (SURE) Form • Employee Engagement Survey • Annual Stockholders' Meeting
March 05, 2024	Joint Regular Board, Strategy and Sustainability Committee, and Risk Oversight Committee Meeting	<ul style="list-style-type: none"> • DMCI Strategic Initiatives and Risk Factors Updates
March 05, 2024	Regular Board Meeting	<ul style="list-style-type: none"> • Audit Committee Report • Presentation of Consolidated Financial Statements for the Period Ended December 31, 2023 • Appointment of Proxy for Wire Rope Corporation of the Philippines' Annual Stockholders' Meeting • Appointment of Proxy for Semirara Mining and Power Corporation of the Philippines Annual Stockholders' Meeting • Transactions with Bureau of Internal Revenue • Transactions with Gawa at Kalinga Multipurpose Cooperative • Appointment of External and Internal Auditors and Lead I.A. Coordinator • Approval of Audited Financial Statements
April 04, 2024	Special Board Meeting	<ul style="list-style-type: none"> • Declaration of Cash Dividends • Company Values
April 23, 2024	Special Board Meeting	<ul style="list-style-type: none"> • Discussion on Project Atlas
April 25, 2024	Special Board Meeting	<ul style="list-style-type: none"> • Project Atlas
May 07, 2024	Joint Regular Board and Audit Committee Meeting	<ul style="list-style-type: none"> • Presentation of Consolidated Financial Statements for the Period Ended March 31, 2024 • Endorsement of the Q1 Financial Statements to the Board of Directors • Finance Report

		<ul style="list-style-type: none"> • Publication of the Advertisement/Notice in the Philippine Daily Inquirer • Schedule of Annual Stockholders' Meeting
May 21, 2024	Organizational Board Directors	<ul style="list-style-type: none"> • Election of Officers • Appointment of Lead Independent Director and Chairman and Members of the Board Committees • Appointment of Board Advisors • Filing of General Information Sheet for 2024
July 23, 2024	Special Board Meeting	<ul style="list-style-type: none"> • Appointment of Proxy for DMCI Power Corporation's Annual Stockholders' Meeting • Transactions with Philippine Dealing System Holdings Corp. & Subsidiaries
August 05, 2024	Regular Board Meeting	<ul style="list-style-type: none"> • Presentation of Consolidated Financial Statements for the Period Ended June 30, 2024 • Endorsement of the Q2 Financial Statements to the Board of Directors • Financial Report • Project Atlas
August 20, 2024	Special Board Meeting	<ul style="list-style-type: none"> • Amendment of the Articles of Incorporation • Issuance of Perpetual Preferred Shares • Amendment of the Bylaws • Call for a Special Stockholders' Meeting • Sale of Vehicle • Transactions with MediCard Philippines, Inc. • Transactions with BDO Unibank, Inc. (Lumbang Branch) • Updating of Bank Signatories for Placements
October 16, 2024	Special Board Meeting	<ul style="list-style-type: none"> • Declaration of Cash Dividends • Corporate Credit Card Account with Bank of the Philippine Islands (BPI) • Transactions with BDO Unibank, Inc. • Registration of Trademark
November 07, 2024	Regular Board Meeting	<ul style="list-style-type: none"> • Presentation of Consolidated Financial Statements for the Period Ended September 30, 2024 • 9M / Q32024 Financial Statements Endorsement to the Board • Financial Report • Discussion on Concreat Holdings Philippines (CHP) • Review of Vision, Mission, and Corporate Objectives

Item 10. Summary of Voting Matters/Voting Procedures

(a) Summary of Matters to be presented to Stockholders

- (1) Approval/ratification of the minutes of the special stockholders’ meeting held on October 15, 2024. Approval of said minutes shall constitute confirmation of all the matters stated in the minutes. The minutes of the October 15, 2024 special stockholders’ meeting are posted in the website of the Corporation on October 18, 2024.
- (2) Approval of the Management Report for the year ending December 31, 2024. Upon approval thereof, the same shall form part of the records of the Corporation.
- (3) Ratification of Acts of Directors and Officer. Resolutions, contracts, and acts of the board of directors and management for ratification refer to those passed or undertaken by them during the year and for the day to day operations of the Company as contained or reflected in the attached annual report and financial statements and more specifically identified in item 9 (2) of this Information Statement.
- (4) Appointment of Independent Auditors. Selection by the stockholders of SyCip Gorres Velayo & Co. as independent auditors of the Corporation.
- (5) Election of Directors

Election of a Board of nine (9) directors, each of whom will hold office until the next annual meeting of stockholders and until his or her successor is elected and qualified. For this year, the Corporation decided to have three (3) independent directors.

The nominees for directors are:

Regular Directors:

- ISIDRO A. CONSUNJI
- CESAR A. BUENAVENTURA
- JORGE A. CONSUNJI
- MA. EDWINA C. LAPERAL
- LUZ CONSUELO A. CONSUNJI
- MARIA CRISTINA C. GOTIANUN

Independent Directors:

ROBERT L. PANLILIO
BERNARDO M. VILLEGAS
CYNTHIA R. DEL CASTILLO

(b) Voting Procedures

- (1) Approval/ratification of the minutes of the special stockholders' meeting held on October 15, 2024.
 - (A) Vote required: A majority of the outstanding common stock present in person or by proxy, provided constituting a quorum.
 - (B) Method by which votes shall be counted: Each outstanding common stock shall be entitled to one (1) vote. The stockholders shall vote by proxy or in absentia.
- (2) Approval of the Management Report
 - (A) Vote required: A majority of the outstanding common stock present in person or by proxy, provided constituting a quorum.
 - (B) Method by which votes shall be counted: Each outstanding common stock shall be entitled to one (1) vote. The stockholders shall vote by proxy or in absentia.
- (3) Ratification of the Acts of the Board of Directors and Officers
 - (A) Vote required: A majority of the outstanding common stock present in person or by proxy, provided constituting a quorum.
 - (B) Method by which votes shall be counted: Each outstanding common stock shall be entitled to one (1) vote. The stockholders shall vote by proxy or in absentia.
- (4) Appointment of Independent External Auditors
 - (A) Vote required: A majority of the outstanding common stock present in person or by proxy, provided constituting a quorum.
 - (B) Method by which votes shall be counted: Each outstanding common stock shall be entitled to one (1) vote. The stockholders shall vote by proxy or in absentia.
- (5) Approval of amendments of the Corporation's By-Laws
 - (A) Vote required: A majority of the outstanding common stock present in person or by proxy, provided constituting a quorum.
 - (B) Method by which votes shall be counted: Each outstanding common stock shall be entitled to one (1) vote. The stockholders shall vote by proxy or in absentia.

(7) Election of Directors

- (A) Vote required. The nine (9) candidates receiving the highest number of votes shall be declared elected.

- (B) Method by which votes will be counted. Cumulative voting applies. Under this method of voting, a stockholder entitled to vote shall have the right to vote by proxy or in absentia the number of shares of stock standing in his own name on the stock books of the Corporation as of the Record Date, and said stockholder may vote such number of shares for as many persons as there are directors to be elected or he may cumulate said shares and give one candidate as many votes as the number of directors to be elected multiplied by the number of his shares shall equal, or he may distribute them on the same principle among as many candidates as he shall see fit. The stockholders shall vote by proxy or in absentia.

The nine nominees obtaining the highest number of votes will be proclaimed as Directors of the Corporation for the ensuing year, provided two of whom must be independent directors.

Punongbayan & Araullo was appointed as Board of Canvassers for the 2023 annual stockholders' meeting. The Board of Canvassers shall have the power to count and tabulate all votes, assents and consents; determine and announce the result; and to do such acts as may be proper to conduct the election or vote with fairness to all stockholders.

**PART II
PROXY FORM
DMCI HOLDINGS, INC.**

Item 1. Identification

This proxy is being solicited for and on behalf of the Management of the Corporation. The Chairman of the Board of Directors or, in his absence, the President of the Corporation will vote the proxies at the annual stockholders' meeting to be held on May 13, 2025.

Item 2. Instruction

- (a)** The proxy must be duly accomplished by the stockholder of record as of Record Date. A proxy executed by a corporation shall be in the form of a board resolution duly certified by the Corporate Secretary or in a proxy form executed by a duly authorized corporate officer accompanied by a Corporate Secretary's Certificate quoting the board resolution authorizing the said corporate officer to execute the said proxy.
- (b)** Duly accomplished proxies may be emailed to dmciholdings@dmcinet.com or submitted to the Corporate Secretary of the Corporation not later than May 2, 2025 at the following address:

The Corporate Secretary
DMCI Holdings, Inc.
3rd Floor, DACON Building
2281 Pasong Tamo Extension
1231 Makati City
Philippines
- (c)** In case of shares of stock owned jointly by two or more persons, the consent of all co-owners must be necessary for the execution of the proxy. For persons owning shares in an "and/or" capacity, any one of them may execute the proxy.
- (d)** Validation of proxies will be held by the Stock Transfer Agent on May 8, 2025 at 2:00 p.m. at the principal office of the Corporation at the 3rd Floor, DACON Building, 2281, Don Chino Roces Avenue, Makati City, Philippines.
- (e)** Unless otherwise indicated by the stockholder, a stockholder shall be deemed to have designated the Chairman of the Board of Directors, or in his absence, the President of the Corporation, as his proxy for the annual stockholders meeting to be held on May 13, 2025.
- (f)** If the number of shares of stock is left in blank, the proxy shall be deemed to have been issued for all of the stockholder's shares of stock in the Corporation as of Record Date.
- (g)** The manner in which this proxy shall be accomplished, as well as the validation hereof shall be governed by the provisions of SRC Rule 20 (11)(b)

(h) The stockholder executing the proxy shall indicate the manner by which he wishes the proxy to vote on any of the matters in (1), (2), (3), (4), (5), (6) and (7) below by checking the appropriate box. Where the boxes (or any of them) are unchecked, the stockholder executing the proxy is deemed to have authorized the proxy to vote for the matter.

The Undersigned hereby appoints:

- (a) The Chairman of the Board of Directors of DMCI Holdings, Inc., or in his absence, the Chairman of the Stockholders' Meeting; or
- (b) the President or the Chief Finance Officer of DMCI Holdings, Inc.

as his/her/its Proxy to attend the above annual meeting of the stockholders of DMCI Holdings, Inc., and any adjournment or postponement thereof, and thereat to vote all shares of stock held by the undersigned as specified below and on any matter that may properly come before said meeting.

(1) Approval/ratification of the minutes of the special stockholders' meeting held on October 15, 2024

FOR AGAINST ABSTAIN

(2) Approval of the Management Report

FOR AGAINST ABSTAIN

(3) Ratification of the acts of the Board of Directors and Officers as contained in the attached annual report, the audited financial statements of the Corporation for the year ended December 31, 2024 and discussed in item 9 (2) of the Information Statement.

FOR AGAINST ABSTAIN

(4) Appointment of SGV & Co. as Independent External Auditors

FOR AGAINST ABSTAIN

(5) Election of Directors.

FOR all nominees listed below, except those whose names are stricken out

WITHHOLD authority to vote for all nominees listed below.

(Instruction: To strike out a name or withhold authority to vote for any individual nominee, draw a line through the nominee's name in the list below).

Regular Directors:

ISIDRO A. CONSUNJI
CESAR A. BUENAVENTURA

JORGE A. CONSUNJI
MA. EDWINA C. LAPERAL
LUZ CONSUELO A. CONSUNJI
MARIA CRISTINA C. GOTIANUN

Independent Directors:

ROBERTO L. PANLILIO
BERNARDO M. VILLEGAS
CYNTHIA R. DEL CASTILLO

Item 3. Revocability of Proxy

Any stockholder who executes the proxy enclosed with this statement may revoke it at any time before it is exercised. The proxy may be revoked by the stockholder executing the same at any time by submitting to the Corporate Secretary a written notice of revocation not later than the start of the meeting, or by attending the meeting in person and signifying his intention to personally vote his shares. Shares represented by an unrevoked proxy will be voted as authorized by the stockholder.

Item 4. Persons Making the Solicitation

The solicitation is made by the Management of the Corporation. No director of the Corporation has informed the Corporation in writing that he intends to oppose an action intended to be taken up by the Management of the Corporation at the annual meeting. Solicitation of proxies shall be made through the use of mail or personal delivery. The Corporation will shoulder the cost of solicitation which is approximately Php80,000.00.

Item 5. Interest of Certain Persons in Matters to be Acted Upon

No director, officer, nominee for director, or associate of any of the foregoing, has any substantial interest, direct or indirect, by security holdings or otherwise, on any matter to be acted upon at the annual stockholders' meeting to be held on May 13, 2025 other than election to office.

Date

(Signature above printed name, including title when signing for a corporation or partnership or as an agent, attorney or fiduciary).

No. of shares held: _____

**PART III
SIGNATURE**

Management does not intend to bring any matter before the meeting other than those set forth in the Notice of the annual meeting of stockholders and does not know of any matters to be brought before the meeting by others. If any other matter does come before the meeting, it is the intention of the persons named in the accompanying proxy to vote the proxy in accordance with their judgment.

ACCOMPANYING THIS INFORMATION STATEMENT ARE COPIES OF THE (1) NOTICE OF THE ANNUAL STOCKHOLDERS' MEETING CONTAINING THE AGENDA THEREOF; (2) PROXY INSTRUMENT; AND (C) THE CORPORATION'S MANAGEMENT REPORT PURSUANT TO SRC RULE 20 (4).

UPON THE WRITTEN REQUEST OF A STOCKHOLDER, THE CORPORATION WILL PROVIDE, WITHOUT CHARGE, A COPY OF THE CORPORATION'S ANNUAL REPORT IN SEC FORM 17-A AND THE CORPORATION'S LATEST QUARTERLY REPORT IN SEC FORM 17-Q DULY FILED WITH THE SECURITIES AND EXCHANGE COMMISSION. THE STOCKHOLDER MAY BE CHARGED A REASONABLE COST FOR PHOTOCOPYING THE EXHIBITS.

ALL REQUESTS MAY BE SENT TO THE FOLLOWING:

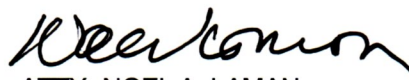
**DMCI Holdings, Inc.
3rd Floor, DACON Building,
2281 Pasong Tamo Extension,
1231 Makati City.**

Attention: The Corporate Secretary

After reasonable inquiry and to the best of my knowledge and belief, I certify that the information set forth in this report is true, complete and correct. This report is signed in the City of Makati on April 4, 2025.

DMCI HOLDINGS, INC.

By:



**ATTY. NOEL A. LAMAN
Corporate Secretary**

**FINAL LIST OF CANDIDATES FOR THE BOARD OF DIRECTORS
2025-2026**

Isidro A. Consunji – is 76 years old; has served the Corporation as a regular director for twenty eight (28) years since March 1995; is a regular Director of the following: **(Listed)** Semirara Mining and Power Corp., CEMEX Holdings Philippines, Inc. and Atlas Consolidated Mining and Development Corp.; **(Non-listed)** D. M. Consunji, Inc., DMCI Project Developers, Inc., DMCI Mining Corp., DMCI Power Corp., DMCI Masbate Corp., Maynilad Water Holdings, Co. Inc., Maynilad Water Services, Inc., Sem-Calaca Power Corp., Southwest Luzon Power Generation Corp., Sem-Calaca Res Corp., Sem-Cal Industrial Park Developers, Inc., Semirara Claystone, Inc., Dacon Corp., DFC Holdings, Inc., Beta Electric Corp. and Crown Equities, Inc., Wire Rope Corporation of the Philippines, Philippine Overseas Construction Board (Chairman), Construction Industry Authority of the Phils. **Education.** Bachelor of Science in Engineering (University of the Philippines), Master of Business Economics (Center for Research and Communication), Master of Business Management (Asian Institute of Management), Advanced Management (IESE School, Barcelona, Spain). **Civic Affiliations.** Philippine Overseas Construction Board, *Chairman*, Construction Industry Authority of the Philippines, *Board Member*, Philippine Constructors Association, *Past President*, Philippine Chamber of Coal Mines, *Past President*, Asian Institute of Management Alumni Association, *Member*, UP Alumni Engineers, *Member*, UP Aces Alumni Association, *Member*.

Cesar A. Buenaventura – is 95 years old; has served the Corporation as a regular director for twenty eight (28) years since March 1995; is a regular/independent Director of the following: **(Listed)** Semirara Mining and Power Corp., iPeople Inc. (Independent Director), Petroenergy Resources Corp., Concepcion Industrial Corp (Independent Director); Pilipinas Shell Petroleum Corp. (Independent Director); International Container Terminal Services, Inc. (Independent Director), Manila Water Company, Inc.; **(Non-listed)** D.M. Consunji, Inc., Mitsubishi-Hitachi Power Systems Phils, Inc. (Chairman) **Education.** Bachelor of Science in Civil Engineering (University of the Philippines), Masters Degree in Civil Engineering, Major in Structures (Lehigh University, Bethlehem, Pennsylvania). **Civic Affiliations.** Pilipinas Shell Foundation, *Founding Member*, Makati Business Club, *Founding Member and Former Trustee*, University of the Philippines, *Former Board of Regents*, Asian Institute of Management, *Former Board of Trustee*, Benigno Aquino Foundation, *Past President*, Trustee of Bloomberry Cultural Foundation, Trustee of ICTSI Foundation Inc.; **Special Recognition.** Honorary Officer, Order of the British Empire (OBE) by Her Majesty Queen Elizabeth II; MAP Management Man of the Year 1985; One of the top 100 graduates of the University of the Philippines College of Engineering in its 100-year History; Outstanding Professional in Engineering, Professional Regulatory Commission; Outstanding Fullbrighter (Business), Philippine Fulbright Association.

Jorge A. Consunji – is 73 years old; has served the Corporation as a regular director for twenty eight (28) years since March 1995; is a regular Director of the following: **(Listed)** Semirara Mining and Power Corp. and CEMEX Holdings Philippines, Inc.; **(Non-listed)** D.M. Consunji Inc., DMCI Project Developers, Inc., DMCI Mining Corp., DMCI Power Corp., DMCI Masbate Corp., Sem-Calaca Power Corp., Southwest Luzon Power Generation Corp., Maynilad Water Holdings, Co. Inc., Maynilad Water Services, Inc., Dacon Corp., DFC Holdings, Inc., Beta Electric Corporation, Wire Rope Corporation of the Phils., Manila Herbal Corporation, Sirawai Plywood & Lumber Co., M&S Company, Inc. **Education.** Bachelor of Science in Industrial Engineering (De La Salle University); Advanced Management Program Seminar at the University

of Asia and the Pacific and Top Management Program at the Asian Institute of Management. **Civic Affiliations.** PLDT-Smart Foundation, *Trustee*, Construction Industry Authority of the Phils, *Board Member*, Asean Constructors Federation, *Former Chairman*, Phil. Constructors Association, *Past President/Chairman*, Phil. Contractors Accreditation Board, *Former Chairman*, Association of Carriers & Equipment Lessors, *Past President*.

Ma. Edwina C. Laperal - is 63 years old; has served the Corporation as a regular director from March 1995 to July 2006 (11 years and 4 months) and from July 2008 to present (16 years); is a regular Director of the following: **(Listed)** Semirara Mining and Power Corporation; **(Non-listed)** D.M. Consunji, Inc., DMCI Project Developers, Inc., Dacon Corporation, DMCI Urban Property Developers, Inc, Sem-Calaca Power Corp., DFC Holdings, Inc. **Education.** BS Architecture (University of the Philippines), Masters in Business Administration (University of the Philippines), Certificate in Strategic Business Economics, Center for Research and Communication. **Civic Affiliations.** UP College of Architecture Alumni Foundation Inc., *Member*; United Architects of the Philippines, *Member*; Guild of Real Estate Entrepreneurs And Professionals (GREENPRO) formerly Society of Industrial-Residential-Commercial Realty Organizations, *Member*; Institute of Corporate Directors, *Fellow*.

Luz Consuelo A. Consunji – is 71 years old; has served the Corporation as a regular director for eight (8) years since 2016. She is a regular director of the following: **(Listed)** Semirara Mining and Power Corporation; **(Non-listed)** South Davao Development Corp., Dacon Corp. and Zanorte Palm-Rubber Plantation, Inc.; **Education.** Bachelor’s Degree in Commerce, Major in Management (Assumption College), Master’s in Business Economics (University of Asia and the Pacific). **Civic Affiliations.** Missionaries of Mary Mother of the Poor, Treasurer (May 2012 – present).

Maria Cristina C. Gotianun is 70 years old; has served the Corporation as a regular director for five years since 2019 and as Assistant Treasurer for twenty nine (29) years. She is a regular director of the following positions: **(Listed)** Semirara Mining and Power Corporation, CEMEX Holdings Philippines, Inc.; **(Non-listed)** D.M. Consunji, Inc., DMCI Project Developers, Inc., DMCI Power Corporation, DMCI Masbate Power Corp., Sem-Calaca Power Corp., Sem-Cal Industrial Park Development Corp., Semirara Claystone, Inc., Semirara Training Center, Inc., Southwest Luzon Power Generation Corp., Southeast Luzon Power Corp., St. Raphael Power Generation Corp., Dacon Corporation, DFC Holdings, Inc., Sirawan Food Corporation, **Education.** Bachelor of Science in Business Economics (University of the Philippines), and Strategic Business Economics Program, University of Asia & the Pacific. **Civic Affiliations.** Institute of Corporate Directors, *Fellow*.

INDEPENDENT DIRECTORS

Roberto L. Panlilio, is 70 years old; he served previously as J.P. Morgan’s Country Chairman (2019-2022) and as Senior Country Officer (SCO) for the Philippines (1999-2019). He led the management, governance and control of J.P. Morgan’s franchise in the Philippines across all lines of business and the bank’s Corporate Centers in the Philippines. He is also director of the following: **(Listed)** Semirara Mining and Power Corporation (Independent Director); Lopez Holdings Corporation (Independent Director); **(Non-listed)** Maya Bank, Philippine Association of Securities Brokers and Dealers, Inc., Endeavor Philippines. He is president of L&R Corporation. Prior to joining J.P. Morgan, he was the Senior Executive Vice President & Chief Operating Officer for non-commercial banking activities of PCIBank in Manila. He held various

Treasury and Investment Banking posts in Manila, Hong Kong and Kuala Lumpur in Citibank from 1979 to 1993. **(Education)** He holds a Master's Degree in Business Administration and International Finance from the University of Southern California and a bachelor of science degree in Business Management from the Ateneo de Manila University.

Bernardo M. Villegas is 86 years old; He is a Visiting Professor of IESE Business School in Barcelona, Professor at the University of Asia and the Pacific (UA&P) and Research Director of the Center for Research and Communication, Manila. He is currently a member of the boards of directors or advisory boards of leading national and multinational firms, such as the; **(Listed)** Benguet Corporation, Filipino Fund, Inc., First Metro Philippine Equity Exchange Traded Fund, Inc.; **(Non-listed)** Cuervo Appraisers, Inc., PHINMA Education, and Transnational Diversified, Inc. He served in the boards of Bank of the Philippine Islands, Alaska Milk Corporation, AES, Globe Telecom, Insular Life, McDonalds and IBM. **(Education)** Doctor of Philosophy in Economics, Harvard University; Master of Arts in Economics, Harvard University, Bachelor of Arts in Humanities and Bachelor of Science in Commerce, De La Salle University (Summa Cum Laude). He is a Certified Public Accountant, having been one of the CPA board topnotchers. At Harvard, at the age of 21, he was one of the youngest ever to be a teaching fellow in the College of Arts and Sciences. His special fields of study are development economics, social economics, business economics and strategic management.

Atty. Cynthia R. Del Castillo is 72 years old; She is currently a Senior Partner and member of the Executive Board of Romulo Mabanta Buenaventura Sayoc and De Los Angeles since 1977. **(Directorship in Listed Companies)** Shang Properties, Inc. **(Professional Affiliations)** Senior Partner, Romulo Mabanta Buenaventura Sayoc & delos Angeles; Dean of the Ateneo de Manila University School of Law (May 1990-June 2000); Professor of Law at the Ateneo de Manila University School of Law (April 1977-Present); Admitted to the Philippine Bar in March 1977, placing 11th in the Philippine Bar Examinations given November 1976. **(Education)** Bachelor of Laws, Ateneo de Manila School of Law, 1976. Graduated Valedictorian. Recipient of Gold Medal for Academic Excellence and Golden Leaf Awards for academics. Editor-in-Chief of the Ateneo Law Journal. Member of the Board of Editors of the school paper; Bachelor of Arts, Major in Political Science. University of Santo Tomas, 1972. President of Arts & Letters Student Council, Section Editor of the official student organ and Quezon Leadership Awardee for 1972. **(Other Affiliations)** Bar Examiner in Civil Law, 2008 and 2019 Philippine Bar Examinations; Member, Audit Committee of the International School, Inc. (2012-Present); Member, Supreme Court of the Philippines Legal Education Committee for Bar Reforms (May 2019 – Present); Amicus Curiae in Supreme Court Cases (2019-Present).

SCHEDULE 2

The following is a disclosure of the beneficial owners of the shares held by the PCD Nominee Corporation, DACON Corporation and DFC Holdings, Inc. in DMCI Holdings, Inc. as of March 31, 2025.

(1) PCD Nominee Corporation ⁷	3,454,312,151	shares	26.02%
(2) DACON Corporation	6,638,822,915	shares	50.00%
(3) DFC Holdings, Inc.	2,379,799,910	shares	17.92%

PCD Nominee Corporation

Attached hereto as Schedule 2(a) is a Certification from the PCD Nominee Corporation as to the beneficial owners of the shares held by it in DMCI Holdings, Inc. The PCD Nominee Corporation is a wholly-owned subsidiary of the Philippine Depository and Trust Corporation (PDTC). The beneficial owners of shares held of record by the PCD Nominee Corporation are PDTC participants who hold the shares on their own behalf or that of their clients. PDTC is a private company organized by major institutions actively participating in the Philippine capital markets to implement an automated book-entry system of handling securities transactions in the Philippines.

DACON Corporation

The following are the beneficial owners of DACON Corporation:

SHAREHOLDER	NO. OF SHARES SUBSCRIBED	% OWNERSHIP
Isidro A. Consunji	2	0.00
Jorge A. Consunji	2	0.00
Ma. Edwina C. Laperal	2	0.00
Maria Cristina C. Gotianun	2	0.00
Josefa C. Reyes	2	0.00
Luz Consuelo A. Consunji	2	0.00
Inglebrook Holdings	4,090,695	12.45
Eastheights Holdings	4,090,695	12.45
Crismon Investment, Inc.	4,090,695	12.45
Valemont Corporation	4,090,694	12.45
Gulfshore Incorporated	4,090,695	12.45
Jagjit Holdings, Inc.	4,090,695	12.45
La Lumiere Holdings, Inc.	4,090,695	12.45
Rice Creek Holdings, Inc.	4,090,695	12.45

⁷PCD Nominee Corporation, a wholly-owned subsidiary of Philippine Depository and Trust Corporation (“PDTC”), is the registered owner of the shares in the books of the Corporation’s transfer agent in the Philippines. The beneficial owners of such shares are PDTC participants, who hold the shares on their behalf or on behalf of their clients. PDTC is a private company organized by major institutions actively participating in the Philippine capital markets to implement an automated book-entry system of handling securities transactions in the Philippines

Double Spring Investments Corp.	114,429	0.40
TOTAL	32,840,000	100.00%

Mr. Jorge A. Consunji and/or Ms. Maria Cristina C. Gotianun shall have the right to vote the shares of DACON Corporation.

DFC Holdings, Inc.

The following are the beneficial owners of DFC Holdings, Inc.:

SHAREHOLDER	NO. OF SHARES SUBSCRIBED	% OWNERSHIP
Isidro A. Consunji	698,689	0.07%
Jorge A. Consunji	2,044,714	0.20%
Ma. Edwina C. Laperal	781,076	0.08%
Maria Cristina C. Gotianun	2,079,529	0.20%
Josefa C. Reyes	1	0.00%
Luz Consuelo A. Consunji	1	0.00%
Valeri Ann Patricia A. Consunji	1	0.00%
Tulsi Das C. Reyes	1	0.00%
Christopher Thomas C. Gotianun	1	0.00%
Inglebrook Holdings	128,001,311	12.43%
Eastheights Holdings	127,818,924	12.41%
Crismon Investment, Inc.	126,620,470	12.30%
Valemont Corporation	128,700,000	12.50%
Gulfshore Incorporated	126,655,285	12.30%
Jagjit Holdings, Inc.	128,699,998	12.50%
La Lumiere Holdings, Inc.	128,699,999	12.50%
Rice Creek Holdings, Inc.	128,700,000	12.50%
Firenze Holdings, Inc.	100,000	0.01%
TOTAL	1,029,600,000	100.00%

Ms. Ma Edwina C. Laperal and/or Ms. Maria Cristina C. Gotianun shall have the right to vote the shares of DFC Holdings, Inc.

PROXY FORM
DMCI HOLDINGS, INC.

Item 1. Identification

This proxy is being solicited for and on behalf of the Management of the Corporation. The Chairman of the Board of Directors or, in his absence, the President of the Corporation will vote the proxies at the annual stockholders' meeting to be held on May 13, 2025.

Item 2. Instruction

- (a) The proxy must be duly accomplished by the stockholder of record as of Record Date. A proxy executed by a corporation shall be in the form of a board resolution duly certified by the Corporate Secretary or in a proxy form executed by a duly authorized corporate officer accompanied by a Corporate Secretary's Certificate quoting the board resolution authorizing the said corporate officer to execute the said proxy.
- (b) Duly accomplished proxies may be emailed to dmciholdings@dmcinet.com or submitted to the Corporate Secretary of the Corporation not later than May 2, 2025 at the following address:
- The Corporate Secretary
DMCI Holdings, Inc.
3rd Floor, DACON Building
2281 Pasong Tamo Extension
1231 Makati City
Philippines
- (c) In case of shares of stock owned jointly by two or more persons, the consent of all co-owners must be necessary for the execution of the proxy. For persons owning shares in an "and/or" capacity, any one of them may execute the proxy.
- (d) Validation of proxies will be held by the Stock Transfer Agent on May 8, 2025 at 2:00 p.m. at the principal office of the Corporation at the 3rd Floor, DACON Building, 2281, Don Chino Roces Avenue, Makati City, Philippines.
- (e) Unless otherwise indicated by the stockholder, a stockholder shall be deemed to have designated the Chairman of the Board of Directors, or in his absence, the President or the Vice Chairman or the CFO of the Corporation, as his proxy for the annual stockholders meeting to be held on May 13, 2025.
- (f) If the number of shares of stock is left in blank, the proxy shall be deemed to have been issued for all of the stockholder's shares of stock in the Corporation as of Record Date.
- (g) The manner in which this proxy shall be accomplished, as well as the validation hereof shall be governed by the provisions of SRC Rule 20 (11)(b)
- (h) The stockholder executing the proxy shall indicate the manner by which he wishes the proxy to vote on any of the matters in (1), (2), (3), (4), and (5), below by checking the appropriate box.

Where the boxes (or any of them) are unchecked, the stockholder executing the proxy is deemed to have authorized the proxy to vote for the matter.

The Undersigned hereby appoints:

- (a) The Chairman of the Board of Directors of DMCI Holdings, Inc., or in his absence, the Chairman of the Stockholders' Meeting; or
- (b) the Vice Chairman or the Chief Finance Officer of DMCI Holdings, Inc.

as his/her/its Proxy to attend the above annual meeting of the stockholders of DMCI Holdings, Inc., and any adjournment or postponement thereof, and thereat to vote all shares of stock held by the undersigned as specified below and on any matter that may properly come before said meeting.

- (1) Approval/ratification of the minutes of the annual stockholders' meeting held on October 15, 2024.

FOR AGAINST ABSTAIN

- (2) Approval of the Management Report

FOR AGAINST ABSTAIN

- (3) Ratification of the acts of the Board of Directors and Officers as contained in the attached annual report, the audited financial statements of the Corporation for the year ended December 31, 2024 and discussed in item 9 (2) of the Information Statement.

FOR AGAINST ABSTAIN

- (4) Appointment of SGV & Co. as Independent External Auditors

FOR AGAINST ABSTAIN

- (5) Election of Directors.

FOR all nominees listed below, except those whose names are stricken out

WITHHOLD authority to vote for all nominees listed below.

(Instruction: To strike out a name or withhold authority to vote for any individual nominee, draw a line through the nominee's name in the list below).

Regular Directors:

ISIDRO A. CONSUNJI
CESAR A. BUENAVENTURA
JORGE A. CONSUNJI
MA. EDWINA C. LAPERAL
LUZ CONSUELO A. CONSUNJI

MARIA CRISTINA C. GOTIANUN

Independent Directors:

ROBERTO L. PANLILIO
BERNARDO M. VILLEGAS
CYNTHIA R. DEL CASTILLO

Item 3. Revocability of Proxy

Any stockholder who executes the proxy enclosed with this statement may revoke it at any time before it is exercised. The proxy may be revoked by the stockholder executing the same at any time by submitting to the Corporate Secretary a written notice of revocation not later than the start of the meeting, or by attending the meeting in person and signifying his intention to personally vote his shares. Shares represented by an unrevoked proxy will be voted as authorized by the stockholder.

Item 4. Persons Making the Solicitation

The solicitation is made by the Management of the Corporation. No director of the Corporation has informed the Corporation in writing that he intends to oppose an action intended to be taken up by the Management of the Corporation at the annual meeting. Solicitation of proxies shall be made through the use of mail or personal delivery. The Corporation will shoulder the cost of solicitation which is approximately Php80,000.00.

Item 5. Interest of Certain Persons in Matters to be Acted Upon

No director, officer, nominee for director, or associate of any of the foregoing, has any substantial interest, direct or indirect, by security holdings or otherwise, on any matter to be acted upon at the annual stockholders' meeting to be held on May 13, 2025 other than election to office.

Date

(Signature above printed name, including title when signing for a corporation or partnership or as an agent, attorney or fiduciary).

No. of shares held: _____

CERTIFICATION OF INDEPENDENT DIRECTORS

I, **ROBERTO L. PANLILIO**, Filipino, of legal age and with address at 1543 Carissa St. Dasmariñas Village, Makati City, after having been duly sworn to in accordance with law do hereby declare that:

1. I have been nominated as independent director of **DMCI HOLDINGS, INC.** (the "Corporation") at the annual stockholders' meeting to be held on May 13, 2025.
2. I am affiliated with the following companies or organizations:

Company/Organization	Position/Relationship	Period of Service
Listed		
Semirara Mining and Power Corporation	Independent Director	2023 – present
Lopez Holdings Corporation	Independent Director	2023 – present
Non-listed		
Endeavor Philippines	Director	2015 – present
L&R Corporation	President	1992 – present
Philippine Association of Securities Brokers and Dealers, Inc.	Director	1992 – present
Maya Bank	Director	January 2022 - present
Past Positions		
J.P. Morgan Chase Philippines	Country Chairman	2019-2022
J.P. Morgan Chase Philippines	Senior Country Officer	1999-2019
PCIBank	Senior Executive Vice President & Chief Operating Officer	1993-1999
Citibank	Various Treasury and Investment Banking posts	1979-1993

3. I possess all the qualifications and none of the disqualifications to serve as an Independent Director of **DMCI HOLDINGS, INC.**, as provided for in the Revised Corporation Code, Section 38 of the Securities Regulation Code, its Implementing Rules and Regulations and other SEC issuances.
4. I am an Independent Director of Semirara Mining and Power Corporation, a subsidiary of DMCI Holdings, Inc.
5. To the best of my knowledge, I am not the subject of any pending criminal or administrative investigation or proceeding, and neither was I convicted of any offense punishable with imprisonment for at least 6 years, or for any violation of the Corporation Code and the Securities Regulation Code and its implementing rules and regulations.
6. I am not an officer, employee or director of any government agency.
7. I shall faithfully and diligently comply with my duties and responsibilities as independent director under the Revised Corporation Code, Securities Regulation Code and its Implementing Rules and Regulations, Code of Corporate Governance and other SEC issuances.
8. I shall inform the Corporate Secretary of **DMCI HOLDINGS, INC.** of any changes in the abovementioned information within five days from its occurrence.

Done this 17th day of March 2025 at Makati City.



ROBERTO L. PANLILIO
Affiant

SUBSCRIBED AND SWORN to before me this 17 MAR 2025 day of _____ at MAKATI CITY, affiant personally appeared before me and exhibited to me his/her Passport No. 7199206A issued at DFA Manila on May 18, 2018.

ATTY. RENE MA. M. VILLA
NOTARY PUBLIC OF MAKATI CITY
APPOINTMENT NO. M-111

(PEI) (2025 2036)
UNTIL DECEMBER 31, 2026

PTR NO. 04-77471, 01-03-2025, MAKATI CITY
I&P LIFETIME NO. 013595; 12-27-2013; I.C
ROLL NO. 37226
MCLE COMPLIANCE NO. VIII-0012754; 08-27-2024
GROUND FLOOR, MAKATI TERRACES CONDOMINIUM
3650 DAVILA ST., TEJEROS, MAKATI CITY

Doc. No. 227
Page No. 46
Book No. XIII
Series of 2025



CERTIFICATION OF INDEPENDENT DIRECTORS


I, **BERNARDO M. VILLEGAS**, Filipino, of legal age and with office address at Pearl Drive, Ortigas Center, Pasig City, after having been duly sworn to in accordance with law do hereby declare that:

1. I have been nominated as independent director of **DMCI HOLDINGS, INC.** (the "Corporation") at the annual stockholders' meeting to be held on May 13, 2025.
2. I am affiliated with the following companies or organizations:

Company/Organization	Position/Relationship	Period of Service
Listed		
Benguet Corporation	Chairman and Independent Director	2010 - present
Filipino Fund, Inc.	Chairman and Independent Director	2015 - present
First Metro Philippine Equity Exchange Traded Fund, Inc.	Independent Director	2010- present
Non-listed		
University of Asia and the Pacific (UA&P)	University Professor / Board Member	1995 – present
Center for Research and Communications	Director	2000 – present
Cuervo Appraisers, Inc.	Director	2015 – present
PHINMA Education	Director	2010 – present
Transnational Diversified, Inc.	Director	2000 – present

3. I possess all the qualifications and none of the disqualifications to serve as an Independent Director of **DMCI HOLDINGS, INC.**, as provided for in Section 38 of the Securities Regulation Code, its Implementing Rules and Regulations and other SEC issuances.
4. I am not related to any of the subsidiaries of DMCI Holdings, Inc.
5. To the best of my knowledge, I am not the subject of any pending criminal or administrative investigation or proceeding.
6. I am not an officer or director of any government agency.
7. I shall faithfully and diligently comply with my duties and responsibilities as independent director under the Securities Regulation Code and its Implementing Rules and Regulations, Code of Corporate Governance and other SEC issuances.
8. I shall inform the Corporate Secretary of **DMCI HOLDINGS, INC.** of any changes in the abovementioned information within five days from its occurrence.


Done this 18th day of March 2025 at Makati City.


BERNARDO M. VILLEGAS
 Affiant

SUBSCRIBED AND SWORN to before me this 18 MAR 2025 day of _____ at MAKATI CITY, affiant personally appeared before me and exhibited to me his/her Passport No. P2370516C issued at DFA Manila o November 15, 2022.

Doc. No. 251
 Page No. 52
 Book No. XII
 Series of 2025




RENE MA. M. VILLA
 NOTARY PUBLIC OF MAKATI CITY
 APPOINTMENT NO. M-111
 (REI) (2025 2026)
 UNTIL DECEMBER 31, 2026
 PTR NO. 104 27471, 01-03-2025, MAKATI CITY
 REP. LICENSE NO. 0135951, 12-27-2013, I.C.
 POLL NO. 37226
 MCLE COMPLIANCE NO. VIII-0012754; 08-27-2024
 GROUND FLOOR, MAKATI TERRACES CONDOMINIUM
 3650 DAVILA ST., TEJEROS, MAKATI CITY

CERTIFICATION OF INDEPENDENT DIRECTORS

I, **CYNTHIA ROXAS DEL CASTILLO**, Filipino, of legal age and with address at 27 Saturn Street, Bel-Air Village, Makati City, after having been duly sworn to in accordance with law do hereby declare that:

1. I am a nominee for Independent Director of **DMCI HOLDINGS, INC.** (the "Corporation") at the annual stockholders' meeting to be held on May 13, 2025
2. I am affiliated with the following companies and organizations:

Company/Organization	Position/Relationship	Period of Service
Please see attached Annex "A"		

3. I possess all the qualifications and none of the disqualifications to serve as an Independent Director of **DMCI HOLDINGS, INC.**, as provided for in the Revised Corporation Code, Section 38 of the Securities Regulation Code, its Implementing Rules and Regulations and other SEC issuances.
4. I am not related to any of the director, officer, substantial shareholder or subsidiaries of DMCI Holdings, Inc.
5. To the best of my knowledge, I am not the subject of any pending criminal or administrative investigation or proceeding, and neither was I convicted of any offense punishable with imprisonment for at least 6 years, or for any violation of the Corporation Code and the Securities Regulation Code and its implementing rules and regulations.
6. I am not an officer, employee or director of any government agency.
7. I shall faithfully and diligently comply with my duties and responsibilities as independent director under the Revised Corporation Code, Securities Regulation Code and its Implementing Rules and Regulations, Code of Corporate Governance and other SEC issuances.
8. I shall inform the Corporate Secretary of **DMCI HOLDINGS, INC.** of any changes in the abovementioned information within five (5) days from its occurrence.


Done this 19 day of March 2025 at Makati City.


CYNTHIA ROXAS DEL CASTILLO
 Affiant

SUBSCRIBED AND SWORN to before me this MAR 19 2025 day of MAKATI CITY affiant personally appeared before me and exhibited to me his/her Passport No. P2611575B issued at DFA Manila on July 9, 2019.

Doc. No. 427
 Page No. 87
 Book No. 1
 Series of 2025.




ATTY. MURIELLE AIRA C. TING
 Commission No. M-322
 Notary Public for Makati City
 Until December 31, 2025
 21st Floor, AIA Tower
 8767 Paseo de Roxas, Makati City
 Roll No. 88729
 PTR No. 10468098 / 2-Jan-2025 / Makati City
 IBP No. 510502 / 9-Dec-2024 (for 2025) / Makati City
 MCLE Compliance No. VIII-0012233 / 20-Aug-2024

Annex "A" to Certification and Consent-Independent Director

NAME OF COMPANY /OFFICE	NATURE OF BUSINESS OF COMPANY /OFFICE	CURRENT POSITION/ RELATIONSHIP	PERIOD OF SERVICE
Romulo Mabanta Buenaventura Sayoc & de las Angeles	Law Partnership	Senior Partner	30 yrs+
Ateneo de Manila University	Education	Professor of Law and former Dean, Law School	30 yrs+ (10yrs+ as Dean, Law School)
International School of Manila	Education	Member, Audit Committee	7 yrs+
KRM Reinsurance Brokers Phils. Inc.	Reinsurance Brokerage	Independent Director	8 yrs+
The Walt Disney Company(Philippines), Inc.	Subsidiary/Licensee of Walt Disney Group (Animation/Films and Products)	Vice Chairman/Director	7 yrs+
Shang Properties Inc.**	Real Estate Development	Director	16 yrs+
Makati Shangri-la Hotel and Resort Inc doing business under the name and style of Makati Shangri-la Manila and Shangri-la's Boracay Resort And Spa	Hotels/Leisure	Director	About 10 yrs
Filairco Inc	Manufacturing/ Refrigeration	Director	10 yrs+
Filairco Technical Services Co Inc	Technical Services	Chairman, Director	10 yrs+
KLN Investments Holdings Phils. Inc.	Holding/Investments	Director/ Corp Sec	10 yrs+
Optum Global Solutions Inc.	Business Processing	Director	10 yrs+
GP Strategies Phils. Inc.	Business Processing	Director	6 yrs+
Oro Group Ventures Inc.	Investment Holdings	President/Director	20 yrs+
Aderans Philippines Inc.	Manufacturing	Director	15 yrs+
Troycor Lighting Corp.	Manufacturing		15 yrs+
Qantas Airways, Inc.	Airlines/Ticketing	Resident Agent	15 yrs+
ROP Investments Inc.	Investments	Resident Agent	10 yrs+
Willis Tower Labuan	Insurance	Resident Agent	2 yrs+
Orecla Realty Inc	Real Estate	Corporate Secretary	20 yrs+
PMI Business Solutions Inc.	Business Solutions/Tobacco Manufacturing	Corporate Secretary	2yrs+
Willis Towers Watsons Philippines Inc	Advisory /Broking/Solutions	Corporate Secretary	10 yrs+
Willis Towers Watsons Global Business Services Inc	Consulting/Human Resources	Corporate Secretary	8 yrs+
Willis Towers Watsons Insurance Brokers Philippines Inc.	Insurance Brokerage/ Consulting	Corporate Secretary	7 years+
Alabang Supermarket Corporation OBA Makati Supermart Alabang; Makati	Supermarket/Food/Retail	Corporate Secretary	20 yrs+

Supermarket Coffee Shop Alabang			
Makati Supermarket Corp OBA The Chainmarts; Makati Supermart; Makati Fastfood Center; Cash & Carry Express Mart; Makati Supermart-Coffee Shop; Makati Spaghetti House; Goldies Coffee Shop & Minimart	Supermarket/Food/Retail	Corporate Secretary	20 yrs+
Unimart Inc	Supermarket/Food/Retail	Corporate Secretary	20 yrs+
JHN Holding Co. Inc.	Investments/Holdings	Corporate Secretary	15 yrs+
Bel Air Village Association Inc.	Homeowners' Association	Member, Board of Governors	3 yrs+
Terrazas de Punta Fuego Village Association Inc.	Homeowners' Association	Member, Board of Directors	2 yrs+

**Subsidiary of SM Investments Corporation, a company listed at the PSE*

*** Listed at the PSE*

26 February 2025

SECURITIES AND EXCHANGE COMMISSION

Secretariat Building, PICC Complex
Roxas Boulevard, Manila 1307


Attention: **Atty. VICENTE GRACIANO P. FELIZMENIO, JR.**
Director, Markets and Securities Regulation Department

Gentlemen:


We advise that Mr. Isidro A. Consunji is the Incumbent Chairman of the Board of Directors of the Philippine Overseas Construction Board (POCB) and a Board Member of the Construction Industry Authority of the Philippines (CIAP), an agency attached to the Department of Trade and Industry (DTI). Mr. Consunji has been the Director of **DMCI Holdings, Inc. (DMCI-HI)** prior to his appointment by the President of the Philippines as Board Member of POCB.

The Department and the Philippine Overseas Construction Board interpose no objection on the nomination, election, and assumption of office of Mr. Isidro A. Consunji as Director/Chairman of DMCI Holdings, Inc.

Very truly yours,



Atty. AGATON TEODORO O. UVERO
Assistant Secretary, DTI and
Alternate Chairperson, CIAP



CONSTRUCTION INDUSTRY AUTHORITY OF THE PHILIPPINES

An Attached Agency of the Department of Trade and Industry
5/F Executive Building Center 369 Sen. Gil J. Puyat Ave. cor. Makati Ave Makati City
Philippines Website: www.construction.gov.ph
E-mail address: ciap@construction.gov.ph
Telephone Number: + (632) 8895-6826



ISO 9001:2015

Cert No 24/182135



0273

OUTSTANDING BALANCES FOR A SPECIFIC COMPANY

Company Code - DMC000000000

Business Date: March 14, 2025

BPNAME	LOCAL	FOREIGN
A & A SECURITIES, INC.	8,458,895	62,800
A. T. DE CASTRO SECURITIES CORP.	3,599,010	5,000
AAA SOUTHEAST EQUITIES, INCORPORATED	1,403,800	70,100
AB CAPITAL & INVESTMENT CORP. - TRUST & INVESTMENT DIV.	14,018,700	4,200
AB CAPITAL SECURITIES, INC.	20,025,409	3,170,600
ABACUS SECURITIES CORPORATION	17,637,108	36,200
ALAKOR SECURITIES CORPORATION	460,200	
ALL ASIA SECURITIES MANAGEMENT CORP.	3,500	
ALPHA SECURITIES CORP.	113,500	
ANSALDO, GODINEZ & CO., INC.	4,512,900	10,000
AP SECURITIES INCORPORATED	3,922,630	116,100
APEX PHILIPPINES EQUITIES CORPORATION	58,500	
ARMSTRONG SECURITIES, INC.	87,400	
ASIA PACIFIC CAPITAL EQUITIES & SECURITIES CORP.	76,600	
ASIA UNITED BANK - TRUST & INVESTMENT GROUP	334,300	
ASIASEC EQUITIES, INC.	19,747,100	100,000
ASTRA SECURITIES CORPORATION	629,350	
AURORA SECURITIES, INC.	334,400	2,000
B. H. CHUA SECURITIES CORPORATION	1,149,300	
BA SECURITIES, INC.	161,000	
BANCO DE ORO - TRUST BANKING GROUP	55,798,594	
BANK OF COMMERCE - TRUST SERVICES GROUP	925,800	
BDO SECURITIES CORPORATION	343,499,284	4,757,224
BDO-TIG SECURITIES SERVICES	294,900	
BELSON SECURITIES, INC.	7,210,350	495,300
BERNAD SECURITIES, INC.	2,133,300	
BPI ASSET MANAGEMENT AND TRUST CORPORATION	9,253,500	
BPI SECURITIES CORPORATION	52,931,760	3,969,057
CAMPOS, LANUZA & COMPANY, INC.	1,525,800	
CENTURY SECURITIES CORPORATION	40,000	
CHINA BANK SECURITIES CORPORATION	6,220,801	8,600
CHINA BANKING CORPORATION - TRUST GROUP	2,237,945	
CITIBANK N.A.	305,778,705	76,717,312
COCOPLANS, INC.	67,000	
COHERCO SECURITIES, INC.	67,500	
COL Financial Group, Inc.	190,713,046	4,593,085
COL Inv Mgt Inc as Investment Company Adviser for Various Mutual Funds	1,933,900	
CTS GLOBAL EQUITY GROUP, INC.	2,597,530	25,000
CUALOPING SECURITIES CORPORATION	768,300	
DA MARKET SECURITIES, INC.	964,600	
DAVID GO SECURITIES CORP.	5,118,700	
DEUTSCHE BANK MANILA-CLIENTS A/C	131,606,671	163,700,818
DIVERSIFIED SECURITIES, INC.	2,109,010	
DRAGONFI SECURITIES, INC.	3,559,825	28,700
E. CHUA CHIACO SECURITIES, INC.	3,094,400	204,450
E.SECURITIES, INC.	150,000	
EAGLE EQUITIES, INC.	1,478,800	2,800
EAST WEST CAPITAL CORPORATION	1,102,000	
EASTERN SECURITIES DEVELOPMENT CORPORATION	3,530,411	
EASTWEST BANKING CORPORATION - TRUST DIVISION	1,636,610	
EQUITABLE SECURITIES (PHILS.) INC.	6,000	
EQUITIWORLD SECURITIES, INC.	8,150	
EVERGREEN STOCK BROKERAGE & SEC., INC.	5,401,100	69,000
F. YAP SECURITIES, INC.	927,709	136,800
FIDELITY SECURITIES, INC.	89,000	
FIRST INTEGRATED CAPITAL SECURITIES, INC.	1,779,450	
FIRST METRO SECURITIES BROKERAGE CORP.	67,214,365	1,172,308
FIRST ORIENT SECURITIES, INC.	3,403,200	
G.D. TAN & COMPANY, INC.	576,100	100
GLOBALINKS SECURITIES & STOCKS, INC.	21,553,185	2,026,500
GOLDEN TOWER SECURITIES & HOLDINGS, INC.	776,800	

BPNAME	LOCAL	FOREIGN
GOLDSTAR SECURITIES, INC.	1,054,500	
GOVERNMENT SERVICE INSURANCE SYSTEM	315,700,239	
GUILD SECURITIES, INC.	214,000	
H. E. BENNETT SECURITIES, INC.	822,500	
HDI SECURITIES, INC.	2,904,450	
HK SECURITIES, INC.	5,000	
I. ACKERMAN & CO., INC.	143,000	
I. B. GIMENEZ SECURITIES, INC.	412,600	
IGC SECURITIES INC.	5,595,900	80,000
IMPERIAL,DE GUZMAN,ABALOS & CO.,INC.	859,900	
INTRA-INVEST SECURITIES, INC.	622,300	
INVESTORS SECURITIES, INC,	3,358,058	
JSG SECURITIES, INC.	154,900	
LAND BANK OF THE PHILIPPINES-TRUST BANKING GROUP	954,108	
LANDBANK SECURITIES, INC.	15,372,850	
LARRGO SECURITIES CO., INC.	2,825,950	
LBP-TBG THIRD PARTY CUSTODIANSHIP & REGISTRY DEPT	7,627,500	
LOPEZ, LOCSIN, LEDESMA & CO., INC.	60,400	
LUCKY SECURITIES, INC.	9,379,800	
LUNA SECURITIES, INC.	1,200	
LUYS SECURITIES COMPANY, INC.	243,000	
MANDARIN SECURITIES CORPORATION	666,100	
MARINO OLONDRIZ Y CIA	9,000	
MAYBANK SECURITIES, INC.	11,001,395	599,500
MBTC - TRUST BANKING GROUP	69,376,170	222,800
MDR SECURITIES, INC.	503,500	
MERCANTILE SECURITIES CORP.	775,700	
MERIDIAN SECURITIES, INC.	1,873,500	
MOUNT PEAK SECURITIES, INC.	3,900	
NEW WORLD SECURITIES CO., INC.	78,300	
OPTIMUM SECURITIES CORPORATION	1,796,700	
PAN ASIA SECURITIES CORP.	1,299,200	100,000
PAPA SECURITIES CORPORATION	13,450,814	
PHILIPPINE EQUITY PARTNERS, INC.	2,090,316	
PHILSTOCKS FINANCIAL INC	8,498,576	187,451
PLATINUM SECURITIES, INC.	40,000	
PNB SECURITIES, INC.	3,438,035	336,800
PNB TRUST BANKING GROUP	9,225,369	
PREMIUM SECURITIES, INC.	779,600	
PRYCE SECURITIES, INC.	385	
QUALITY INVESTMENTS & SECURITIES CORPORATION	2,849,600	10,000
R & L INVESTMENTS, INC.	23,720	
R. COYIUTO SECURITIES, INC.	2,319,194	46,406
R. NUBLA SECURITIES, INC.	21,982,250	4,000
R. S. LIM & CO., INC.	449,000	8,000
RCBC SECURITIES, INC.	5,211,713	224,299
RCBC TRUST CORPORATION	5,417,250	6,400
REGINA CAPITAL DEVELOPMENT CORPORATION	7,431,541	
REGIS PARTNERS, INC.	297,770,249	
RTG & COMPANY, INC.	22,969,650	
S.J. ROXAS & CO., INC.	1,683,150	
SALISBURY SECURITIES CORPORATION	343,370	
SARANGANI SECURITIES, INC.	330,200	
SB EQUITIES,INC.	14,356,752	120,500
SECURITIES SPECIALISTS, INC.	102,500	
SEEDBOX SECURITIES, INC.	20,200	
SINCERE SECURITIES CORPORATION	39,600	
SOCIAL SECURITY SYSTEM	276,149,359	
SOLAR SECURITIES, INC.	5,311,300	
SSS PROVIDENT FUND	6,688,291	
STANDARD CHARTERED BANK	134,802,730	185,898,294
STANDARD SECURITIES CORPORATION	3,748,000	
STAR ALLIANCE SECURITIES CORP.	23,000	
STRATEGIC EQUITIES CORP.	9,092,200	
SUMMIT SECURITIES, INC.	7,879,890	
SunSecurities, Inc.	9,452,100	
SUPREME STOCKBROKERS, INC	320,000	
TANSENGCO & CO., INC.	426,500	20,000

BPNAME	LOCAL	FOREIGN
THE FIRST RESOURCES MANAGEMENT & SECURITIES CORP.	4,661,800	20,000
THE HONGKONG & SHANGHAI BANKING CORP. LTD. -OWN ACCOUNT		6,000
THE HONGKONG AND SHANGHAI BANKING CORP. LTD. -CLIENTS' ACCT.	1,483,800	221,984,036
TIMSON SECURITIES, INC.	510,700	
TOWER SECURITIES, INC.	22,338,750	77,000
TRITON SECURITIES CORP.	3,459,850	10,000
UCPB GENERAL INSURANCE CO., INC.	100,000	
UNICAPITAL SECURITIES INC.	4,754,299	94,000
UNITED COCONUT PLANTERS LIFE ASSURANCE CORPORATION	1,080,000	
UOB KAY HIAN SECURITIES (PHILS.), INC.		7,025,000
UPCC SECURITIES CORP.	3,394,750	
VALUE QUEST SECURITIES CORPORATION	2,906,400	
VC SECURITIES CORPORATION	39,310,950	
VENTURE SECURITIES, INC.	1,368,950	67,500
WEALTH SECURITIES, INC.	18,517,735	21,100
WESTLINK GLOBAL EQUITIES, INC.	188,500	
YAO & ZIALCITA, INC.	3,289,500	
YU & COMPANY, INC.	1,195,800	
Total	2,775,791,511	678,653,140

If no written notice of any error or correction is received by PDTC within five (5) calendar days from receipt hereof, you shall be deemed to have accepted the accuracy and completeness of the details indicated in this report.

This document is computer generated and requires no signature.



**Management Report
Pursuant To SRC Rule 20 (4)**

INCORPORATED HEREIN ARE THE AUDITED ANNUAL FINANCIAL STATEMENTS FOR THE YEAR ENDED DECEMBER 31, 2024 OF DMCI HOLDINGS, INC. (“The Corporation”).

II. CHANGES IN AND DISAGREEMENTS WITH ACCOUNTANTS ON ACCOUNTING AND FINANCIAL DISCLOSURE

There has been no changes or disagreements with certifying accountants.

III. MANAGEMENT'S DISCUSSION AND ANALYSIS OR PLAN OF OPERATION

CONSOLIDATED FINANCIAL STATEMENTS FOR THE PERIOD DECEMBER 31, 2024

Full Year 2024 vs Full Year 2023

I. RESULTS OF OPERATIONS

The table below summarizes the performance of DMCI Holdings, Inc. (PSE: DMC), its subsidiaries and associate, also collectively referred to as “the DMCI Group”, for the periods ended December 31, 2024 and 2023.

- D.M. Consunji, Inc. (DMCI), a wholly-owned subsidiary, is one of the leading engineering-based integrated construction firms in the country. It operates in two construction segments: building and infrastructure. It also has separate business units for joint ventures and allied services (i.e., concrete production, steel fabrication and equipment rental).
- DMCI Project Developers, Inc. (DMCI Homes), a wholly-owned subsidiary, is one of the leading mid-segment developers in the Philippines, offering best-in-class amenities and value-for-money properties in Metro Manila and other key urban areas. The company has also started to expand its portfolio into leisure and the high-end market.
- Semirara Mining and Power Corporation (SMPC), a majority-owned subsidiary (56.65%), is the largest and most modern coal producer in the Philippines. It is the only vertically integrated power generation company in the country that runs on its own fuel (coal). Its two wholly-owned operating subsidiaries—Sem-Calaca Power Corporation (SCPC) and Southwest Luzon Power Generation Corporation (SLPGC)—provide baseload power to the national grid through bilateral contract quantity (BCQ) and the Wholesale Electricity Spot Market (WESM).
- DMCI Power Corporation (DMCI Power), a wholly-owned subsidiary, is the largest off-grid energy supplier in the Philippines. It currently operates and maintains thermal, bunker and diesel power plants in parts of Masbate, Oriental Mindoro and Palawan.

- DMCI Mining Corporation (DMCI Mining), a wholly owned subsidiary, extracts nickel ore through surface mining and ships directly to China and other markets. The company currently operates two mines in Santa Cruz, Zambales, through Zambales Diversified Metals Corporation (ZDMC) and Zambales Chromite Mining Company (ZCMC). The company is actively developing new mining sites in Palawan to expand its operations through Berong Nickel Corporation.
- Maynilad Holdings Corporation, a 27%-owned associate, owns 93% of Maynilad Water Services, Inc. (Maynilad). The largest private water service provider in the Philippines, Maynilad holds a 25-year franchise to establish, operate and maintain the waterworks system and sewerage and sanitation services in the West Zone service area of Metro Manila and the Province of Cavite.
- Cemex Asian South East Corporation (CASEC), a 56.75%-owned subsidiary, holds 89.86% of Cemex Holdings Philippines, Inc. (CHP), a major cement manufacturer in the country. CHP produces high-quality cement under the brands APO, Rizal, Island, and Palitada King, including Ordinary Portland Cement (OPC), widely used in large-scale construction projects. The company operates through its wholly owned subsidiaries, APO Cement Corporation and Solid Cement Corporation. Following the acquisition on December 2, 2024, DMC gained a 51% economic stake in CHP.

CONSOLIDATED NET INCOME AFTER NON-CONTROLLING INTERESTS

<i>in Php millions except EPS</i>	January to December (FY)		
	2024	2023*	Change
I. SMPC (56.65%)	11,013	15,780	-30%
II. Maynilad (25%)	3,313	2,090	59%
III. DMCI Power	1,241	959	29%
IV. DMCI Homes	2,467	3,822	-35%
V. DMCI Mining	246	655	-62%
VI. CHP (51%)	50	-	100%
VII. D.M. Consunji Inc.	247	573	-57%
VIII. Parent and others	198	51	288%
Core Net Income	18,775	23,930	-22%
Nonrecurring Items	201	46	337%
Reported Net Income	18,976	23,976	-21%
EPS (reported)	1.43	1.81	-21%

*Restated 2023 figures following DMCI Homes' implementation of PFRS 15 (paragraphs 60 to 65) effective January 1, 2024

FY 2024 vs FY 2023 Consolidated Highlights

- The DMCI Group posted a net income of Php 18.98 billion, reflecting a 21% decline from Php 23.98 billion in the previous year. The decline is mainly due to weaker contributions from the integrated energy, real estate, construction and nickel businesses.

Partially offsetting the decline were stronger contributions from Maynilad and DMCI Power, increased interest income from DMC's placements, and income recognition from the cement segment's first operating month under DMCI Group management in December.

Consequently, earnings per share fell from Php 1.81 to Php 1.43, translating to a 17% return on common equity over the period.

Despite the decline, consolidated net income remains above normalized levels—80% higher than the pre-pandemic level of Php 10.53 billion in 2019 and 3% above the pre-global energy crisis level of Php 18.40 billion in 2021.

- EBITDA contracted by 20%, from Php 49.69 billion to Php 39.80 billion, with margins slightly narrowing from 40% to 39%. To further explain:

Total revenues fell by 17%, from Php 122.83 billion to Php 102.38 billion, driven by weaker commodity and power prices, reduced construction accomplishments in both the construction and real estate segments, and lower real estate revenue recognition. This decline was partially offset by higher coal shipments, increased on-grid and off-grid power generation and the addition of CHP's December 2024 revenues.

Total cash costs dropped by 11%, from Php 78.31 billion to Php 69.74 billion, mainly due to reduced construction accomplishments, lower government share, and reduced energy generation fuel costs for both on-grid and off-grid operations, as well lower replacement power costs for on-grid power. However, the decline was slower than the topline drop, driven by higher coal shipments, increased nickel shiploading costs, rising operating expenses and the consolidation of CHP's cash costs.

Meanwhile, operating expenses grew by 16%, from Php 9.51 billion to Php 11.02 billion, primarily due to higher personnel costs, increased taxes and licenses (real estate and on-grid power), association dues from ready-for-occupancy units (real estate), higher sales and marketing expenses (real estate), elevated insurance and maintenance costs (on-grid power), increased information and communication technology expenses (DMCI) and higher spending on environmental and social development programs (DMCI Mining).

- Equity in net earnings surged by 56%, from Php 2.15 billion to Php 3.35 billion, driven by improved Maynilad contribution. Meanwhile, other income (net) grew by 26%, from Php 3.03 billion to Php 3.81 billion, on the back of increased income from forfeitures and rentals in DMCI Homes.
- Depreciation and amortization increased by 4%, from Php 8.63 billion to Php 8.93 billion, on higher coal shipments, recent acquisition of new mining equipment, increased amortization of the capitalized stripping asset for Narra mine (SMPC) and commercial operations of a 15MW thermal plant in Palawan (DMCI Power).

Net finance costs (net of finance income) plunged by 71%, from Php 834 million to Php 245 million, following simultaneous debt repayments by SMPC and DMCI Homes totaling Php 6.36 billion. The decline was further supported by finance income from cash placements by DMC and SMPC, as well as DMCI Homes' in-house financing activities.

- 2024 nonrecurring items include a gain from the sale of land by DMCI Homes (Php 195 million) and forex gain by Maynilad (Php 6 million).

In contrast, 2023 nonrecurring items comprised of gain from sale of land by DMCI Homes (Php 106 million), additional loss incurred from the sale SLPGC 2x25MW gas turbines (Php 32 million) and Maynilad donations and miscellaneous expenses (Php 28 million).

- SMPC, Maynilad and DMCI Homes contributed 89% of core net income, slightly down from 91% last year.
- Following DMC's acquisition of an indirect majority stake in Cemex Holdings Philippines (CHP), effective December 2, 2024, the company's standalone financial performance for the period under DMCI Group management is summarized as follows:

Total revenues declined by 5%, from Php 1.16 billion to Php 1.10 billion, primarily due to lower cement prices. Meanwhile, total cash costs rose by 2%, from Php 1.37 billion to Php 1.39 billion, driven by IT system subscriptions related to the transition. As a result, core EBITDA loss widened from Php 213 million to Php 297 million.

Despite some operational challenges, core net income turned positive, shifting from a Php 460 million loss to an Php 83 million net income, primarily due to capitalized finance costs related to ongoing capital expenditures and the recognition of deferred tax assets.

Additionally, CHP recognized a Php 19.60 billion goodwill revaluation, reflecting the difference between the actual purchase price of US\$ 272 million and the fair valuation of its identifiable assets and liabilities, as determined by an independent external appraisal. Consequently, CHP's reported net loss reached Php 19.51 billion, compared to a Php 460 million loss during the same period last year.

This revaluation aligns with current market conditions and is consistent with the transaction's purchase price. The goodwill revaluation is customary in transactions of this type. Importantly, this write-down is entirely non-cash and does not affect CHP or DMC's cash flow position.

This underscores DMC's commitment to prudent financial management, ensuring a clearer balance sheet that accurately reflects the purchase price.

In line with PFRS 3 (Business Combinations), the goodwill revaluation will not affect DMC's consolidated income statement.

- As of December 31, 2024, the Group maintained healthy financial position compared to December 31, 2023 despite increased capital expenditures, dividend payouts and debt servicing:

The current ratio declined slightly from 277% to 261%, while the quick ratio dipped to 98% from 99%, reflecting significant cash outflows for capital spending (Php 22.39 billion), regular and special dividends (Php 15.93 billion), and debt servicing (Php 6.36 billion).

Total debt surged by 38%, from Php 49.47 billion to Php 68.13 billion, mainly due to the consolidation of CHP's Php 23.58 billion debt, along with new debt availments by DMCI Power (Php 881 million) and DMCI Mining (Php 550 million).

Net debt-to-equity ratio increased to 22.6% from 12.6%, as net debt nearly doubled (+95%), from Php 17.31 billion to Php 33.83 billion.

In October 2024, the company issued Php 10 billion in preferred shares via private placement to Dacon Corporation to support the acquisition of a 56.75% stake in Cemex Asian South East Corporation. The acquisition was completed on December 2, 2024.

- Last October 16, DMC's board of directors declared an additional special cash dividend of Php 0.48 per share, amounting to Php 6.37 billion, to be sourced from the company's unrestricted retained earnings. This dividend was paid out on November 15, 2024.

This October declaration brings DMC's total dividend payments for 2024 to Php 1.20 per share or Php 15.93 billion, representing a 65% payout—significantly above the company's dividend policy of distributing at least 25% of the previous year's core net income.

Based on DMC's full-year volume-weighted average price of Php 11.19 per share, the dividend yield stood at 10.7%.

FY 2024 vs FY 2023 Subsidiaries and Associate Performance

I. Semirara Mining and Power Corporation (SMPC)

Net income contribution from the integrated energy business reached Php 11.01 billion, down 39% from Php 15.75 billion in the previous year as energy markets continued to normalize. The effect of weaker selling prices was cushioned by record-high coal shipments and power generation, increased electricity sales and lower government share.

Standalone revenues contracted by 15%, from P76.96 billion to P65.19 billion, mainly due to lower selling prices for both coal and electricity, while increased sales volume provided some relief.

Meanwhile, total cash costs decreased at a slower pace (9%) than topline, from P41.21 billion to P37.44 billion, on the combined effect of relatively stable cash component of COS, higher operating expenses, and reduced government share.

The cash component of COS remained largely unchanged (0%), at P26.26 billion, from P26.24 billion, owing to higher costs associated with increased coal shipments, such as materials, parts and contracted services. This has been partially offset by improved coal blending, lower generation fuel costs and reduced replacement power purchase in the power segment. Conversely, operating expenses rose by 12%, from

P4.30 billion to P4.81 billion, due to higher taxes, insurance premiums, maintenance, and office renovation costs.

Government share plunged by 40%, from P10.68 billion to P6.38 billion, due to lower coal revenues and narrower margins.

Consequently, core EBITDA contracted by 22%, from P35.75 billion to P27.75 billion, with the core EBITDA margin narrowing from 46% to 43%.

Net income margin compressed from 36% to 30%, owing to reduced core EBITDA, higher D&A costs, lower other income and net finance income, and a marginal rise in income tax provisions. Despite this, it remained consistent with the 31% level recorded in 2021 (pre-energy crisis) and well above the 22% pre-pandemic benchmark in 2019.

A detailed overview of the performance across SMPC's segments

Coal

Standalone revenues dropped by 21%, from P59.82 billion to P47.07 billion, due to weaker selling prices, partially mitigated by record-high shipments.

Core EBITDA fell by 28%, from P25.83 billion to P18.54 billion, declining faster than revenues, stemming from increased shipments, rising costs of materials, labor and contracted services and operating expenses.

With increased depreciation, lower net finance income, foreign exchange losses, and higher income taxes, standalone net income declined by 37%, from P21.90 billion to P13.74 billion.

After intercompany eliminations, net income contracted by 38%, from P17.99 billion to P11.14 billion. Eliminating entries shrank by 34%, from P3.91 billion to P2.60 billion, primarily due to lower selling prices.

Further details on the segment's performance:

- **Best-ever shipments.** Total coal shipments hit an all-time high of 16.5 million metric tons (MMT), up 4% from 15.8 MMT, on the back of increased demand from China, own power plants and cement plants, along with a larger beginning stockpile.

Foreign shipments increased by 5%, from 8.1 MMT to 8.5 MMT, mainly due to a 46-percent surge in exports to China, which rose from 5.2 MMT to 7.6 MMT. In contrast, exports to South Korea fell by 73%, from 2.2 MMT to 0.6 MMT, due to high sulfur content in some commercial-grade coal. Consequently, China accounted for 91% of total exports, followed by South Korea (7%) and Brunei (2%).

Meanwhile, domestic shipments grew by 4%, from 7.7 MMT to 8.0 MMT, on stronger demand from own power plants. Shipment to own power plants jumped by 14%, from 3.6 MMT to 4.1 MMT, while external sales slightly contracted by 5%, from 4.1 MMT to 3.9 MMT, due to weaker demand from other power and industrial plants. However, this decline was partially offset by a

117% surge in shipments to cement plants from 0.6 MMT to 1.3 MMT. Notably, 20% of the cement sales were supplied to plants owned by associate company Cemex Holdings Philippines.

- **Normalizing prices.** The average selling price (ASP) of Semirara coal receded by 25%, from P3,796 per metric ton (MT) to P2,853 per MT. The drop was largely due to stabilizing market indices and a higher proportion of lower-grade coal shipments, which increased from 16% to 26% of total sales.

Among the benchmark indices, the average Newcastle Index (NEWC) fell by 22% from US\$173.0 to US\$134.8, while the Indonesian Coal Index 4 (ICI4) declined by 15%, from US\$63.2 to US\$53.9, showing less volatility.

- **Margins remained healthy.** Despite some contraction, margins remained at strong levels. Core EBITDA margin narrowed from 43% to 39%, impacted by lower topline. Meanwhile, standalone net income margin thinned from 37% to 29%, with elevated D&A expenses, net foreign exchange loss and increased income taxes.

Total cash costs fell by 39%, from P11.04 billion to P6.72 billion, outpacing the 21% revenue drop. This was due to the combined effect of higher shipments, which helped offset lower government share and operating expenses.

The cash component of COS decreased by 5%, from P22.50 billion to P21.37 billion, mainly due to lower production costs. This was partially mitigated by higher material, labor and contracted services costs associated with increased shipments. Meanwhile, operating expenses slid by 3%, from P810 million to P788 million, reflecting a high base effect from tax payments made in the previous year.

Government share dropped by 40% from P3.32 billion on lower selling prices and shipments.

While margins tightened year-on-year, they remained above pre-pandemic levels. Core EBITDA margin (39%) remained higher than both the 2021 onset of global energy crisis (35%) and pre-pandemic (38%) levels. Similarly, the net income margin (29%) remained stronger than pre-pandemic levels of 23% in 2019.

- **Higher D&A expenses.** Depreciation and amortization expenses saw a 7-percent increase, from P4.54 billion to P4.85 billion, driven by record-high shipments, recent equipment acquisitions under the company's ongoing capital investment program and amortization of capitalized stripping asset.
- **Shift to other expense.** Other income of P46 million in the previous year turned to expense of P107 million, primarily due to absence of a one-time refund of P206 million in wharfage fees from the Philippine Ports Authority in 2023.

As a background, under Executive Order No. 226 (Omnibus Investments Code), a BOI-registered enterprise is exempt from paying wharfage dues. SMPC became a BOI-registered enterprise on September 26, 2008.

On January 31, 2020, the Commission on Audit granted SMPC's petition to claim a refund of the wharfage export dues it erroneously paid to the PPA from September 26, 2008 up to December 31, 2014.

Meanwhile, net foreign exchange loss receded by 16%, from P 159 million to P130 million, owing to 4% depreciation of the Philippine Peso against the US dollar (from 55.6 to 58.0 versus 1% appreciation in 2023 from 56.1 to 55.6), lower export sales, and higher import payments from re-fleeting activities.

- **Higher income tax.** Income tax expense surged by 130%, from P107 million to P246 million, as shipments exceeded the 16 MMT Environmental Compliance Certificate (ECC) limit which were outside the scope of the income tax holiday granted to Narra mine by the Board of Investments (BOI).

In contrast, income tax last year were mainly from previously recognized foreign exchange gain.

- **Lower net finance income.** Net finance income dropped by 41%, from P675 million to P397 million, largely due to lower cash balances and normalizing interest rates. The decline was tempered by reduced finance costs following decline in loans payable.

The coal segment also reported the following operational highlights:

- **Maximum production for third year.** Total production remained at its Environmental Compliance Certificate (ECC) limit of 16.0 MMT for the third consecutive year.

Meanwhile, total materials moved grew by 7%, from 220.9 million Bank Cubic Meters (BCM) to 237.4 million BCM, following mining activities across five mining blocks in Narra mine (North Blocks 1, 2 and 3; West Block 1; and South Block 1).

Full-year strip ratio (effective) fell by 7%, from 13.1 (in 2023) to 12.2, as operations have been consolidated in Narra mine, aligning with prior guidance. Meanwhile, the aggregate strip ratio increased by 8%, from 13.1 to 14.1, leading to capitalized costs of P1.36 billion for Narra mine. This investment is expected to benefit the company until 2026, coinciding with the depletion of Narra mine. Additionally, P994 million was capitalized for the exploration costs incurred for Acacia mine.

The aggregate strip ratio reflects the actual strip ratio for all materials moved in Narra mine.

- **Lower stockpiles.** Total coal inventory dropped by 50%, from 1.8 MMT to 0.9 MMT, mainly due to record shipments in 2024 and lower quarterly production. Meanwhile, commercial-grade coal inventory jumped by 150%, from 0.2 MMT to 0.5 MMT, following catch-up shipments last year.

Power

Standalone power segment revenues slid by 4%, from P24.40 billion to P23.49 billion, because of weaker selling prices. The effect has been partially mitigated by record-high gross generation and increased power sales.

Total cash costs slipped by 2%, from P13.90 billion to P13.58 billion, but at a slower pace than topline decline, as higher operating expenses countered savings from lower generation costs and reduced replacement power purchases. Operating expenses increased by 15%, from P3.48 billion to P4.02 billion, due to higher taxes, insurance premiums and plant maintenance costs.

Consequently, core EBITDA margin slightly narrowed from 43% to 42%, while standalone net income margin remained steady at 25% for both periods.

Standalone net income fell by 3%, from P5.98 billion to P5.81 billion. No nonrecurring item recorded in 2024, while a P57 million loss was recognized in 2023 related to the sale of 2x25MW gas turbines.

Net of intercompany eliminations, reported net income dropped by 15%, from the segment's record-high of P9.90 billion to P8.44 billion. Eliminating entries contracted by 33%, from P3.92 billion to P2.63 billion, during the period, mainly due to lower coal prices and continuous fuel blending.

The segment's financial results were influenced by the following factors:

- **Improved average capacity.** Total average capacity during running days grew by 14%, from 672 MW to 764 MW, following the restoration of SCPC Unit 2's dependable capacity to 300 MW on May 27, and less deration of the SLPGC plants.
- **Steady plant availability.** Overall plant availability stood at 80%, slightly lower than 81%, as improved SLPGC availability offset the decline in SCPC availability.

SCPC plant availability dropped from 91% to 81%, due to an increase in outage days from 68 to 141. This was largely due to Unit 2's 77-day planned maintenance, which began on March 6 to restore dependable capacity back to 300 MW.

Meanwhile, SLPGC plant availability improved from 71% to 79%, benefitting from fewer outage days, which fell from 211 to 155.

- **Record-high generation.** With stable plant availability and expanded average capacity, gross generation grew by 10%, from 4,890 GWh to 5,358 GWh, marking the segment's highest-ever output. This growth was driven by improved generation from both SCPC and SLPGC.

Consequently, total power sales jumped by 10%, from 4,515 GWh to 4,945 GWh.

- **Shift to BCQ sales.** Sales to bilateral contracts (BCQ) surged by 46% from 1,439 GWh to 2,097 GWh, supported by expanded average capacity and a higher contracted capacity at the start of the period (238.2 MW in December 2023 versus 189.15 MW in December 2022).

This strategic shift led to a 7% decline in spot sales, from 3,076 GWh to 2,848 GWh, reducing the proportion of power sales sold to the spot market from 68% to 58%, as the company prioritized more contracted sales and reduced exposure to spot.

- **Decline in ASP.** Overall average selling price (ASP) dropped by 12% from P5.40/KWh, from P4.75/kWh last year, mainly attributable to lower spot ASP.

BCQ ASP increased by 6%, from P4.41/KWh to P4.66/KWh, benefitting from new contracts with more favorable terms over the past year. Meanwhile, Spot ASP fell by 18% from P5.87/KWh to P4.81/KWh on weaker prices in the wholesale electricity spot market (WESM).

- **Expanded contracted and dependable capacity.** Contracted capacity grew by 6%, reaching 251.9 MW as of December 31, 2024, up from 238.2 MW in 2023. This translates to 30% of total dependable capacity (840 MW) being contracted, with approximately 10% of these contracts including a fuel pass-through provision.

Dependable capacity expanded by 18%, increasing from 710 MW to 840 MW, driven by the synchronization of SCPC Unit 2 after a 77-day planned maintenance, which restored its dependable capacity to 300 MW from 170 MW, effective May 27.

SCPC accounted for the majority (82%) of the total contracted capacity, following the expiry of a 100-MW SLPGC supply contract on December 25. In terms of contract maturities, 22% of the contracted capacity is set to expire within the year, 60% will end in 2026, and the remaining 18% will expire from 2030 onwards.

Excluding station service requirements (84 MW), which fluctuate periodically, the segment has 504.10 MW available for spot sales.

- **Reduced spot purchases.** Total spot purchases dropped significantly by 47%, from P721 million to P382 million, largely attributable to improved average capacity and strategic shift toward contracted sales.

The power segment was a net seller to the spot market by 2,771 GWh (vs 2,973 GWh in 2023), with the decline mainly due to lower spot exposure.

II. Maynilad Water Services, Inc. (Maynilad)

Associate Maynilad's reported net income contribution surged by 61%, from Php 2.06 billion to Php 3.32 billion. This was driven by a combination of higher average effective tariff, increased billed volume and lower direct costs.

At the standalone level, core EBITDA rose by 25%, reaching Php 22.03, from 17.61 billion. Meanwhile, reported net income increased 42%, from Php 9.01 billion to a record-high of Php 12.78 billion. Excluding nonrecurring items, core net income grew by 40%, from Php 9.12 billion to Php 12.77 billion.

A closer look into Maynilad's standalone performance:

- **Stronger topline.** Total revenues grew by 23%, from Php 27.32 billion to Php 33.50 billion, mainly driven by higher billed volume from water and wastewater services, adjusted tariffs, and re-opening fees for previously disconnected services.
- **Controlled cost growth.** Total cash costs grew by 5%, significantly slower than topline (23%), from Php 10.18 billion to Php 10.70 billion. This is primarily due to lower cross-border water purchases and reduced light and power (attributed to lower fuel cost recovery adjustment or FCRA per kWh).
- **Provision reversals.** Allowance for credit losses saw a reversal to Php 112 million, compared to a Php 601 million provision last year, reflecting improved collection efficiency. These provisions account for potential losses from unpaid debts deemed uncollectible during the period.
- **Other expense shift.** Other income of Php 1.02 billion in prior period shifted to an expense of Php 629 million, due to a high-base effect from previous year's provision reversals related to water service interruptions in 2022. For the current period, other income is primarily attributed to reversals of provisions for potential tax liabilities.
- **Higher noncash costs.** Total noncash costs grew by 9%, from Php 3.27 billion to Php 3.56 billion, largely due to the combined effect of additional capex projects completed during the year and increased amortization of concession assets.
- **Reduced finance costs.** Net finance cost (net of finance income) decreased by 12%, from Php 2.28 billion to Php 2.01 billion, supported by higher finance income (from Php 222 million to Php 405 million) and the capitalization of borrowing costs associated with ongoing capital projects.

Ending cash balance more than doubled (115%), from Php 4.90 billion to Php 10.52 billion, largely due to the issuance of Php 15.0 billion in maiden blue bonds.

Finance costs fell by 4%, from Php 2.50 billion to Php 2.41 billion, as interest expenses related to ongoing capital expenditure were capitalized. Meanwhile, loans payable jumped by 35%, from Php 61.80 billion (December 2023) to Php 83.65 billion, following the issuance of blue bonds.

- **Expanding margins.** Core EBITDA margin improved slightly from 64% to 66%, while net income margin increased from 33% to 38%, driven by revenue growth, lower provisions and reduced net finance costs, partially offset by higher income tax provisions.
- **Higher tax expense.** Provision for income taxes soared by 27%, from Php 2.91 billion to Php 3.69 billion, as a result of higher taxable income.
- **Record volume uptick.** Billed volume rose by 3%, from 538.4 million cubic meters (MCM) to 553.5 MCM, marking an all-time high for the company. The uptick is primarily attributable to overall demand growth and the addition of 31,970 new water service connections over the past year.

Meanwhile, consumption per connection grew by 2% from 0.97 cubic meter (cu.m.) per day to 0.98 cu.m. per day, in line with higher billed volume.

- **Steady customer mix.** Customer mix shifted slightly more towards non-domestic users, with their billed volume increasing from 18.4% to 18.5%. Conversely, the share of billed volume from domestic customers decreased from 81.6% to 81.5%.
- **Adjusted tariff.** Average effective tariff increased by 20%, from Php 49.49 to Php 59.22, following the staggered implementation (second tranche) of the Metropolitan Waterworks and Sewerage System (MWSS)–approved basic rate adjustment effective January 1, 2024.

The company also reported the following operational results:

- **Water production increase.** Total water production at the DMA level declined by 2%, from 774.8 9.1 million cubic meters (MCM) to 758.160.4 MCM, primarily due to supply optimization efforts and nonrevenue water-reduction initiatives, resulting to reduced output from the La Mesa and Putatan treatment plants, as well as lower cross-border purchases.
- **Better water efficiency.** Average non-revenue water (NRW) improved by 12%, from 30.5% to 27.0%. Meanwhile, end-of-period NRW is likewise better by 16%, from 30.4% to 25.7%.

These improvements were largely due to increased water demand, reduced water production and the ongoing NRW-reduction initiatives.

- **Expanding coverage and availability.** Water service connections (WSCs) grew by 1.3%, from 1,532,463 to 1,551,904, supported by rising demand, population growth and the reconnection of previously disconnected customers. Meanwhile, 24-hour water availability improved from 97.5% to 98.1%.

Water service coverage slightly expanded from 94.8% to 94.9%, as the served population grew by 1%, from 10.3 million to 10.4 million.

Sewer service coverage saw significant growth, rising from 30.7% to 34.9%, marking an all-time high for the company. This was driven by a 15% expansion in the served population, from 3.1 million to 3.6 million, as a result of the company's ongoing aggressive infrastructure investments.

III. DMCI Project Developers Inc. (DMCI Homes)

Starting in 2024, DMCI Homes has implemented changes in line with PFRS 15 (paragraphs 60 to 65) concerning the treatment of financing costs. Previously, finance costs associated with accounts pending recognition were capitalized. Under the new treatment, these finance costs are now expensed directly in the income statement. The 2023 figures (both consolidated and standalone) in this discussion have been restated to facilitate a direct comparison of the operating and financial results.

Furthermore, the company adopted the accounting for the Significant Financing Component (SFC), resulting in the full-year impact being recognized in the fourth quarter. Since DMCI Homes offers various payment schemes, the SFC adjustment accounts for timing differences between cash collection from buyers and construction progress.

The real estate business delivered Php 2.66 billion in reported net income contribution, a 32% decline from Php 3.93 billion in the previous year. This was largely due to weaker real estate revenues and higher operating expenses, partly mitigated by increased contributions from other revenues, rental income, forfeitures, finance income, and reduced income tax provisions.

At the standalone level, reported net income dropped by 31% to Php 2.77 billion, from Php 4.00 billion, although net income margin slightly improved from 21% to 22%.

Excluding nonrecurring items, core net income contribution fell by 35%, from Php 3.82 billion to Php 2.47 billion. 2024 nonrecurring item pertains to gain from land sale for a joint venture project (The Valeron Tower), while the 2023 nonrecurring item pertains to Php 106 million gain from land sale in favor of a joint venture project (Fortis Residences).

To provide further insights into the financial performance of DMCI Homes:

- **Weaker revenues.** Total revenues declined by 36%, from Php 19.25 billion to Php 12.32 billion, primarily due to a sharp drop in real estate revenues. This was partly offset by increased contract revenues from joint ventures and higher contributions from property management and elevator maintenance.

Real estate revenues fell by 42%, from Php 3.81 billion to Php 2.20 billion, mainly due to lower recognition of ongoing projects and increased reversals from sales cancellations. These challenges stemmed from slow sales take-up and limited project launches during the pandemic (2020-2021), as well as reduced construction activity following the completion of more buildings this year (11 vs. 7 in 2023).

Revenues from ongoing projects (net of cancellations) accounted for 55% of total revenues, down from 67% last year, while revenues from newly recognized accounts jumped to 83% of total real estate revenues, compared to 51% in the previous year.

Reversals from sales cancellations rose by 21%, from Php 3.43 billion to Php 4.15 billion, following the turnover of three additional projects in the fourth quarter. These reversals are largely attributable to cancellations that typically occur as projects near completion, mainly due to buyers' financial circumstances and challenges in securing financing.

As context, real estate revenues are recognized based on construction progress, provided customer accounts meet the collection threshold. DMCI Homes maintains a 14.5% collection threshold, higher than the industry standard of 10%, typically requiring 4 to 5 years before revenue recognition begins. Extended down payment schemes also contributed to fewer new projects qualifying for revenue recognition.

The top revenue contributors from ongoing projects include Alder Residences (2020), Allegra Garden Place (2019), Aston Residences (2018), The Cresmont (2019) and Satori Residences (2018).

Newly recognized projects contributing the most revenue were Alder Residences (2020), Allegra Garden Place (2019), Satori Residences (2018), Kai Garden Residences (2017) and Infina Towers (2016).

Contract revenues from joint venture projects grew by 40%, from Php 557 million to Php 781 million, driven by construction progress in joint venture projects, namely The Valeron Tower (2024), Fortis Residences (2022) and One Delta Terraces (2024).

Revenues from property management, hotel operations, and elevator maintenance rose by 19%, from Php 384 million to Php 458 million, on the back of increase in completed projects, from 66 to 74, by period-end.

- **Narrower margins.** Total cash costs declined by 28%, from Php 14.70 billion to Php 10.57 billion, at a slower pace than revenues (36%), largely due to higher operating expenses.

Meanwhile, cost of sales (COS) fell by 37%, from Php 11.76 billion to Php 7.37 billion, in line with the lower topline. Operating expenses rose by 9%, from Php 2.93 billion to Php 3.20 billion, driven by higher association dues from increased ready-for-occupancy units, as well as increased selling and marketing and personnel costs. This was partially offset by lower taxes and licenses expenses.

As a result, core EBITDA plunged by 62%, from Php 4.55 billion to Php 1.75 billion, with margins contracting from 24% to 14%.

Despite weaker core operations, net income margin slightly improved from 21% to 22%, aided by higher other income, lower net finance costs, and reduced tax provisions.

Other income grew to Php 3.00 billion from Php 2.26 billion, buoyed by higher income from forfeitures and rentals, including units under the rent-to-own program.

Net finance costs dropped by 23%, from Php 1.39 billion to Php 1.07 billion, driven by higher interest income from in-house financing, alongside lower debt levels and reduced financing costs.

Provision for income tax fell by 31%, from Php 1.39 billion to Php 952 million, reflecting both lower taxable income and the expensing of financing costs in compliance with PFRS 15.

- **Minimal SFC impact.** The recognition of the full year Significant Financing Component (SFC) had a modest effect on the income statement, resulting to the following adjustments:

Revenues	+ Php 77 million
Interest income	+ Php 73 million
Interest expense	+ Php 14 million
Deferred tax expense	+ Php 34 million

The company also reported the following operational results:

- **Anemic sales and reservations.** Total units sold (including residential units and parking slots) dropped by 22%, from 8,282 to 6,461, mainly due to weak market conditions.

Sales of residential units contracted by 20%, from 5,385 to 4,289, while parking unit sales fell by 25%, from 2,897 to 2,172. Parking sales were further affected by the lack of inventory in leisure projects, Solmera Coast (2023) and Moncello Crest (2024).

The top projects with the most units sold during the year were The Valeron Tower, The Oriana, Moncello Crest, Anissa Heights and One Delta Terraces.

- **Higher selling prices driven by prime projects.** While average selling price (ASP) per unit rose by 18%, from Php 6.24 million to Php 7.37 million, ASP per square meter increased slower (8%), from Php 139,000 to Php 150,000. The lower base last year was partly due to the strong take-up of smaller units (18–20 sqm) in Anissa Heights.

This ASP per square meter growth was driven by higher construction costs and the sale of projects in prime locations, including Kalea Heights (Cebu City), The Valeron Tower (Pasig City), One Delta Terrace (Quezon City) and the transit-oriented development The Oriana (Quezon City).

- **Lower sales value.** Total sales value contracted by 8%, from Php 35.89 billion to Php 33.43 billion, on fewer units sold, partially offset by higher ASP due to premium developments.
- **Elevated cancellations on anemic sales.** Sales cancellations for residential units awaiting revenue recognition (those below the 14.5% threshold) surged to 25%, from 13% last year, primarily due to the combined effect of increased building turnovers and weaker residential units sold during the period.

For the full year period, 11 buildings were delivered to customers with full down payment, a 57-percent increase from 7 buildings last year.

- **Unbooked revenues growth.** Unbooked revenues increased by 7%, from Php 69.9 billion to Php 74.6 billion, supported by steady sales and reservations over the past year. The unbooked revenues can sustain the company for three years.

For the trailing 12-months (Q1 2024 to Q4 2024), total sales value reached Php 33.4 billion, reflecting a 7-percent decline from Php 35.9 billion in the previous period (Q1 2023 to Q4 2023).

- **Increased inventory levels.** Total inventory of residential and parking units expanded by 23%, from Php 74.9 billion to Php 92.0 billion, driven by a combination of new project launches, project completions and higher cancellation rates. Pre-selling units account for 67% of total inventory, while the remaining 33% consists of ready-for-occupancy (RFO) units. Notably, 22% of RFO inventory were leased through the rent-to-own program, on both periods.

Pre-selling inventory grew by 9%, from Php 56.5 billion to Php 61.4 billion, following the launches of The Valeron Tower, Moncello Crest, One Delta Terraces and Kalea Heights. Kalea Heights, the company's largest project to date, recently launched its first tower with a total sales value of Php 5.14 billion.

RFO inventory surged by 66%, from Php 18.4 billion to Php 30.6 billion, following the completion of The Crestmont, Sonora Garden Residences, Alder Residences, Prisma Residences and Kai Garden.

- **Ample land bank.** Total land bank contracted by 5% over the past twelve months, from 196.9 hectares to 187.4 hectares, due to recent project launches, including Moncello Crest in Luzon and Kalea Heights in Visayas. Additionally, the company sold a small undeveloped parcel in Metro Manila, while making minor acquisitions in the Visayas.

Metro Manila holds the largest share of the land bank (59%), followed by Luzon (38%), Mindanao (2%) and Visayas (1%).

- **Reduced CAPEX.** Full year CAPEX decreased by 8%, from Php 15.9 billion to Php 14.7 billion, primarily due to fewer expenditures on construction, land acquisitions and equipment purchases.
- **Healthy financial position.** Since December 2023, net debt declined by 23%, decreasing from Php 33.0 billion to Php 25.4 billion, leading to an improvement in net debt-to-equity ratio from 99% to 73%.

Total cash balance more than doubled (122%), from Php 4.4 billion to Php 9.7 billion, driven by stronger collections from both ongoing projects and project turnovers. Meanwhile, loans payable slid by 6%, from Php 37.4 billion to Php 35.1 billion, due to regular amortization and the maturity of the Php 1.3 billion corporate notes in Q1.

The improved liquidity was partially offset by cash investments in DMCI MC Property Ventures (Php 1.6 billion), additional subscription in DMC Estate Development Ventures (Php 1.2 billion), capital expenditures (Php 1 billion), and dividend payments to the parent company (Php 1.1 billion).

The interest coverage ratio (net of finance income), while decreasing from 4.8x to 4.3x, remains at a healthy level.

III. DMCI Power Corporation (DMCI Power)

Net income contribution from the off-grid energy business jumped by 29%, from Php 959 million to Php 1.24 billion, driven by increased energy sales and lower fuel costs.

At the standalone level, net income surged by 33% to Php 1.26 billion, its highest on record, up from Php 946 million in the previous year.

Core EBITDA likewise improved by 26%, reaching Php 2.01 billion from Php 1.59 billion, with margins expanding from 21% to 26%. No nonrecurring items were reported during the period.

The following details provide further insight into DMCI Power's results:

- **Revenues uptick.** Total revenues recorded a modest 3-percent growth, from Php 7.41 billion to Php 7.62 billion, on the back of increased energy sales, tempered by a decline in average selling price.
- **Record-high generation.** Total gross generation rose by 13%, from 598.8 GWh to 678.3 GWh, as demand and output rose across all key service areas—Masbate, Palawan and Oriental Mindoro

Palawan led the growth with a 20-percent jump to 308.4 GWh, up from 257.31 GWh, followed by Oriental Mindoro, which grew by 10%, from 122.7 GWh to 135.4 GWh. Masbate recorded a modest 7% increase, generating 234.5 GWh compared to 218.8 GWh last year.

- **Best-ever dispatch.** Total energy sales volume reached an all-time high of 614.5 GWh, a 9% increase from 561.7 GWh in 2023, supported by growing demand across all service areas and the full year operation of the Palawan thermal plant.

Palawan remained the largest market, contributing 44% of total sales, followed by Masbate (35%) and Oriental Mindoro (21%).

Sales in Palawan rose by 9%, from 247.4 GWh to 269.7 GWh, aided by dispatches under emergency power supply agreements (EPSAs), which made up 15% of total Palawan sales. Sales in Oriental Mindoro grew by 11%, from 117.0 GWh to 130.4 GWh, while Masbate saw a 9% rise to 214.5 GWh, from 197.4 GWh.

- **Shift in fuel mix.** Energy dispatch from thermal plants surged 57%, rising from 173.3 GWh to 271.7 GWh. Meanwhile, bunker fuel dispatch remained relatively stable, inching up 1% to 192.2 GWh from 190.4 GWh. In contrast, sales from diesel plants contracted by 24%.

As a result, the overall dispatch mix shifted in favor of thermal and bunker fuel plants, with thermal accounting for 44% of total energy sold, followed by bunker (31%), and diesel (25%). This transition was largely driven by the commercial operation of the 15 MW Palawan thermal plant in August 2023, which significantly reduced dependence on more expensive diesel-based

generation. By comparison, the previous year's mix was more diesel-heavy at 35%, followed by bunker at 34% and thermal at 31%.

- **Lower selling prices.** Average selling prices (ASP) slid by 6%, from Php 16.3/kWh to Php 15.3/kWh, largely due to lower fuel prices.

Coal fuel costs dropped by 27%, from Php 6.7 per kg to Php 4.9 per kg, while diesel costs declined by 7%, from Php 56.2 to Php 52.4 per liter. In contrast, bunker fuel costs rose by 7% from Php 45.0 to Php 48.0 per liter, driven by geopolitical tensions and supply disruptions in the Red Sea.

- **Decline in cash costs.** Total cash costs decreased by 4% to Php 5.61 billion, from Php 5.82 billion, primarily due to lower lower thermal fuel costs and increased share of energy sales from thermal plants.
- **Higher finance costs.** Net finance costs (net of finance income) rose by 32%, from Php 154 million to Php 203 million, reflecting the full year impact of financing costs associated with the Palawan Thermal plant. This was partially mitigated by Php 1.72 billion in debt repayments over the past year and the capitalization of interest expenses from new debt availment (Php 1.99 billion) for ongoing capital expenditure projects.
- **Lower tax provision.** Provision for income taxes contracted by 22% from Php 125 million to Php 98 million, largely due to the higher contribution of sales from the Palawan thermal plant, which is eligible for income tax holiday (ITH) incentives. The reduction was partially offset by the expiration of the income tax holiday (ITH) for the Masbate thermal plant in September 2024.

Meanwhile, the 8MW Masbate hybrid diesel plant's six-year ITH will remain in effect until January 2029, and the Palawan thermal plant has a four-year ITH set to expire in July 2027.

The company also reported the following results:

- **Flattish installed capacity.** Total installed capacity remained at 159.8 MW at the end of both periods. The 15 MW thermal plant in Palawan synchronized with the Palawan grid on June 26, 2023, and began supplying reliable electricity to the local community on August 15, 2023.
- **Broader market share.** Palawan market share expanded significantly from 51.9% to 64.4%, on full year operations of the 15MW Palawan thermal plant. In Oriental Mindoro, market share also improved, rising from 22.1% to 28.3%, due to reduced availability of renewable and conventional generation sources in the area. DMCI Power continues to be the exclusive power provider in Masbate.
- **Healthier financial position.** Net debt-to-equity ratio improved slightly from 198% at the end of December 2023 to 177% at the end of December 2024, supported by higher cash levels and an increase in equity book value, which helped offset the impact of higher debt.

Loans payable grew by 19%, from Php 4.67 billion to Php 5.55 billion, as the company secured funding for ongoing pipeline projects. Meanwhile, cash levels increased 20%, rising from Php

214 million to Php 256 million, due to strong operating cashflow, tempered by the Php 500 million dividend payment to the parent company in Q4.

Total equity book value expanded by 17%, from Php 4.26 billion to Php 4.97 billion, on the back of higher retained earnings from strong operating and financial performance.

- **Expansionary CAPEX.** Capital investments rose sharply by 81%, reaching Php 1.56 billion, from Php 860 million, due to increased investments in strategic expansion projects, including the 12MW Semirara wind project and the construction of two 8MW Palawan bunker plants.

Expansion projects accounted for 72% of total spending, with the remainder spent on plant maintenance activities.

V. DMCI Mining Corporation (DMCI Mining)

Net income contribution from the nickel mining business dropped by 62%, from Php 655 million to Php 246 million, primarily due to lower shipment volumes and a decline in average selling prices.

At the standalone level, core EBITDA fell by 49%, from Php 1.38 billion to Php 707 million, largely reflecting the weaker topline and higher shiploading costs. No nonrecurring items were recorded in either period.

Notably, the company's fourth-quarter performance accounted for more than 100% of its full-year net income of Php 214 million, following the commencement of commercial operations at Zambales Chromite Mining Company (ZCMC) in December 2024.

The following section provides a detailed breakdown of DMCI Mining's standalone performance:

- **Weaker topline.** Total revenues declined by 27%, from Php 3.39 billion to Php 2.48 billion, on reduced shipments and lower average selling prices.
- **Lower cash costs.** Total cash costs decreased by 21%, from Php 2.00 billion to Php 1.77 billion, but at a slower pace than the topline. This was mainly due to lower shipment volumes, partially offset by higher shiploading expenses stemming from a shift in the billing method—from time-based to weight-based.

Operating expenses also declined by 13%, from Php 985 million to Php 861 million, driven by lower excise taxes amid weaker shipments, as well as reduced spending on environmental programs, the Social Development and Management Program (SDMP), and mine development for Berong Nickel Corporation (BNC) in Palawan. Elevated operating costs last year were also influenced by Php 38 million in wharfage dues incurred by BNC, which were not repeated in 2024.

- **Reduced non-cash costs.** Depreciation and amortization expenses fell by 26%, in line with topline, from Php 628 million to Php 466 million, mainly due to decreased shipments. The decline was partially offset by additional depreciation from newly acquired mining equipment.

- **Thinner margins.** Core EBITDA margin contracted from 41% to 29%, reflecting the impact of weaker revenues and rising per-unit costs. With lower EBIT, increased finance costs, and lower tax expenses, net margin narrowed from 18% to 9%.

The company also reported the following operational and financial results:

- **Lower production levels.** Total production dropped by 15%, from 1,705,000 WMT to 1,445,000 WMT, primarily due to permitting delays and the near depletion of ore at Zambales Diversified Metals Corporation (ZDMC).

The decline was partially offset by the start of commercial operations at Zambales Chromite Mining Company (ZCMC) in December, which contributed 63,000 WMT. ZDMC's output declined by 19%, from 1,705,000 WMT to 1,382,000 WMT.

- **Reduced shipments.** Total shipments declined by 12%, from 1,680,000 WMT to 1,477,000 WMT, with lower production volumes.
- **Lower stockpile.** Total ending inventory contracted by 26%, from 130,000 WMT to 96,000 WMT, as the company accelerated shipments in December 2024. Meanwhile, BNC's stockpile remained at 21,000 WMT, below the standard shipment size of 50,000 WMT.
- **Better selling prices.** Average selling price (ASP) declined by 21%, from US\$36/WMT to US\$29/WMT, mainly due to softer Philippine FOB nickel prices. However, average nickel grade sold slightly improved by 2%, from 1.35% to 1.38%.

While the 2024 average LME nickel price dropped by 22%, from US\$21,505/ton to US\$16,817/ton, the Philippine FOB price for 1.30% grade nickel declined at a slower pace of 19%, from US\$27/WMT to US\$22/WMT, supported by stronger Asian demand in the fourth quarter. In Q4 alone, the average FOB price improved by 8%, from US\$25/WMT to US\$27/WMT.

- **Healthy financial position.** As of December 31, 2024, net debt-to-equity ratio remained sound at 1.2%, compared to a net cash of -12.3% as of December 31, 2023, due to increased loans payable.

Total cash balance slightly declined by 1%, from Php 853 million to Php 848 million, following a Php 550 million dividend payment to the parent company and Php 641 million in capital spending, partially offset new loans.

Consequently, loans payable more than doubled (157%), from Php 350 million to Php 900 million, to support capital expenditures for new mine development.

Despite higher debt levels, interest coverage ratio (net of finance income) remained strong at 6.4x in 2024.

- **Increased capital expenditures.** For the full year capital spending increased by 149%, from Php 283 million to Php 706 million, with investments directed toward the expansion of the BNC Long

Point and ZCMC mining fleets, construction of a new Palawan port, and ongoing exploration activities in Palawan.

VI. D.M. Consunji, Inc. (DMCI)

The construction segment contributed Php 247 million in net income, down by 57% from previous year, largely due to lower construction accomplishments caused by delays in key infrastructure projects and fewer ongoing infrastructure projects.

At the standalone level, core EBITDA dropped by 36%, from Php 1.59 billion to Php 1.01 billion, while reported net income plunged 40%, from Php 783 million to Php 467 million.

The following provides a more detailed explanation of DMCI's results:

- **Lower topline.** Total revenues receded by 9%, from Php 16.51 billion to Php 15.02 billion, mainly due to lower recognition from the Infrastructure unit and Allied Services due to fewer projects.

The Building unit remained the largest revenue contributor (64%), followed by Joint Ventures and other billables (21%), and Infrastructure (8%).

Revenue from the Building unit saw a 5-percent uptick, from Php 9.19 billion to Php 9.62 billion, driven by significant progress in new projects and improved margins from finalized contract.

Conversely, the Infrastructure unit's contribution reached Php 1.23 billion, down by 50% from Php 2.43 billion, on fewer ongoing and prolonged duration of key projects.

Revenue movement from JV and billables remain flat at 1% with Php 3.2 billion in both periods, mainly reflecting progress in the Metro Manila Subway Project Contract Package 102 (with Nishimatsu Construction) and the South Commuter Railway Project Contract Package S02 (with Acciona Construction Philippines), cushioning the impact of the Solaire North project completion in 2023 and delays in North-South Commuter Railway Project Contract Package 01 (with Taisei Corporation).

Meanwhile, Allied Services revenue declined by 43%, from Php 1.71 billion to Php 971 million, due to a decrease in third-party projects.

- **Thinner margins.** Total cash costs slid by 6%, from Php 14.92 billion to Php 14.01 billion, due to slowdown in construction activity, tempered by increased operating expenses.

The cash component of the cost of sales (COS) fell by 7%, from Php 14.48 billion to Php 13.48 billion, slower than topline the decline of 9%, due to project delays, leading to extended labor expenses, and additional overhead costs.

In contrast, operating expenses jumped by 18%, from Php 441 million to Php 521 million, due to higher personnel costs, permits and licenses, repairs and maintenance and other miscellaneous expenses.

Meanwhile, noncash items contracted by 23%, from Php 698 million to Php 538 million, as capital spending slowed following fewer project requirements over the past year.

Net finance income climbed twelvefold (1,050%), from Php 10 million to Php 115 million, benefitting from the absence of debt payables and higher interest income from joint ventures.

Provisions for income tax declined by 31%, from Php 232 million to Php 161 million, due to lower taxable income for the year.

With higher costs weighing on profitability, EBITDA and core net income margins contracted to 7% and 3%, respectively, down from 10% and 5% in the previous year.

The company also reported the following operational and financial results for the periods ending December 31, 2024, and December 31, 2023:

- **Stabilizing order book.** Total order book slid by 3%, from Php 41.9 billion (December 2023) to Php 40.6 billion (December 2024), as booked project revenues (Php 13.3 billion) outpaced new project awards (Php 10.8 billion) and change orders (Php 1.3 billion).
- New projects awarded in 2024 include Segment 3B of the C5 Link Expressway Project for CAVITEX Infrastructure Corporation, Laya by Shang Properties, the De La Salle Medical and Health Sciences Institute Academic Complex, the Design and Build of Long Point Causeway for Berong Nickel Corporation, the Las Piñas Pipelaying Project, a 16MW bunker-fired power plant for DMCI Power, Pioneer Cold Storage Warehouse and St. Luke's Quezon City – New Hospital Building (Mechanical works)
- **Minimal capital expenditures.** Full year capex plummeted by 67%, from Php 382 million to Php 125 million, largely spent on construction equipment.
- **Net cash position.** The company maintained its debt-free status since December 2023. While total cash balance dipped by 6% from Php 4.55 billion to Php 4.27 billion, the net debt-to-equity ratio remained stable at -0.59, compared to -0.60.

CAPEX

In line with our previous guidance of Php 48.2 billion, the Group's full-year capital expenditures (CAPEX) remained steady at Php 48.3 billion. Higher spending by SMPC, DMCI Power, and DMCI Mining offset lower investments from DMCI, DMCI Homes, and Maynilad. Excluding Maynilad, total CAPEX from subsidiaries grew by 4%, reaching Php 22.4 billion from Php 21.6 billion.

The increase in spending was primarily driven by SMPC's refueling activities and SCPC's investment in replacing Unit 2's generator. This restoration, which returned its dependable capacity to 300 MW following the completion of a 77-day planned outage on May 22, led to a 75% jump in SCPC's CAPEX, from Php 800 million to Php 1.4 billion.

Meanwhile, DMCI Power spent 78% of its Php 1.56 billion full-year CAPEX to expansion projects, including the 17MW Palawan bunker plant, 12MW Semirara wind project, and 8MW Masbate bunker plant.

In Php billions	FY 2024	FY 2023	Change
DMCI	0.1	0.4	-75%
DMCI Homes	14.7	15.9	-8%
SMPC	5.3	4.1	29%
DMCI Power	1.6	0.9	78%
DMCI Mining	0.7	0.3	133%
Maynilad	25.7	26.0	-1%
CHP*	0.2	0.0	100%
Total	48.3	47.6	1%

**under DMCI Holdings management*

Looking ahead, the Group's CAPEX are projected to grow by 47% to Php 70.0 billion, primarily driven by Maynilad's continued investments in water (76% of its Php 41.2 billion allocation) and wastewater (18%) infrastructure.

Excluding Maynilad, subsidiaries' CAPEX is expected to expand by 29%, from Php 22.4 billion to Php 28.8 billion, as DMCI Homes, CHP, SMPC, and DMCI ramp up their spending.

In Php billions	2025F	2024	Change
DMCI	0.5	0.1	400%
DMCI Homes	17.9	14.7	22%
SMPC	6.4	5.3	21%
DMCI Power	1.6	1.6	0%
DMCI Mining	0.5	0.7	-29%
Maynilad	41.2	25.7	60%
CHP	1.9	0.2*	400%
Total	70.0	48.3	45%

**under DMCI Holdings management*

DMCI Homes' plans to allocate Php 17.9 billion in CAPEX for 2025, with 89% dedicated to construction and 10% to land acquisition. Meanwhile, DMCI intends to invest in new equipment to support the requirements of newly awarded projects.

CHP will distribute its Php 1.9 billion CAPEX across key initiatives: 55% is earmarked for the remaining costs of Solid Cement's new Kiln 4, which is scheduled to commence commercial operations in Q1 2025, while the remainder will cover plant maintenance, process optimization and equipment upgrades.

SMPC expects a 21% increase in CAPEX to Php 6.4 billion, primarily due to the deferral of re-fleeting initiatives in the coal segment and the acquisition of mining and support equipment. Meanwhile, the on-grid power segment's CAPEX will decline by 39%, from Php 1.8 billion to Php 1.1 billion, due to the completion of SCPC Unit 2 generator replacement in H1 2024. Moving forward, the power segment will focus on maintenance activities and enhancements to fuel and feed systems.

DMCI Power will maintain its capex at Php 1.6 billion, with 50% allocated to the development of an 8MW bunker plant in Roxas, Palawan, and 12% for the 12MW Semirara wind project. The remaining budget will be used for pipeline projects and plant maintenance.

DMCI Mining has allocated 68% of its capex toward fleet and equipment acquisition for BNC and ZCMC operations. Additionally, 21% will be dedicated to infrastructure improvements, while 11% is earmarked for exploration activities in Zambales.

Outlook and Updates

The DMCI Group operates in a dynamic business landscape, balancing both opportunities and challenges across its construction, real estate, energy, mining, cement, and utilities sectors. While rising construction demand presents growth prospects, potential delays in funding, permitting, and right-of-way acquisitions could impact project timelines. In real estate, high inventory levels in the Philippine market will continue to pose challenges for DMCI Homes.

Meanwhile, coal and power prices are expected to remain stable in the coming year, while nickel prices are projected to rebound gradually, providing greater predictability for DMCI Group's businesses. However, policy shifts, cost pressures, and evolving market conditions remain key areas to monitor.

To navigate these uncertainties, management is strengthening the Group's ecosystem, enhancing operational efficiencies, and implementing strategic initiatives to drive long term growth while protecting margins.

Subsidiary-level outlooks

DMCI remains cautiously optimistic about expanding its order book, having secured Php 2.7 billion in new contracts in Q1 2025, with key infrastructure bids pending award. However, funding constraints, administrative bottlenecks, and permitting delays could impact project execution. To mitigate these risks and enhance competitiveness, the company is leveraging its technical expertise and financial strength to pursue large-scale industrial and commercial projects. It is also integrating design-and-build solutions and early contractor involvement alongside traditional bidding to improve results.

Despite high inventory levels in the Philippine market, **DMCI Homes** is proactively addressing slower absorption rates through flexible payment terms, restructuring options, and a rent-to-own strategy to drive both sales and leasing income. Additionally, the company is expanding its sales channels, particularly in the upscale market, by enhancing in-house and international sales efforts.

With coal prices expected to remain stable, **SMPC** is focused on sustaining production and shipment targets while expanding its customer base in both local and export markets. To maintain annual production levels and enhance coal quality, the company is advancing exploration at the Acacia mine. Additionally, SMPC is transitioning to wind energy in its mining operations to lower production costs and protect margins.

In the on-grid power segment, SMPC aims to secure contracts for approximately 50% of its 756 MW net selling capacity by offering competitive rates and a reliable power supply.

Meanwhile, **DMCI Power** is responding to rising energy demand in off-grid areas with 43 megawatts of expansion projects, including new plants in Palawan, Semirara Island, and Masbate. The 12MW Semirara wind project and 8MW Palawan bunker plant remain on schedule for completion, reinforcing the company's commitment to reliable and cost-efficient power generation.

DMCI Mining is expanding its operations from a single mine to three active sites this year, with the Long Point mine in the final stages of securing its Mineral Production Sharing Agreement (MPSA). Furthermore, its memorandum of understanding with Nickel Asia Corporation to explore value added processing could unlock greater value from low-grade ore while mitigating regulatory risks in the medium to long term.

Maynilad implemented the third tranche of its five-year staggered rate adjustment at the start of 2025. The company remains committed to improving service reliability through significant investments in water and wastewater infrastructure. To fulfill its service obligations and reduce non-revenue water, Maynilad is intensifying efforts in pipe replacements, leak repairs, and digitization initiatives.

Following DMCI Group's takeover on December 2, turnaround efforts at **Cemex Holdings Philippines (CHP)** are in full swing, with key priorities focused on streamlining production, strengthening distribution, and executing the capacity expansion plans. The company's 1.5 million-ton capacity expansion in Solid Cement, is set to commence commercial operations in Q2.

To accelerate recovery, CHP is focusing on underserved markets, particularly in the institutional segment and retail markets in Visayas and Mindanao, where supply is less saturated than in Luzon and the distribution network is closer to the Cebu plant.

Explanation of movement in consolidated income statement accounts

Revenue

Consolidated revenue for 2024 decline by 17% from P122.8 billion to P102.4 billion driven by weaker commodity and power prices, reduced construction accomplishments in both the construction and real estate segments, and lower real estate revenue recognition. This decline was partially offset by higher coal shipments, increased on-grid and off-grid power generation and the addition of CHP's December 2024 revenues.

Cost of Sales and Services

From P67.2 billion in 2023, cost of sales and services decreased by 10% as cost of sales related to real estate and construction softened coupled with lower off-grid energy costs. As a result, gross profit margin declined to 41% in 2024 from 45% of the previous year.

Operating Expenses

Government royalties for the year amounted to P6.4 billion, a 40% drop from P10.7 billion the previous year due to lower profitability of the coal business. Excluding government royalties, operating expenses incurred increased by 16% to P11.6 billion due mainly to higher repairs and maintenance, outside services, and marketing and advertising expenses.

Equity in Net Earnings

Equity in net earnings of associates increased by 56%, from P2.1 billion to P3.4 billion in 2024 and 2023, respectively, as a result of higher income take up from Maynilad.

Finance costs - net

Consolidated finance cost (net) turned into a loss of P0.2 billion from a finance income of P1.0 billion due to the adoption of PFRS 15 of the real estate segment. Finance costs are no longer capitalized as part of inventory. The impact on the prior period is adjusted in the beginning retained earnings.

Other Income (Expense) - net

Other income (net) increased by 26% due to the higher sales forfeitures and cancellation fees and fly ash sales during the year.

Provision for Income Tax

Lower taxable income resulted to a 28% drop in the consolidated provision for income tax (both current and deferred) during the year.

II. CONSOLIDATED FINANCIAL CONDITION

December 31, 2024 (Audited) vs December 31, 2023 (Audited)

The Company's financial condition for the year improved as total assets reached P288.4 billion, a 14% increase from December 31, 2023. Meanwhile, consolidated stockholders' equity increased by 9% to P149.8 billion following the dividend declaration during the year. This is also on the back of the business acquisition completed during the year.

Consolidated cash balance increased by 7% from P32.2 billion in December 31, 2023 to P34.3 billion in December 31, 2024 as a result of collection of real estate down payment from customers and higher dividend collection from subsidiaries during the year. The Parent company also issued preferred shares in private placement to its Ultimate Parent Company amounting to Php 10 billion. These were offset by the settlement of the business acquisition and dividend payment during the year.

Receivables slightly decreased by 1% from P23.3 billion to P23.0 billion in 2024 mainly due to lower coal sales during the year. The impact was negated by the addition of CHP's outstanding receivables in 2024.

Contract assets (current and non-current) amounting to P18.9 billion in 2024 is lower by 37% versus the previous year due to lower accomplishments on the real estate and construction businesses.

Consolidated inventories slightly decreased by 1% in 2024 from P67.9 billion to P67.2 billion following lower coal inventory and spare parts. This was offset by the addition of cement inventory from the recently completed business acquisition.

Other current assets increased by 26% to P15.2 billion which comprised mainly of creditable withholding taxes, prepaid expenses and recoverable deposit.

Investments in associates and joint ventures grew by 27%, reflecting the net impact of the income take-up and dividends received from Maynilad and additional capital infusion to real estate joint ventures.

Right-of-use assets grew to P3.8 billion following the acquisition of the cement business.

Property, plant and equipment stood at P82.5 billion from P53.7 billion last year as depreciation following the recent completion of the acquisition of the cement business.

Exploration and evaluation assets increased by 174% due to the relevant engineering studies conducted for the nickel mining segment and stripping activities for new coal mining area.

Deferred tax assets increased by 75% versus the previous year, from P0.92 billion to P1.6 billion due to the reversal of deferred tax liability arising from the taxable temporary difference on unrealized foreign exchange gains and the deferred tax asset recognized from NOLCO of the newly acquired business.

The recent acquisition give rise to the recognition of trademark and goodwill amounting to P5.5 billion and P1.9 billion, respectively. These will be tested annually for impairment.

Other noncurrent assets expanded by 18% due mainly to the long-term advances and deposits to suppliers and increased pension asset.

Accounts and other payables, which includes income tax payables, increased by 6% to P32.2 billion mainly due to the accrual of production related expenses and carried payable from the newly acquired cement business.

Contract liabilities (current and non-current) grew by 27% from last year to P24.6 billion due to the additional advances and down payment from customers.

Liabilities for purchased land declined by 16% in 2024 versus the previous year as the real estate segment pay down the related liabilities.

Total debt (under short-term and long-term debt) from 2023 amounting to P49.5 billion increased by 38% to P68.1 billion as the net impact of the additional loan of the cement business cushioned by the loan payment of coal and real estate segments.

Other noncurrent liabilities increased by 130% mainly coming from the lease liabilities of the newly acquired cement business.

Net accumulated unrealized gains on equity investments designated at FVOCI grew by 39% as fair market value of quoted securities during the year increased.

Consolidated retained earnings stood at P91.5 billion at the end of December 2024, 1% higher from P90.8 billion at the close of 2023 after generating P19 billion of net income and payment of P15.9 billion in cash dividends. As the Group applied a modified retrospective approach in the adoption of PFRS 15, the beginning retained earnings were adjusted by P2.4 billion.

Non-controlling interest increased by 5%, from P28.4 billion in 2023 to P29.9 billion in 2024, as a result of the lower minority share in profits of SMPC and the completion of the cement business acquisition where in the Group has an effective ownership of around 63.06%.

III. KEY RESULT INDICATORS

The Company and its Subsidiaries (the "Group") use the following key result indicators to evaluate its performance:

- (a) Segment Revenues
- (b) Segment Net Income (after Non-controlling Interests)
- (c) Earnings Per Share
- (d) Return on Common Equity
- (e) Net Debt to Equity Ratio

<i>(in Php Millions)</i>	For the Year		Variance	
	2024	2023	Amount	%
SEMIRARA MINING AND POWER CORPORATION	P64,247	P76,326	(P12,079)	(16%)
D.M. CONSUNJI, INC.	14,273	16,117	(1,844)	(11%)
DMCI HOMES	12,324	19,248	(6,924)	(36%)
DMCI POWER	7,620	7,414	206	3%
DMCI MINING	2,477	3,386	(909)	(27%)
CEMEX	1,064	-	1,064	100%
PARENT & OTHERS	374	337	37	11%
TOTAL REVENUE	P102,379	P122,829	(P20,450)	(17%)

The initial indicator of the Company's gross business results is seen in the movements of revenue in each business segment. As shown above, consolidated revenue decreased by 17% primarily due to normalizing commodity and electricity prices and lower construction accomplishments and real estate projects percentage of completion.

CONSOLIDATED NET INCOME AFTER NON-CONTROLLING INTERESTS

<i>(in Php Millions)</i>	For the Period		Variance	
	2024	2023*	Amount	%
SEMIRARA MINING AND POWER CORPORATION	P11,013	P15,780	(P4,767)	(30%)
MAYNILAD	3,313	2,090	1,223	59%
DMCI HOMES	2,467	3,822	(1,355)	(35%)
DMCI POWER	1,241	959	282	29%
D.M. CONSUNJI, INC.	247	573	(326)	(57%)
DMCI MINING	246	655	(409)	(62%)
PARENT & OTHERS	198	51	147	288%
Cemex	50	-	50	100%
CORE NET INCOME	18,775	23,930	(5,155)	(22%)
NON-RECURRING ITEMS	201	46	155	337%
REPORTED NET INCOME	P18,976	P23,976	(5,000)	(21%)

*Restated for comparative purposes to reflect adoption of PFRS 15

The net income (after non-controlling interest) of the Group declined due to lower contributions from its coal, nickel mining, real estate and construction segments due to normalizing commodity prices which is cushioned by higher income take up from Maynilad and contribution by the off grid power segment. The non-recurring items primarily pertain to the gain on sale of land.

EARNINGS PER SHARE

Earnings per share (EPS) pertains to how much profits a company makes for each of its common shares. EPS is one of the most common ways to gauge a company's profitability attributable to common shareholders.

The Company's consolidated basic and diluted EPS was P1.43/share for the year ended December 31, 2024, a 21% decline from P1.81/share EPS year-on-year.

RETURN ON COMMON EQUITY

Return on common equity is defined as the amount of net income a company earns relative to the book value of common equity. It is a primary financial metric used by equity investors to determine whether management is efficiently and effectively utilizing the capital that shareholders have provided to generate profits. It is calculated by dividing the net income attributable to common equity shareholders of the parent company divided by the average book value of equity attributable to the equity holders of the parent company. The Company's return on common equity stood at 17% and 23% for the year ended December 31, 2024 and 2023, respectively.

NET DEBT TO EQUITY RATIO

The net debt-to-equity ratio measures to amount of debt financing relative to the equity capital. The ratio tells the Company the amount of risk associated with the way its capital structure is set up. The ratio highlights the amount of debt a company is using to run their business and the financial leverage that is available to the Company. The net debt-to-equity ratio is calculated by dividing the interest-bearing loans less cash and cash equivalents by total shareholders' equity.

Total borrowings in 2024 stood at P68.1 billion from P49.5 billion in the previous year, which resulted to a net debt-to-equity ratio of 0.23:1 as of December 31, 2024 and 0.13:1 as of December 31, 2023.

FINANCIAL SOUNDNESS RATIOS

	December 31, 2024	December 31, 2023
Gross Margin	41%	45%
Net Profit Margin	27%	30%
Return on Assets	10%	15%
Return on Common Equity	17%	23%
Current Ratio	261%	277%
Net Debt to Equity Ratio	23%	13%
Asset to Equity Ratio	193%	180%
Interest Coverage Ratio	9 times	13 times

PART II--OTHER INFORMATION

1. The Company's operation is a continuous process. It is not dependent on any cycle or season.
2. Economic and infrastructure developments in the country may affect construction business. Interest rate movements may affect the performance of the real estate industry. Mining activities are generally hinged on the commodities market and affected by weather conditions. Businesses not affected by known cycle, trends or uncertainties are power and water.
3. On October 16, 2024 the BOD of the Parent Company approved the declaration of special cash dividends in the amount of Php 0.48 per common share or a total of Php 6.37 billion in favor of the common stockholders of record as of October 30, 2024 and was paid on November 15, 2024.

4. On April 4, 2024 the BOD of the Parent Company approved the declaration of regular cash dividends in the amount of Php 0.46 per common share or a total of Php 6.11 billion and special cash dividends of Php 0.26 per common share or a total of Php 3.45 billion, or a grand total of Php 9.56 billion in favor of the common stockholders of record as of April 22, 2024 and was paid on May 3, 2024.
5. On October 10, 2023, the BOD of the Parent Company approved the declaration of special cash dividends of Php 0.72 per common share or a total of Php 9.56 billion in favor of the common stockholders of record as of October 24, 2023, and was paid on November 9, 2023.
6. On March 29, 2023, the BOD of the Parent Company approved the declaration of (1) regular cash dividends in the amount of Php 0.61 per common share or a total of Php 8.10 billion; and (2) special cash dividends of Php 0.11 per common share or a total of Php 1.46 billion, or a grand total of Php 9.56 billion in favor of the common stockholders of record as of April 17, 2023, and was paid on April 28, 2023.
7. There are no undisclosed material subsequent events and transferring of assets not in the normal course of business that have not been disclosed for the period that the Company has knowledge of.
8. There are no material contingencies during the interim period; events that will trigger direct or contingent financial obligation that is material to the Company, including any default or acceleration of an obligation has been disclosed in the notes to financial statements.
9. There are no material off-balance sheet transactions, arrangements, obligations (including contingent obligations), and other relationships of the Company with unconsolidated entities or other persons created during the reporting period.
10. Except for interest payments on loans, which the Company can fully service, the only significant commitment that would have a material impact on liquidity are construction guarantees. These are usually required from contractors in case of any damage/ destruction to a completed project.
11. Any known trends or any known demands, commitments, events or uncertainties that will result in or that will have a material impact on the registrant's liquidity. – None
12. The Group does not have any offering of rights, granting of stock options and corresponding plans therefore.
13. All necessary disclosures were made under SEC Form 17-C.

CONSOLIDATED FINANCIAL STATEMENTS FOR THE PERIOD DECEMBER 31, 2023

Full Year 2023 vs Full Year 2022

I. RESULTS OF OPERATIONS

The table below summarizes the performance of DMCI Holdings, Inc. (PSE: DMC), its subsidiaries and associate, also collectively referred to as “the DMCI Group”, for the periods ended December 31, 2023 and 2022.

- D.M. Consunji, Inc. (DMCI), a wholly-owned subsidiary, is one of the leading engineering-based integrated construction firms in the country. It operates in two construction segments: building and infrastructure. It also has separate business units for joint ventures and project support (i.e., concrete production, steel fabrication and equipment rental).
- DMCI Project Developers, Inc. (DMCI Homes), a wholly-owned subsidiary, is one of the leading mid-segment developers in the Philippines, focused on Metro Manila and other key urban areas. It has expanded into luxury, leisure and microflat projects, in addition to providing property management, elevator maintenance, and construction services (to its joint venture project projects).
- Semirara Mining and Power Corporation (SMPC), a majority-owned subsidiary (56.65%), is the largest and most modern coal producer in the Philippines. It is the only vertically integrated power generation company in the country that runs on its own fuel (coal). Its two wholly-owned operating subsidiaries—Sem-Calaca Power Corporation (SCPC) and Southwest Luzon Power Generation Corporation (SLPGC)—provide baseload power to the national grid through bilateral contract quantity (BCQ) and the Wholesale Electricity Spot Market (WESM).
- DMCI Power Corporation (DMCI Power), a wholly-owned subsidiary, is the largest off-grid energy supplier in the Philippines. It currently operates and maintains thermal, bunker and diesel power plants in parts of Masbate, Oriental Mindoro and Palawan. It has also diversified into renewable energy, particularly in solar and wind farms.
- DMCI Mining Corporation (DMCI Mining), a wholly owned subsidiary, extracts nickel ore through surface mining and ships these directly to China and other markets. Currently a single-mine operator, it has nickel assets in Palawan (Berong Nickel Corporation) and Zambales (Zambales Diversified Metals Corporation).
- Maynilad Holdings Corporation, a 27%-owned associate, owns 93% of Maynilad Water Services, Inc. (Maynilad). The largest private water service provider in the Philippines, Maynilad holds a 25-year franchise to establish, operate and maintain the waterworks system and sewerage and sanitation services in the West Zone service area of Metro Manila and the Province of Cavite.

CONSOLIDATED NET INCOME AFTER NON-CONTROLLING INTERESTS

<i>in Php millions except EPS</i>	January to December (FY)		
	2023	2022	Change
I. SMPC (56.65%)	15,780	22,661	-30%
II. DMCI Homes	4,569	4,469	2%
III. Maynilad (25%)	2,090	1,467	42%
IV. DMCI Power	959	742	29%
V. DMCI Mining	655	1,285	-49%
VI. D.M. Consunji Inc.	573	587	-2%
VII. Parent and others	51	(28)	281%
Core Net Income	24,677	31,183	-21%
Nonrecurring Items	46	(93)	149%
Reported Net Income	24,722	31,090	-20%
EPS (reported)	1.86	2.34	-20%

FY 2023 vs FY 2022 Consolidated Highlights

- Reported net income fell by 20% from Php 31.09 billion to Php 24.72 billion, largely because of high base effect resulting from last year's soaring commodity prices. Lower contributions from the coal, nickel and construction subsidiaries more than offset gains in the power (on and off-grid), water and real estate businesses.

Earnings per share declined from Php 2.34 to Php 1.86, while return on equity reached 23.4%, the highest among publicly listed conglomerates in the Philippines.

Despite the notable decline in earnings, the group's performance secured the second-highest spot on record, soaring 134% above its pre-pandemic net income of Php 10.53 billion.

- Core EBITDA declined by 23% from Php 56.71 billion to Php 43.59 billion, as margin narrowed from 43% to 40% because of softer topline partially offset by lower government share in profits.

Total revenues dropped by 14% from Php 142.60 billion to Php 122.83 billion, largely on normalizing prices (commodities and electricity), lower construction accomplishments and higher revenue reversals from cancelled real estate sales. These effects were partially offset by an increase in commodity shipments, higher electricity dispatch and the addition of new real estate accounts eligible for recognition.

Total cash costs retreated by 8% to Php 79.24 billion from Php 85.89 billion, primarily due to a 33-percent reduction in government share from Php 15.96 billion to Php 10.68 billion.

Cash costs (COS and opex) was relatively flat at Php 68.56 billion, a 2-percent decrease from Php 69.93 billion. The slight reduction resulted from the combined impact of lower construction accomplishments, higher direct costs owing to record volumes of commodity and power sales, and increased expenses in plant maintenance, insurance, real estate marketing, personnel and taxes.

- Including net earnings from equity stake and other income, EBITDA declined by 20% from Php 61.13 billion to Php 48.76 billion. Equity in net earnings surged by 42% from Php 1.51 billion to Php 2.14 billion, buoyed by a stronger contribution from Maynilad.
- Other income grew by 4% from Php 2.91 billion to Php 3.02 billion on higher income from real estate forfeitures and rental, coupled with the sale of fly ash.
- Depreciation and amortization rose by 12% from Php 7.68 billion to Php 8.63 billion on account of higher commodity shipments, new mining equipment and accelerated amortization of Molave mine.
- Net finance income soared to Php 1.03 billion, a marked turnaround from last year's net finance cost of Php 252 million. This improvement was primarily driven by higher interest rates, ongoing loan amortization and increased income from in-house real estate financing.
- 2023 nonrecurring items relate to DMCI Homes' gain from sale of land to its joint-venture company (Php 106 million), share in loss from the final sale price of SLPGC's two 25MW gas turbines (Php 32 million) and Maynilad's donations and net foreign exchange gain (Php 28 million).
- 2022 nonrecurring items pertain to DMCI's gain from land and equipment sale (Php 43 million), share in asset write-down of SLPGC gas turbines (Php 88 million) and Maynilad severance pay, loan prepayment fees, donations and net foreign exchange loss (Php 47 million).
- SMPC, DMCI Homes and Maynilad accounted for 91% of core net income. Maynilad and DMCI Power set new contribution records following their stellar performances.
- Cash and cash equivalents increased by 13% to Php 32.16 billion from Php 28.41 billion (as of December 31, 2022), bolstered by DMCI's collection of construction retention receivables and new loan availments by DMCI Homes.
- Debt receded by 6% to Php 49.47 billion from Php 52.56 billion, attributed to regular loan repayments by DMCI, SMPC and DMCI Power. As a result, net debt (loans payable less cash) plunged by 28% from Php 24.15 billion to Php 17.31 billion. In turn, net debt-to-equity ratio went down from 18% to 13%.
- Key liquidity, leverage and book value per share all improved, even after a record dividend payout of Php 1.44 per share, totalling Php 19.12 billion.

This payout translates to a dividend yield of 13.2% against the 2023 volume-weighted average price of Php 10.9180, and a payout ratio of 61% of the previous year's core net income, which is well above the company's dividend policy of 25%.

FY 2023 vs FY 2022 Subsidiaries and Associate Performance

I. Semirara Mining and Power Corporation (SMPC)

The integrated energy business posted a 30-percent reduction in its contribution, from a record Php 22.57 billion to Php 15.75 billion. The decrease was due to a significant adjustment in market prices, which overshadowed the effects of record coal shipments and higher electricity dispatch.

Excluding nonrecurring items, core net income contribution declined by 30% from Php 22.66 billion to Php 15.78 billion. SLPGC recognized an additional loss of Php 57 million based on the final selling price for its two 25MW gas turbines. In 2022, SLPGC recorded a loss of Php 156 million in relation to the reclassification of the said turbines as Assets Held for Sale based on the estimated selling price at the time.

Coal

Standalone coal revenues dropped by 21% from Php 76.18 billion to Php 59.82 billion on the combined effect of lower average selling prices (-26%) and higher coal shipments (+7%).

Core EBITDA fell by 35% to Php 39.44 billion from Php 25.83 billion, as total cash costs declined at a slower pace (-7%). Meanwhile, net income dropped by 39% from Php 35.99 billion to Php 21.90 billion because of higher depreciation, absence of net foreign exchange gain, improved net finance income and normalized tax expense.

Net of intercompany eliminations, net income plunged by 44% from Php 32.40 billion to Php 17.99 billion. Eliminating entries rose by 9% from Php 3.59 billion to Php 3.91 billion on lower selling prices and thinner gross margins, muted by improved plant availability.

Eliminating entries reflect gross margins from intercompany transactions between the coal and power segments.

The following provides additional context on the segment's financial performance:

- **Highest-ever shipments.** Total shipments reached a record 15.8 million metric tons (MMT) from 14.8 MMT (+7%), exceeding the 2019 high of 15.6 MMT by 1%. Record exports and higher internal sales accounted for the spectacular results.

Exports expanded by 14% from 7.1 MMT to 8.1 MMT on higher fourth-quarter China demand (up 218% from 1.1 MMT to 3.5 MMT) and availability of commercial-grade coal.

China shipments surged by 31% from 4.0 MMT to 5.2 MMT, accounting for the export sales growth (+1.2 MMT). Coal deliveries to South Korea was unchanged at 2.2 MMT. The two countries accounted for 92% of total exports, followed by Brunei (4%), Japan (2%), India (1%) and Vietnam (1%).

Domestic sales was flat at 7.7 MMT, as higher shipments to SMPC-owned plants offset weaker sales to external local customers. High sulfur content in some commercial-grade coal curbed external sales.

Improved overall plant availability led to a 38-percent surge in internal sales from 2.6 MMT to 3.6 MMT, while sale to other power plants, cement and industrial plants contracted by 20% from 5.1 MMT to 4.1 MMT.

- **Stabilizing prices.** Semirara coal average selling price (ASP) declined by 26% from Php 5,136 per metric ton (MT) to Php 3,796 per MT, in line with the Indonesian Coal Index 4 (ICI4).

Full-year average Newcastle index (NEWC) plummeted by 52% from a historic high of US\$360.2 to US\$173.0, while average ICI4 fell at a slower pace (26%) from peak US\$85.9 to US\$63.2. Market differences and heightened geopolitical risks drove index price divergence and volatility last year.

For 2023, strong industrial activity and increased demand for lower-grade coal in Asia sustained the ICI4, while high coal stockpiles, slowing economic growth and increased renewable energy capacity in developed countries translated to elevated NEWC volatility.

- **Normalizing margins.** Core EBITDA margin declined from 52% to 43%, and standalone net income margin fell from 47% to 37%, primarily due to last year's record topline, which created a high base effect.

Strong profit margins were maintained, with the net income margin significantly exceeding both 2021 (35%) and pre-pandemic 2019 (23%) levels.

Revenues declined by 21% from Php 76.18 billion to Php 59.82 billion due to lower selling prices, but total cash costs fell slower (-7%) from Php 36.75 billion to Php 33.99 billion.

Cash component of the cost of sales (COS) went up by 13% from Php 19.96 billion to Php 22.50 billion owing to higher coal sales and carried-over production costs from beginning inventory.

Elevated fuel costs, accounting for 33% of cash costs in 2022, drove up COS due to the sale of high-cost inventory (beginning balance: 2.0 MMT). Opex remained flat year-on-year at Php 810 million.

Government share declined by 33% from Php 15.96 billion to Php 10.68 billion because of lower topline and higher costs. In effect, government share of the topline slipped from 21% to 18%.

- **Higher noncash items.** Depreciation and amortization accelerated by 38% from Php 3.29 billion to Php 4.54 billion, driven by higher shipment volumes, new mining equipment purchases and accelerated amortization of Molave mine due to its early closure (Php 247 million).
- **Absence of net forex gain.** Net forex gain reversed from Php 1.02 billion to a net forex loss of Php 159 million on stabilizing US\$:PHP forex market. As of December 31, 2023, Php 195 million of gross forex loss remained unrealized.

- **Better net finance income.** Finance income (net of finance costs) expanded 22x from Php 31 million to Php 675 million on the back of healthy cash levels, elevated interest rates, prudent treasury management and lower debt levels.

The segment also reported the following operational highlights:

- **Production at maximum capacity.** For the second straight year, coal production reached 16 MMT, which is the annual limit set by the company's Environmental Compliance Certificate (ECC).

Effective strip ratio rose by 30% to 12.5 from 9.6 because of higher rainfall (243.0 millimeter in 2023 vs 227.7 millimeter in 2022), resumption of Narra mine operations and low base effect from the near-depletion of Molave mine. In turn, materials moved jumped by 31% from 169.2 million bank cubic meters (MBCM) to 220.9 MBCM.

Total production was almost evenly split between Molave (51%) and Narra (49%) mines.

Molave's slightly higher average strip ratio (13.4 vs Narra's 12.8) stemmed from increased activity across more coal blocks.

Full-year actual strip ratio (13.1) was slightly higher than the initial 2023 guidance of 12.83, as mudflow in Molave South Block 6 prevented the full stripping of materials in the area.

- **Low inventory.** Total coal inventory dropped by 10% from 2.0 MMT to 1.8 MMT on lower third-quarter production and stronger China demand in the fourth quarter.

With record exports, commercial-grade coal inventory plummeted by 78% from 1.1 MMT to 0.2 MMT.

Power

Standalone power segment revenues jumped by 20% from Php 20.40 billion to Php 24.40 billion on improved plant availability. Core EBITDA climbed faster than topline from Php 8.22 billion to Php 10.50 billion (+28%), mostly from lower replacement power purchases.

Net income grew by 55% from Php 3.86 billion to Php 5.98 billion on higher gross generation and sales volume amid normalizing market prices.

Excluding nonrecurring items, core net income accelerated by 50% from Php 4.02 billion to Php 6.04 billion. Nonrecurring items pertain to an additional loss of Php 57 million, which was recognized in relation to the planned sale of the two 25MW gas turbines in 2023, while the Php 156 million pertains to asset write-down for said turbines, which were previously reclassified as Assets Held for Sale.

Net of intercompany eliminations, reported net income went up by 31% from Php 7.46 billion to Php 9.90 billion.

To further elaborate on the segment's results:

- **Better plant availability.** Overall plant availability improved from 62% to 81% on reduced outage days (279 days vs 552 days), following the commercial operations of SCPC Unit 2 on October 9, 2022.

SCPC and SLPGC reported contrasting results, with the former more than doubling (107%) its plant availability (from 44% to 91%) because of fewer outage days (from 411 to 68). Meanwhile, SLPGC plant availability contracted from 81% to 71% on increased outage days (from 141 to 211).

Total average capacity, based on running days, slipped by 5% from 706 MW to 672 MW on the occasional deration of SCPC Unit 2 and SLPGC Unit 1.

- **Improved output and sales.** With higher plant availability, total gross generation surged by 31% from 3,735 gigawatt hours (GWh) to 4,890 GWh. SCPC accounted for 65% of total output (versus 46% last year).

Increased plant output led to a 265-percent expansion in total power sales from 3,596 GWh to 4,515 GWh. Bulk (68%) of the volume sold went to the spot market, from 52% last year.

Total spot sales soared to a record high of 3,076 GWh, up by 64% from 1,881 GWh because of higher plant output and uncontracted capacity. Combined spot market exposure (excluding variable station service) grew by 61% from 298.85 MW (beginning-2022) to 480.75 MW (beginning-2023).

Station service pertains to the electricity produced by the plant that is used within the facility to power the lights, motors, control systems and other auxiliary electrical loads that are necessary for plant operation.

Conversely, BCQ sales declined by 16% from 1,715 GWh to 1,439 GWh, as contracted capacity at the beginning of the periods slightly declined from 194.35 MW (beginning-2022) to 189.15 MW (beginning-2023).

- **Normalizing selling price.** Overall average selling price (ASP) dipped by 5% from Php 5.67/kilowatt hour (kWh) to Php 5.40/kWh mainly due to lower WESM prices, cushioned by better ASP for BCQ sales.

BCQ ASP rose by 19% from Php 3.71/kWh to Php 4.41/kWh, driven by a new SLPGC contract with higher pricing, and 2022 SCPC contracts with fuel pass-through provisions (covering 13% of its contracted capacity). Meanwhile, spot market ASP declined by 21% (Php 7.46/kWh to Php 5.87/kWh) due to wider grid supply margins and lower fuel costs.

- **Better contracted capacity.** As of December 31, 2023, more than a third (34% or 238.2 MW) of the power segment's dependable capacity (710MW) has been contracted. Contracted capacity grew by 26% over the twelve-month period, from 189.15 MW.

Majority (53%) of the contracted capacity is under SCPC, aligning with Management's guidance to contract approximately half of the dependable capacity.

Excluding variable station service requirements (58.7 MW), the segment has 413.10 MW available for spot sales.

- **Lower spot purchases.** Total spot purchases dropped by 59% from Php 1.76 billion to Php 721 million, owing to improved plant availability and lower spot prices.

The power segment was a net seller to the spot market by 2,973 GWh (vs 1,656 GWh in 2022).

SMPC's standalone net income decreased by 30% from Php 39.87 billion to Php 27.93 billion.

II. **DMCI Project Developers Inc. (DMCI Homes)**

Profit contribution from the real estate business increased by 5% to Php 4.68 billion from Php 4.47 billion because of higher forfeitures, rentals and finance income. A one-time gain from the sale of land for the Fortis Residences joint venture project also bolstered results.

Excluding the nonrecurring gain, DMCI Homes' core net income edged higher (+2%) from Php 4.47 billion to Php 4.57 billion.

The following further explains the company's results:

- **Double-digit topline decline.** Total revenues declined by 12% from Php 21.92 billion to Php 19.25 billion on slower revenue recognition for real estate projects, cushioned by higher revenues from construction services (for joint venture projects), property management and elevator maintenance. Real estate development accounted for 95% of total revenues (versus 97% last year).

Revenues from ongoing accounts (net of previously cancelled accounts) dropped to 67% of total revenues (versus 72% last year), owing to a slowdown in sales since the COVID-19 pandemic began. Among ongoing projects, Kai Garden Residences (2017), Aston Residences (2018), Fairlane Residences (2018), Prisma Residences (2017) and The Crestmont (2019) were the top revenue contributors.

Revenue reversals attributable to sales cancellations grew by 24% from Php 2.75 billion to Php 3.41 billion, after bulk buyers from Mainland China cancelled their Prisma Residences unit purchases. Reversals from cancellations significantly decreased each quarter: Php 1.19 billion in Q1 2023, Php 881 million in Q2 2023, Php 773 million in Q3 2023 and Php 572 million in Q4 2023.

Meanwhile, revenues from newly-recognized accounts improved to 51% (versus 41% last year) amid sales recovery. Top revenue contributors under newly-recognized accounts are: Allegra Garden Place (2019), Satori Residences (2018), Alder Residences (2020) and Prisma Residences (2018).

Construction revenues from joint venture projects accelerated by 32% from Php 420 million to Php 557 million, with the addition of Fortis Residences to Sonora Garden Residences. Revenues from property management, hotel operations and elevator maintenance expanded by 12% from Php 344 million to Php 384 million.

- **Cash costs aligned with revenue decline.** Total cash costs receded by 11% from Php 17.62 billion to Php 15.64 billion, mirroring a similar drop in revenues. This reduction was driven by lower direct costs (COS), which fell by 15% from Php 14.95 billion to Php 12.69 billion on slower construction progress.

The COS decline was partially offset by a 10% increase in operating expenses (from Php 2.68 billion to Php 2.95 billion), which was mostly the result of higher digital marketing spending, personnel costs, taxes and licensing fees.

With lower revenue and cash costs, Core EBITDA decreased by 16% from Php 4.29 billion to Php 3.60 billion. Consequently, core EBITDA margin saw a slight decrease from 20% to 19%.

- **Improved net margin.** Although Core EBITDA margin slightly thinned, core net income margin improved from 20% to 24% and reported net income (RNI) margin expanded from 21% to 25% because of higher contributions from other and finance incomes.

Other income jumped by 37% from Php 1.65 billion to Php 2.26 billion because of increased forfeitures and rentals, driven by the company's rent-to-own (RTO) program ("Home Ready"). Full-lease payments from Home Ready transactions were booked in other income.

Net finance income (net of finance costs) soared by 81% from Php 259 million to Php 471 million, owing to higher interest earnings from in-house financing. In compliance with IFRS 15, finance costs from accounts that are pending recognition are capitalized.

A nonrecurring gain of Php 106 million was also recognized from the sale of land to JV company DMC Estate Development Ventures, Inc. (EDVI) for the development of Fortis Residences.

The company also reported the following operational highlights:

- **Continued sales recovery.** Total units sold (including closed sales and reservations) increased by 8% from 7,701 to 8,284. While this marks the highest level since the pandemic, it remains 22% below the pre-pandemic level of 10,628 (2019).

The year-on-year sales recovery was driven by a 25-percent increase in residential unit sales (from 4,326 to 5,387 units). However, this growth was partially offset by a 14% contraction in parking unit sales (from 3,375 to 2,897), as the Solmera Coast project does not offer parking slots. Top-selling projects included Solmera Coast, Anissa Heights, Sage Residences and Allegra Garden Place.

Newly-launched projects Solmera Heights (August 2023) and Anissa Heights (November 2023) accounted for 37% of total residential sales. By the end of the period, 75% of Anissa Heights and 80% of Solmera Coast's inventories had been sold.

- **Better selling prices.** Average selling price (ASP) per square meter went up by 12% from Php 125,000 to Php 139,000, while ASP per unit moderated by 9% from Php 6.82 million to Php 6.24 million, following the company's entry to the microflat segment (Anissa Heights) and sale of smaller-cut units (Solmera Coast and Sage Residences).

Located in Pasay City, Anissa Heights provides affordable, compact units (16 sqm to 27.5 sqm) in the Php 3 million to Php 3.4 million range. Sage Residences is for urban professionals seeking a prime location (Mandaluyong City), while Solmera Coast serves as a leisure condotel investment opportunity.

- **Higher sales value.** Increased unit sales and better selling prices translated to a 12-percent increase in total sales value, from Php 32.1 billion to Php 35.9 billion – the highest in four years.
- **New project formats launched.** Four projects were launched in 2023: Calinea Tower (Caloocan City), Mulberry Place 2 (Taguig City), Solmera Coast (San Juan, Batangas) and Anissa Heights (Pasay City). These projects had a combined sales value of Php 35.6 billion, slightly below (-7%) the Php 38.2 billion generated from projects launched the previous year.

Solmera Coast offers a beachfront leisure experience, while Anissa Heights targets first-time buyers, young professionals, students, investors and downsizers with its microflats.

- **Slowing sales cancellations.** Sales cancellations for residential units (closed sale over total units sold) awaiting revenue recognition (threshold less than 14.5%) declined from 18% to 13%, owing to higher sales and fewer cancellations. At 13%, it fared slightly above pre-pandemic (2019) level of 12%, mainly because of less residential units sold (5,387 units vs. 6,283 units in 2019).
- **More unbooked revenues.** Unbooked revenues rose by 8% from Php 64.9 billion to Php 69.9 billion, fueled by a rebound in total sales value and the launch of seven projects over the past two years. The seven projects had a combined sales value of Php 73.8 billion.
- **Higher inventory.** Total inventory expanded by 30% from Php 57.4 billion to Php 74.9 billion because of double-digit increases in both pre-selling and Ready-for-Occupancy (RFO) units. Bulk (75%) of the total inventory are pre-selling units, which include residential and parking.

Excluding joint venture projects, inventory went up by 42% from Php 43.4 billion to Php 61.5 billion.

Pre-selling inventory surged by 35% from Php 41.8 billion to Php 56.5 billion, following the launch of Calinea Tower, Mulberry Place 2, Solmera Coast and Anissa Heights.

RFO inventory rose by 19% from Php 15.5 billion to Php 18.4 billion due to the completion of The Atherton, Satori Residences, The Orabella, Infina Towers, Brixton Place, Prisma Residences and Verdon Parc.

- **Ample land bank.** Total land bank shrunk by 10% from 217.9 hectares to 196.9 hectares due to the development of a leisure project in Batangas, coupled with the acquisition of a 2.3- hectare property in Mindanao.

Land bank in Luzon declined by 24% or 23.3 hectares following the launch of Solmera Coast, while land bank in Mindanao grew threefold (209%) from 1.1 hectares to 3.4 hectares. Metro Manila and Visayas land bank were unchanged at 111.9 hectares and 3.4 hectares, respectively.

Total land bank remains concentrated in Metro Manila (57%) and Luzon (38%), with smaller portions in Visayas (3%) and Mindanao (2%).

- **Flattish CAPEX.** Capital spending was largely unchanged (+1%) from Php 15.80 billion to Php 15.90 billion, majority (92%) of which was spent on construction activities. Construction spending grew by 5% from Php 13.96 billion to Php 14.63 billion, whereas expenditures on land banking activities contracted by 41% from Php 1.53 billion to Php 906 million.
- **Healthy financial position.** Net debt-to-equity ratio slightly declined from 1.03x to 0.93x, as net debt rose by 3% from Php 32.21 billion to Php 33.02 billion to finance capital expenditures. Meanwhile, balance sheet remained robust with an interest coverage ratio of 3.0x, down from 3.6x.

At the standalone level, reported net income increased by 4% from Php 4.55 billion to Php 4.73 billion. Excluding nonrecurring gain from land sale to EDVI, core net income was mostly stable (+2%) from Php 4.55 billion to Php 4.63 billion.

III. **Maynilad Water Services, Inc. (Maynilad)**

Reported net income contribution from the water business rose by 42% from Php 1.42 billion to Php 2.06 billion, buoyed by stronger operating results, increased rates and the recognition of other income.

Excluding nonrecurring items, core net income contribution strengthened by 45% from 1.47 billion to Php 2.09 billion. DMC's share in nonrecurring items amounted to a Php 28 million loss in 2023, owing to foreign exchange fluctuations and donations. Meanwhile, loan prepayment fees, severance pay, donations and miscellaneous items amounted to a nonrecurring loss of Php 47 million in 2022.

To explain the company's standalone performance:

- **Double-digit topline growth.** Total revenues swelled by 19% from Php 22.88 billion to Php 27.32 billion on the back of improved billed volume, customer mix and average effective tariff, boosted by government tax collection.
- **Better EBITDA margins.** Core EBITDA rallied by 32% from Php 13.32 billion to Php 17.61 billion, with margin expanding from 58% to 64%. This was mainly attributable to improved topline, slower growth in total cash costs and recognition of other income, muted by higher provisioning for credit losses.

Total cash costs grew slower (+17%) than topline (+19%) from Php 8.62 billion to Php 10.09 billion, primarily from lower light and power expenses and milder increase in personnel costs, tempered by higher outside services, water treatment chemical costs, repairs and maintenance and cross-border water purchases.

Provisions accelerated by 281% from Php 170 million to Php 648 million on increased provisioning for potential losses from unpaid debts deemed uncollectible during the period.

Meanwhile, other income reversed from an expense of Php 771 million to an income of Php 1.02 billion owing to higher interest income and provision reversals for water service interruption penalties in 2022.

- **Record billed volume.** Billed volume went up by 2% from 526.9 million cubic meters (MCM) to 538.5 MCM, marking the highest level in the company's history. The uptick was driven by record water production and higher non-domestic demand, along with the reactivation and reconnection of delinquent accounts.
- **Improving customer mix.** Non-domestic billed volume increased from 17.3% to 18.4%, driven by accelerating economic activity. In contrast, the share of domestic billed volume declined from 82.7% to 81.6%. This represents the most favorable customer mix in four years, following the achievement of a 20.0% non-domestic share in 2019.
- **Adjusted tariff.** Average effective tariff rose by 14% from Php 42.11 to Php 48.12 because of the staggered implementation of the Metropolitan Waterworks and Sewerage System (MWSS) – approved basic rate adjustment last January 1, 2023 and more favorable customer mix.
- **Higher noncash items.** Depreciation and amortization expenses increased by 11% from Php 2.95 billion to Php 3.27 billion owing to additional capex projects completed during the year. Capex disbursements reached Php 26.0 billion in 2023, up by 87% from last year.
- **Wider profit margin.** Net income margins expanded from 26% to 33% on faster EBITDA growth amid slower rise in noncash items, net finance costs and income tax provisions.

The company also reported the following operational and financial highlights:

- **Best-ever water production.** Total water production increased by 2% from 756.2 million cubic meters (MCM) to a record-breaking 774.8 MCM. Higher raw water supply from Angat Dam, increased cross-border water purchases, the activation of the "NEW WATER" treatment plant in Parañaque and the use of deep wells accounted for the uptrend.
- **Stable water losses.** Average non-revenue water (NRW) stood at 30.5%, slightly higher than last year (30.4%) because of improved production. End-of-period NRW dropped by 5% from 32.1% to 30.4%, largely attributable to higher billed volume and continuous NRW-reduction initiatives and projects, i.e. leak repairs and pipe replacement.
- **Expanded coverage and availability.** Water service coverage slightly grew from 94.6% to 94.8%, as the number of water service connections (WSCs) increased from 1,522,992 to 1,532,463. In effect, served population widened by 3% from 10.0 million to 10.3 million. 24-hour availability likewise improved from 92.7% to 97.5% because of higher water production.

Sewer service coverage rose to its highest level on aggressive infrastructure spending, expanding from 22.6% to 30.7%. This translated to a 40-percent increase in served population from 2.3 million to 3.1 million.

At the standalone level, Maynilad set a new profit record of Php 9.01 billion, 53-percent higher than the Php 5.88 billion net income reported last year. Excluding nonrecurring items, core net income surged by 51% from Php 6.05 billion to Php 9.12 billion.

For 2023, nonrecurring items included net foreign exchange losses (Php 39 million) and donations (Php 95 million). Meanwhile, 2022 nonrecurring items largely pertain to loan prepayment fees (Php 138 million), miscellaneous expenses (Php 47 million), severance pay (Php 45 million), donations (Php 29 million) and foreign exchange gains (Php 23 million).

IV. DMCI Power Corporation (DMCI Power)

The off-grid energy business delivered its highest-ever net income contribution, surging by 29% from Php 742 million to Php 959 million on the back of record sales volume and wider profit margins.

The synchronization of the Palawan thermal plant, which used more affordable fuel, resulted to lower topline, yet wider profit margins. Consequently, core EBITDA surged by 25% from Php 1.27 billion to Php 1.59 billion.

Key drivers behind its remarkable financial performance include:

- **Record capacity, output and dispatch.** The additional of an 8MW diesel plant in Masbate (January 2023) and a 15 MW thermal plant in Palawan (July 2023) boosted total installed capacity by 17% from 136.4 gigawatt hours (GWh) to an all-time high of 159.8 GWh.

With this, total gross generation climbed by 7% from 447.3 GWh to a record 479.7 GWh, fueling a 6-percent increase in sales volume from 426.0 GWh to a historic high of 452.6 GWh.

Palawan sales represented 79% of the total sales increase, after recording a dispatch growth of 12% from 178.8 GWh to 200.2 GWh. This upswing was driven by stronger economic activities and expanded capacity in the area. Meanwhile, Masbate saw a 6-percent rise in sales from 147.7 GWh to 156.1 GWh, supported by similar factors. On the other hand, sales in Oriental Mindoro slipped by 3% from 99.4 GWh to 96.2 GWh, amid higher availability of renewable energy and conventional power sources.

While Palawan continued to lead in sales, its contribution to total sales edged up from 42% to 44%. Contributions from Masbate and Oriental Mindoro adjusted slightly, moving to 34% (from 35%) and 21% (from 23%), respectively.

- **Normalizing selling prices.** Overall ASP slipped by 7% from Php 17.5/KWh to Php 16.4/KWh, reflecting the cumulative impact of lower coal, bunker, and diesel costs amid stabilizing global

energy prices. This downtrend was magnified by the August 15 commercial operations of the 15MW Palawan thermal plant, which charged a lower tariff.

In line with market indices, coal expenses plummeted by 43% from Php 11.8 to Php 6.7 per kilogram. Bunker fuel prices dipped by 3% from Php 46.1 to Php 45.0 per liter, while diesel prices remained relatively stable (-1%) at Php 56.2 from Php 56.9 per liter.

- **Flat topline and healthier margins.** Total revenues was mostly flat (-1%) from Php 7.47 billion to Php 7.41 billion, as higher dispatch offset the effect of weaker ASP.

Total cash costs declined at a faster pace (-6%) than topline from Php 6.20 billion to Php 5.82 billion because of lower fuel costs, which was significantly influenced by the operations of the Palawan thermal plant.

Income tax provisions dropped by 12% from Php 142 million to Php 125 million, with the granting of income tax holidays (ITH) to the Masbate hybrid diesel plants, as well as the Palawan 15MW thermal plant.

The Masbate thermal plant's ITH will expire in September 2024, while the 8MW hybrid diesel plant's ITH will run until January 2029. The Palawan thermal plant's four-year ITH will end in August 2027.

As a result, the core EBITDA margin improved from 17% to 21%, and the net margin increased from 10% to 13%.

- **Higher noncash items and finance costs.** Depreciation and amortization increased by 10% from Php 337 million to Php 370 million, following the synchronization of the 8MW Masbate diesel plant and the 15MW Palawan thermal plant.

Meanwhile, net finance costs (net of income) more than tripled (208%) from Php 49 million to Php 152 million on the combined effect of elevated interest rates and higher borrowing costs associated with the additional 23MW capacity installed in Palawan and Masbate. As of December 31, 2023, 70% of the total loans payable were subject to floating interest rates.

The company also reported the following operational and financial highlights:

- **Stable market share.** Market shares in Masbate and Palawan stayed the same at 100% and 52%, respectively. The company remains the sole power provider in Masbate while slower demand in Palawan limited its diesel plant operation. Oriental Mindoro market share fell from 26% to 22% on better availability of both the renewable and conventional plants in the area.
- **Healthy financial position.** Net debt-to-equity ratio decreased from 139% (end of December 2022) to 105% (end of December 2023), as net debt contracted by 17% from Php 5.37 billion to Php 4.45 billion on continuing loan amortization without additional availment.
- **Less capital expenditures.** Capital investments plunged by 54% from Php 1.89 billion to Php 860 million, following the completion of two expansion plants.

The 15MW Palawan thermal plant and 8MW Masbate diesel plant accounted for 66% of the 2023 capex, a decrease from 81% the previous year. The rest of the capex was spent on regular plant maintenance activities and downpayment for the purchase of additional generating units.

At the standalone level, DMCI Power recorded a 28-percent upturn in reported net income from Php 742 million to Php 946 million, its highest-ever. No nonrecurring items were recognized in either period.

V. DMCI Mining Corporation (DMCI Mining)

The nickel mining business posted weaker results, with net income contribution declining by 49% from Php 1.29 billion to Php 655 million because of lower selling prices and increased costs stemming from record-high shipments.

Standalone core EBITDA plunged by 37% from Php 2.19 billion to Php 1.38 billion, reducing margins from 58% to 41%.

Further details on the results include:

- **Weaker topline.** Total revenues dropped by 11% from Php 3.79 billion to Php 3.39 billion, as lower selling prices muted the impact of record shipments.
- **Elevated cash costs.** Total cash costs accelerated by 25% from Php 1.60 billion to Php 2.00 billion, resulting from higher production cash costs (COS).

COS expanded by 36% from Php 749 million to Php 1.02 billion on higher expenses related to shiploading, fuel consumption and labor as a result of increased shipments.

Operating expenses grew by 15% from Php 854 million to Php 985 million on higher BNC spending on environmental, mechanical and administrative support, and excise taxes, along with increased ZDMC spending for environmental and social development activities.

In turn, total cash costs per wet metric ton (WMT) rose by 4% from US\$ 20.5 to US\$ 21.3.

- **Higher noncash items.** Increased nickel ore shipments led to a 29-percent rise in amortization costs from Php 488 million to Php 628 million, boosted by higher depreciation costs from the acquisition of additional mining equipment. Under Philippine Accounting Standards (PAS) 16, shipments are amortized based on a mine's available reserves.
- **Thinner margins.** Net income margin narrowed from 36% to 18% on the combined effect of a weaker topline, elevated cash and non-cash expenses, lack of net foreign exchange gains, and a reduced provision for income taxes.

Additionally, other income fell by 27% from Php 122 million to Php 89 million on account of a stabilizing US\$:Philippine Peso exchange rate. This year, the company reversed a Php 90 million provision for long-outstanding operating costs incurred as a mining operator for another company from 2007 to 2014.

Provision for income tax dropped by 52% from Php 444 million to Php 211 million on lower taxable income.

The company also reported the following operational and financial highlights:

- **Expanded production.** Total production advanced by 65% from 1,031,000 WMT to 1,705,000 WMT, following an expansion in ZDMC's mining capacity and the acquisition of additional mining equipment in 2022.

ZDMC secured the necessary Environmental Compliance Certificate (ECC) to boost its nickel ore production from 1 million metric tons to 2 million metric tons, effective January 2023.

- **More stockpile.** Total ending inventory more than doubled (141%) from 54,000 WMT to 130,000 WMT, owing to a 230-percent increase in ZDMC stockpile from 33,000 WMT to 109,000 WMT. BNC stockpile remained at 21,000 WMT, which is below the standard shipment size of 50,000 WMT.

With improved production capacity, ZDMC was able to sustain its stockpile above 100,000 WMT this year (157,000 WMT in Q1, 110,000 WMT in Q2 and 153,000 WMT in Q3).

- **Record shipments.** Total shipments rallied by 16% from 1,449,000 wet metric tons (WMT) to a historic level of 1,680,000 WMT, driven by improved ZDMC production and stockpile.
- **Lower selling prices.** Average selling price (ASP) tapered by 14% from US\$ 42/WMT to US\$36/WMT on weak market prices. While this aligned with the LME nickel price decline, it significantly outperformed the Philippine FOB trend.

Average yearly LME Nickel price contracted by 15% from US\$ 25,638/ton to US\$ 21,733/ton, while the Philippine FOB price for 1.30% grade ore declined even faster (-31%) from US\$39/WMT to US\$27/WMT.

- **Net cash position.** The company maintained its net cash position despite its weaker performance this year. Net debt-to-equity ratio improved from -0.17 to -0.12 after paying Php 667 million in dividends to shareholders and capital spending of Php 169 million. Debt level was unchanged at Php 350 million for both periods.
- **Reduced capital expenditures.** Committed capital spending fell by 38% from Php 459 million to Php 283 million owing to lower mining equipment requirements amid ongoing permitting of mining assets.

At the standalone level, reported net income plunged by 54% from Php 1.36 billion to Php 623 million. No nonrecurring item was recognized during both periods.

VI. D.M. Consunji, Inc. (DMCI)

The construction business contributed Php 573 million in reported net income, 9% lower than Php 630 million last year mostly from reduced construction activity. Excluding nonrecurring items, core net income contribution slipped by 2% from Php 587 million to Php 573 million.

To further explain its performance:

- **Weaker topline.** Total revenues declined by double-digits (15%) from Php 19.50 billion to Php 16.51 billion owing to the near-completion of major projects and fewer new infrastructure contracts.

Revenues from Building contracts rose by 7% from Php 8.59 billion to Php 9.20 billion, mainly coming from Maynilad projects. Joint Venture project revenues increased by 4% from Php 3.04 billion to Php 3.17 billion on improved construction accomplishments and low base effect following delays and re-scoping of North South Commuter Railway Project Contract Package 01 (NSCR CP-01) project last year.

Meanwhile, revenues from the Infrastructure unit plunged by 62% from Php 6.38 billion to Php 2.43 billion with the absence of new major contracts. Project support revenues grew by 15% from Php 1.49 billion to Php 1.71 billion because of increased activity in NSCR CP-01.

The Building unit, which includes buildings, energy, plant and utilities projects, accounted for 56% of the revenues (versus 44% last year), followed by Joint Venture projects at 19% (from 16% last year), Infrastructure unit at 15% (from 33% last year) and Project Support at 10% (from 8% last year).

- **Cash costs mirror topline.** Total cash costs moved in line with revenues, dropping by 15% from Php 17.62 billion to Php 14.92 billion on reduced activity from fewer ongoing projects.

Operating expenses fell by 14% from Php 514 million to Php 441 million, attributable to lower retirement expense caused by a realignment of the projection rate, along with lower business permit expenses tied to decreased taxable revenue.

- **Lower noncash expenses.** Noncash items decreased by 12% from Php 794 million to Php 698 million, largely driven by a rise in fully depreciated assets, resulting from reduced project requirements in prior years.
- **Stable margins.** EBITDA margin was unchanged during both periods (10%), as a proportionate decline in both revenue and cash costs offset each other. Standalone net income margin saw a slight increase from 4% to 5% on the combined effect of higher other income, improved net finance income and reduced income tax provisions.

Other income surged by 347% from Php 19 million to Php 87 million, propelled by a foreign currency adjustment after the revaluation of joint venture financial statements (Php 39 million). This increase was further supported by management fees (Php 17 million) and rental income (Php 1.7 million).

Net finance cost of Php 22 million shifted to net finance income (Php 10 million) on debt pay-down and increase in cash position.

The company also reported the following operational and financial highlights:

- **Order book recovery.** Total order book expanded by 19% from Php 35.2 billion to Php 41.9 billion, following the awarding of Php 20.2 billion in new projects.

These projects include the South Commuter Railway Project Contract Package 02 (a joint venture with Acciona Construction Philippines), St. Luke's Medical Center (New Hospital Building), pipelaying works in Muntinlupa, University Hall and Razon Hall in the De La Salle University Laguna Campus, an 88 MLD Water Reclamation Facility in Las Piñas City, the Levi Mariano Pumping Station and Reservoir in Taguig City among others.

- **Higher capital expenditures.** Capital spending surged by 68% from Php 227 million to Php 382 million due to the acquisition of new heavy equipment to support ongoing projects.
- **Net cash position.** Debt-to-equity ratio improved from -0.2x to -0.6x after a reduction in debt (from Php 222 million to zero), the collection of retention receivables from infrastructure projects (Php 1.59 billion), and a down payment from a new project (Php 2.93 billion).

At the standalone level, reported net income fell by 9% from Php 863 million to Php 783 million. Excluding nonrecurring items, core net income declined by 7% from Php 815 million to Php 757 million. Nonrecurring items pertain to gain on sale of equipment, which amounted to Php 26 million in 2023 and Php 48 million in 2022.

Intercompany eliminations slowed by 12% from Php 294 million to Php 258 million, associated largely with the construction of various water projects for Maynilad, a DMCI Holdings affiliate.

CAPEX

In 2023, total committed capital spending increased by 8% from Php 38.0 billion to Php 41.2 billion, mostly the result of increased Maynilad spending on water and wastewater projects.

Excluding Maynilad, the DMCI Group capex contracted by 5% from Php 22.7 billion to Php 21.5 billion because of lower DMCI Power spending, following the completion and synchronization of its 15MW Palawan thermal plant in August 2023.

In Php billions	2023	2022	Change	2024F	2023	Change
DMCI	0.4	0.2	100%	0.3	0.4	-25%
DMCI Homes	15.9	15.8	1%	17.0	15.9	7%
SMPC	4.0	4.3	-7%	7.0	4.0	75%
DMCI Power	0.9	1.9	-53%	2.3	0.9	156%
DMCI Mining	0.3	0.5	-40%	1.1	0.3	267%
Maynilad*	19.7	15.3	29%	31.4	26.0	21%
Total	41.2	38.0	8%	59.1	47.5	24%

**Maynilad 2024F vs 2023 based on capex disbursement*

Looking ahead to 2024, total capital expenditures are expected to expand to Php 59.1 billion, as Maynilad earmarks P31 billion to meet its water and wastewater service obligations. This is the biggest capital investment for the company since the 1997 privatization of water services in Metro Manila.

Excluding Maynilad, the DMCI Group capex is expected to increase by 29% from Php 21.5 billion to Php 27.7 billion. This growth is attributed to a series of strategic initiatives, including reflecting and exploration activities in the coal and nickel businesses, the construction of a 2x8MW bunker power plant in Palawan, wind power projects on Semirara Island, and the completion of ongoing DMCI Homes projects.

Outlook and Updates

For 2024, the DMCI Group expects market conditions to be challenging as slowing global economic growth, particularly in China, could dampen demand, and ultimately the commodity prices, for coal and nickel.

Elevated interest rates and high inventories will keep construction and real estate demand subdued, as buyers and developers adopt a more cautious approach in their investment decisions.

Utilities, specifically power and water, should benefit from a controlled inflation rate and a gradual stabilization in fuel and raw material costs, which can strengthen operating profit margins.

To counter market headwinds, the DMCI Group intends to optimize costs, improve productivity and generate value from its integrated operations, shared expertise and strong financial position.

Additionally, the DMCI Group is setting its sights on strategic investments such as renewable energy, leisure properties and joint ventures in its core businesses to diversify its revenue streams and address changing consumer preferences. To elaborate:

DMCI: With the demand for office and commercial spaces continuing to show sluggish growth, the company will shift its focus towards resilient and emerging areas such as infrastructure and industrial projects.

These include Overseas Development Assistance (ODA)-funded contracts, public-private partnership projects, government infrastructure initiatives and private sector industrial projects.

DMCI Homes: Sales and reservations are unlikely to return to pre-pandemic levels owing to steep loan rates, market oversupply and weak consumer confidence. However, new product formats like leisure (Solmera Coast) and microflats (Anissa Heights) could drive demand from underserved markets.

More joint venture (JV) projects are in the pipeline to maximize partner synergies and reduce financial risks. In February 2024, the company launched The Valeron Tower with Marubeni Corporation, a transit-oriented mixed-use development poised to transform the urban landscape of Pasig City.

SMPC: With coal and electricity prices stabilizing at what appears to be their "new normal," the company is concentrating on achieving its production (16 MT), shipment (15.5 MMT) and plant availability (83%) targets for the year.

The power segment could provide some upside once SCPC Unit 2's dependable capacity returns to 300MW by the second quarter of 2024. This increase is contingent on the successful rewinding and swapping of its generator in the first quarter of the year.

DMCI Power: The company is expected to reach a new earnings milestone (Php 1 billion) this year on the back of increased demand and additional capacity (42.48 MW), which would increase its total installed capacity by 27% to 202.2 MW.

Upcoming projects include a 12MW wind energy project on Semirara Island, a 16.6MW bunker power plant in Palawan, an 8.8MW bunker power plant in Masbate, and a 4MW solar project also in Masbate. The growth of its renewable energy portfolio will depend on the success of its wind and solar projects with an aggregate capacity of 16MW.

DMCI Mining: Despite increased investments in clean energy, global demand and prices are expected to decline due to sluggish global trade, challenges in China's property sector, a slowdown in the electric vehicle market and rising production in Indonesia, combined with increased supply of the metal worldwide.

Amid this slowdown in demand, the company is focusing on increasing its shipments to 2 million metric tons and securing the required permits to open a new mine in Palawan by the second half of 2024. Preparations are also underway to open a new site in Zambales by the second quarter of 2024.

Maynilad: Declining inflation and the rebound of tourist arrivals to pre-pandemic levels could bolster both residential and commercial demand, while supply should continue to improve on the back of aggressive infrastructure spending and supply augmentation measures.

Average effective tariff is likewise expected to improve given the shift in customer mix towards non-domestic customers and the approval of a rate hike by the Metropolitan Waterworks and Sewerage System (MWSS) effective January 1, 2024.

Explanation of movement in consolidated income statement accounts

Revenue

Consolidated revenue for 2023 decline by 14% from P142.6 billion to P122.8 billion due to lower commodity prices coupled with fewer construction projects and lower percentage-of-completion of its real estate developments.

Cost of Sales and Services

From P68.5 billion in 2022, cost of sales and services decreased marginally by 2% cost of sales related to real estate and construction softened. As a result, gross profit margin declined to 45% in 2023 from 52% of the previous year.

Operating Expenses

Government royalties for the year amounted to P10.7 billion, a 33% drop from P16.0 billion the previous year due to lower profitability of the coal business. Excluding government royalties, operating expenses incurred increased by 10% to P10.0 billion due mainly to higher repairs and maintenance, outside services, and marketing and advertising expenses.

Equity in Net Earnings

Equity in net earnings of associates increased by 42%, from P1.5 billion to P2.1 billion in 2023 and 2022, respectively, as a result of higher income take up from Maynilad.

Finance Income - net

Consolidated finance income (net) income increased by 511% due mainly to higher amount of placements during the period with better interest rates.

Other Income (Expense) - net

Other income (net) slightly increased by 4% due to the higher sales forfeitures and cancellation fees and fly ash sales during the year.

Provision for Income Tax

Lower taxable income resulted to a 9% drop in the consolidated provision for income tax (both current and deferred) during the year. Income tax in 2022 includes the accrual of the income tax expense amounting to P897 million for 2020 is in relation to the deferral of the Molave mine's income tax holiday.

II. CONSOLIDATED FINANCIAL CONDITION

December 31, 2023 (Audited) vs December 31, 2022 (Audited)

The Company's financial condition for the year improved as total assets reached P248.0 billion, a 3% increase from December 31, 2022. Meanwhile, consolidated stockholders' equity increased by 4% to Php 137.4 billion following the dividend declaration during the year.

Consolidated cash balance increased by 13% from P28.4 billion in December 31, 2022 to P32.2 billion in December 31, 2023 as a result of collection of construction receivables and net loan availment which was offset by the higher dividend payment during the year.

Receivables decreased by 13% from P26.8 billion to P23.3 billion in 2023 mainly due to lower coal sales and collection of construction receivables.

Contract assets (current and non-current) amounting to P30.1 billion in 2023 is higher by 4% versus the previous year due to higher accomplishments on the real estate and construction businesses.

Consolidated inventories increased by 10% in 2023 from P61.5 billion to P67.9 billion following higher construction costs incurred on ongoing residential projects, as well as higher coal inventory and spare parts.

Other current assets increased by 17% to P12.8 billion which comprised mainly of creditable withholding taxes, prepaid expenses and recoverable deposit.

Investments in associates and joint ventures grew by 5%, reflecting the net impact of the income take-up and dividends received from Maynilad.

Right-of-use assets grew by 20% due to the additional office space leased during the year.

Property, plant and equipment stood at P53.7 billion from P57.6 billion last year as depreciation expense more than offset the capital expenditures in 2023.

Exploration and evaluation assets increased by 29% due to the relevant engineering studies conducted for the nickel mining segment.

Pension assets and remeasurements on retirement plans (under equity) decline by 2% and 8%, respectively. Meanwhile, pension liabilities grew by 125% in 2023. The movements in these accounts were mainly due to the effects of the differences between the actual results and previous actuarial assumptions.

Deferred tax assets increased by 66% versus the previous year, from P0.55 billion to P0.92 billion due to the reversal of deferred tax liability arising from the taxable temporary difference on unrealized foreign exchange gains.

Other noncurrent assets expanded by 11% due mainly to the long-term advances and deposits to suppliers.

Accounts and other payables, which includes income tax payables, increased by 9% to P31.0 billion mainly due to the accrual of production related expenses and higher government share in profits payable to DOE.

Contract liabilities (current and non-current) grew by 22% from last year to P19.4 billion due to the additional advances from customers.

Liabilities for purchased land declined by 28% in 2023 versus the previous year as the real estate segment pay down the related liabilities.

Total debt (under short-term and long-term debt) from 2022 amounting to P52.6 billion decreased by 6% to P49.5 billion following net loan payments during the year.

Other noncurrent liabilities decreased by 6% due amortization of deferred rent income.

Net accumulated unrealized gains on equity investments designated at FVOCI grew by 33% as fair market value of quoted securities during the year increased.

Consolidated retained earnings stood at P90.8 billion at the end of December 2023, 7% higher from P85.2 billion at the close of 2022 after generating P24.7 billion of net income and payment of P19.2 billion in cash dividends.

Non-controlling interest decreased by 3%, from P29.2 billion in 2022 to P28.4 billion in 2023, as a result of the lower minority share in profits of SMPC.

III. KEY RESULT INDICATORS

The Company and its Subsidiaries (the "Group") use the following key result indicators to evaluate its performance:

- (f) Segment Revenues
- (g) Segment Net Income (after Non-controlling Interests)
- (h) Earnings Per Share
- (i) Return on Common Equity
- (j) Net Debt to Equity Ratio

SEGMENT REVENUES

<i>(in Php Millions)</i>	For the Year		Variance	
	2023	2022	Amount	%
SEMIRARA MINING AND POWER CORPORATION	P76,326	P90,382	(P14,056)	(16%)
DMCI HOMES	19,248	21,911	(2,663)	(12%)
D.M. CONSUNJI, INC.	16,117	18,656	(2,539)	(14%)
DMCI POWER	7,414	7,470	(56)	(1%)
DMCI MINING	3,386	3,789	(403)	(11%)
PARENT & OTHERS	337	392	(55)	(14%)
TOTAL REVENUE	P122,829	P142,600	P19,771	(14%)

The initial indicator of the Company's gross business results is seen in the movements of revenue in each business segment. As shown above, consolidated revenue decreased by 14% primarily due to normalizing commodity and electricity prices and lower construction accomplishments.

CONSOLIDATED NET INCOME AFTER NON-CONTROLLING INTERESTS

<i>(in Php Millions)</i>	For the Period		Variance	
	2023	2022	Amount	%
SEMIRARA MINING AND POWER CORPORATION	P15,780	P22,661	(P6,881)	(30%)
DMCI HOMES	4,569	4,469	100	2%
MAYNILAD	2,090	1,467	623	42%
DMCI POWER	959	742	217	29%
DMCI MINING	655	1,285	(630)	(49%)
D.M. CONSUNJI, INC.	571	587	(16)	(3%)
PARENT & OTHERS	53	(28)	81	289%
CORE NET INCOME	24,677	31,183	(6,506)	(21%)
NON-RECURRING ITEMS	46	(93)	130	149%
REPORTED NET INCOME	P24,722	P31,090	(6,367)	(20%)

The net income (after non-controlling interest) of the Group declined due to lower contributions from its coal and nickel mining segments due to normalizing commodity prices which is cushioned by higher income take up from Maynilad and contribution by the off grid power segment. The non-recurring items primarily pertain to the gain on sale of land, negated by the additional write down of the on-grid power segment's gas turbines.

EARNINGS PER SHARE

Earnings per share (EPS) pertains to how much profits a company makes for each of its common shares. EPS is one of the most common ways to gauge a company's profitability attributable to common shareholders.

The Company's consolidated basic and diluted EPS was P1.86/share for the year ended December 31, 2023, a 20% decline from P2.34/share EPS year-on-year.

RETURN ON COMMON EQUITY

Return on common equity is defined as the amount of net income a company earns relative to the book value of common equity. It is a primary financial metric used by equity investors to determine whether management is efficiently and effectively utilizing the capital that shareholders have provided to generate profits. It is calculated by dividing the net income attributable to common equity shareholders of the parent company divided by the average book value of equity attributable to the equity holders of the parent company. The Company's return on common equity stood at 27% and 33% for the year ended December 31, 2023 and 2022, respectively.

NET DEBT TO EQUITY RATIO

The net debt-to-equity ratio measures to amount of debt financing relative to the equity capital. The ratio tells the Company the amount of risk associated with the way its capital structure is set up. The ratio highlights the amount of debt a company is using to run their business and the financial leverage

that is available to the Company. The net debt-to-equity ratio is calculated by dividing the interest-bearing loans less cash and cash equivalents by total shareholders' equity.

Total borrowings in 2023 stood at P49.5 billion from P52.6 billion in the previous year, which resulted to a net debt-to-equity ratio of 0.13:1 as of December 31, 2023 and 0.18:1 as of December 31, 2022.

FINANCIAL SOUNDNESS RATIOS

	December 31, 2023	December 31, 2022
Gross Margin	45%	52%
Net Profit Margin	30%	34%
Return on Assets	15%	22%
Return on Common Equity	27%	33%
Current Ratio	277%	290%
Net Debt to Equity Ratio	13%	18%
Asset to Equity Ratio	180%	181%
Interest Coverage Ratio	14 times	20 times

PART II--OTHER INFORMATION

1. The Group's operation is a going concern and is expected to remain in business indefinitely.
2. Economic and infrastructure developments in the country may affect construction business; interest rate movements may affect the performance of the real estate industry; mining activities are generally hinged on the demand and supply of the commodities market and is also affected by weather conditions. Businesses that are not affected by known business cyclicity, trends, or other uncertainties would include power generation and water utility.
3. On October 10, 2023, the BOD of the Parent Company approved the declaration of special cash dividends of Php 0.72 per common share or a total of Php 9.56 billion in favor of the common stockholders of record as of October 24, 2023, and was paid on November 9, 2023.
4. On March 29, 2023, the BOD of the Parent Company approved the declaration of (1) regular cash dividends in the amount of Php 0.61 per common share or a total of Php 8.10 billion; and (2) special cash dividends of Php 0.11 per common share or a total of Php 1.46 billion, or a grand total of Php 9.56 billion in favor of the common stockholders of record as of April 17, 2023, and was paid on April 28, 2023.
5. On October 18, 2022, the BOD of the Parent Company declared cash dividends amounting to Php 0.72 special dividends per common share totaling Php 9.56 billion in favor of the stockholders of record as of November 2, 2022, and was paid on November 16, 2022.
6. On April 1, 2022, the BOD of the Parent Company declared cash dividends amounting to Php 0.34 regular dividends per common share and Php 0.14 special dividends per common share totaling Php 6.37 billion in favor of the stockholders of record as of April 19, 2022, and was paid on April 29, 2022.
7. There are no undisclosed material subsequent events and transfer of assets not in the normal course of business that have not been disclosed for the period that the Group has knowledge of;

8. There are no known material contingencies during the interim period; events that will trigger direct or contingent financial obligations that are material to the Group, including any default or acceleration of an obligation has been disclosed in the notes to financial statements.
9. There are no known material off-balance sheet transactions, arrangements, obligations (including contingent obligations), and other relationships of the Group with unconsolidated entities or other persons created during the reporting period.
10. Except for interest payments on loans, which the Group can fully service, the only significant commitment that would have a material impact on liquidity would be construction guarantees. These are usually required from contractors in case of any damage and/or destruction on a completed project.
11. There are no known trend or demand, commitment, event or uncertainty that will result in or have a material impact on the Group's liquidity.
12. The Group does not have any rights offering, issuance of primary shares, granting of stock options, and corresponding plans at this time.
13. All necessary disclosures were made under SEC Form 17-C.

CONSOLIDATED FINANCIAL STATEMENTS FOR THE PERIOD DECEMBER 31, 2022

Full Year 2022 vs Full Year 2021

I. RESULTS OF OPERATIONS

The table below summarizes the performance of DMCI Holdings, Inc. (PSE: DMC), its subsidiaries and associate, also collectively referred to as “the DMCI Group”, for the periods ended December 31, 2022 and 2021.

- D.M. Consunji, Inc. (DMCI), a wholly owned subsidiary, is one of the leading engineering-based integrated construction firms in the country. It operates in two construction segments: buildings and infrastructure. It also has separate business units for joint ventures and project support (i.e., concrete production, steel fabrication and equipment rental).
- DMCI Project Developers, Inc. (DMCI Homes), a wholly owned subsidiary, is one of the leading mid-market segment developers in the Philippines, offering best-in-class amenities and value-for-money properties in Metro Manila and other key urban areas. The company has two ongoing joint venture projects namely, Robinsons Land Corporation (RLC) - DMCI Property Ventures and DMC Estate Development Ventures.
- Semirara Mining and Power Corporation (SMPC), a majority-owned subsidiary (56.65%), is the largest and most modern coal producer in the Philippines. It is the only power generation company in the country that is vertically integrated and runs on its own fuel (coal). Its two wholly owned operating subsidiaries—Sem-Calaca Power Corporation (SCPC) and Southwest Luzon Power Generation Corporation (SLPGC)—provide baseload power to the Luzon and Visayas grids through bilateral contract quantity (BCQ) and the Wholesale Electricity Spot Market (WESM).
- DMCI Power Corporation (DMCI Power), a wholly owned subsidiary, is the largest off-grid energy supplier in the Philippines. It currently operates and maintains thermal, bunker and diesel power plants in parts of Masbate, Oriental Mindoro and Palawan.
- DMCI Mining Corporation (DMCI Mining), a wholly owned subsidiary, extracts nickel ore through surface mining and transports these directly to China and other markets. Currently a single-mine operator, it has nickel assets in Palawan (Berong Nickel Corporation) and Zambales (Zambales Diversified Metals Corporation).
- Maynilad Holdings Corporation, a 27%-owned associate, owns 93% of Maynilad Water Services, Inc. (Maynilad). The largest private water concessionaire in terms of customer base in the Philippines, Maynilad holds a 25-year franchise to establish, operate and maintain the waterworks system and sewerage and sanitation services in the West Zone service area of Metro Manila and the Province of Cavite.

CONSOLIDATED NET INCOME AFTER NON-CONTROLLING INTERESTS

<i>in Php millions except EPS</i>	January to December (FY)		
	2022	2021	Change
I. SMPC (57%)	22,661	9,234	145%
II. DMCI Homes	4,469	4,397	2%
III. Maynilad (27%)	1,467	1,559	-6%
IV. DMCI Mining	1,285	1,206	7%
V. DMCI Power	742	580	28%
VI. D.M. Consunji, Inc.	587	378	55%
VII. Parent and others	-28	11	-355%
Core Net Income	31,183	17,365	80%
Nonrecurring Items	(93)	1,031	-109%
Reported Net Income	31,090	18,396	69%
EPS (reported)	2.34	1.39	69%

FY 2022 vs FY 2021 Consolidated Highlights

- The DMCI Group set a new record as reported net income expanded by 69% from Php 18.40 billion to Php 31.09 billion, translating to an earnings per share (EPS) of Php 2.34. Its 2022 net income is 65% higher than its longstanding profit record of Php 18.94 billion from 2013.

Moreover, the group registered its best-ever topline as consolidated revenues accelerated by 32% to Php 142.60 billion, from its previous high of Php 108.34 billion. This was mainly driven by elevated coal, power and nickel average selling prices, which was tempered by lower revenue recognition from construction activities and real estate sales.

Cash costs—together with royalties, interest expense and income tax—grew by 14% from Php 77.56 billion to Php 88.62 billion largely due to the accrual of 2020 tax expense, increased power plant maintenance expenses and higher insurance costs under SMPC, coupled with higher association dues of unsold ready-for-occupancy (RFO) real estate units and digital marketing spending under DMCI Homes.

Excluding dividends paid out during the year, its return on equity (ROE) of 33% is the highest among mid- and large-cap conglomerate peers in the Philippines.

Other income and finance income boosted earnings by Php 1.41 billion, which stemmed from foreign exchange gains and higher cash balance. However, income taxes more than doubled

(169%) from Php 1.76 billion to Php 4.72 billion on higher operating income, accrual of SMPC's 2020 tax expense and expiry of SLPGC's income tax holiday (ITH).

- Excluding nonrecurring items, core net income accelerated by 80% from Php 17.34 billion to Php 31.18 billion.
- 2022 nonrecurring loss includes the write-down of SLPGC's 2x25MW gas turbines (Php 88 million) and miscellaneous Maynilad payments (Php 47 million), partially offset by DMCI gain on land sale (Php 43 million).
- 2021 nonrecurring gain primarily due the combined effect of gain from deferred tax remeasurement under CREATE Act (Php 955 million) and land sale (Php 203 million), as well as Maynilad's severance and other expenses (Php 127 million).
- SMPC, DMCI Homes and DMCI Mining accounted for 92% of core net income.
- All subsidiaries reported core net income growth.
- Financial credit health remained strong as key liquidity, solvency and book value per share (BVPS) ratios all significantly improved. Even after record high dividend payout (Php 15.93 billion), current ratio increased by 29% from 2.25x to 2.90x, while BVPS expanded by 18% from 6.61 to 7.80. Net debt to equity ratio improved to 18% in 2022 versus the previous year's 32% owing to the prepayment of debt by SMPC and DMCI.
- Ending consolidated cash balance stood at Php 28.41 billion, 55% higher than Php 18.34 billion in 2021. The group delivered strong cash growth even after its capital expenditures (Php 22.81 billion), net loan payment (Php 491 million) and all-time high cash dividend payout (Php 1.20 per share or Php 15.93 billion).

FY 2022 vs FY 2021 Subsidiaries and Associate Performance

I. Semirara Mining and Power Corporation (SMPC)

From a historic high of Php 9.23 billion in 2021, SMPC more than doubled (+145%) its contribution, setting a new record of Php 22.66 billion. Its exceptional performance was primarily driven by all-time high coal production, strategic coal and power market pivots, elevated market prices, and favorable foreign exchange movement.

The coal segment's contribution to the DMCI group surged by 151% from Php 8.13 billion to Php 20.39 billion, representing 65% of the total core net income in 2022. Meanwhile, the power segment's contribution doubled (+105%) from Php 1.11 billion to Php 2.27 billion, accounting for 7% of the group's total core net income.

Additionally, the Board of Investments (BOI) recently approved the correction of the ITH availment period of Molave mine, which was originally set to expire in October 2022. The approval effectively extends SMPC's ITH status up to October 2023, subject to the payment of its 2020 tax due (without the ITH incentive) of P897 million and P184 million to cover related interest.

The following elaborates more on the performance of the two segments:

Coal

Standalone revenues advanced by 86% from P40.86 billion to P76.18 billion on higher selling prices, and further boosted by favorable forex rates. Reported net income more than doubled (+149%) owing to better operating margins.

The above results are due to the combined results of the following:

- **Elevated selling prices.** Semirara coal average selling price (ASP) sizzled by 91% from P2,695 per metric ton (MT) to P5,136 per MT on elevated market indices and the company's strategic pivot to domestic and other Asian markets.

Average Newcastle index (NEWC) surged by 162% from US\$137.3 to US\$360.2 per metric ton (MT), peaking at US\$452.8/MT on September 9 before ending the year at US\$398.50/MT. Average Indonesian Coal Index (ICI4) grew at a slower pace (32%) from US\$65.3/MT to US\$85.9/MT, closing the year at US\$90.45.

- **Lower sales.** Shipments slightly declined (-3%) from 15.2 MMT to 14.8 MMT, mainly due to weaker demand from Chinese buyers.

Semirara coal exports dropped by 24% from 9.4 MMT to 7.1 MMT as China sales cratered by 55% from 8.9 MMT to 4.0 MMT. However, sale to other foreign buyers improved more than 6x (520%) from 0.5 MMT to 3.1 MMT.

China accounted for 56% of foreign shipments, followed by South Korea (31%), Thailand (7%), Cambodia (2%), Vietnam (2%), Brunei (1%) and India (1%).

Domestic sales climbed by 33% from 5.8 MMT to 7.7 MMT mainly due to the company's strategic pivot away from China and stronger demand from SLPGC.

Coal shipments to other power plants skyrocketed by 83% from 1.8 MMT to 3.3 MMT while sale to own plants rose by 13% from 2.3 MMT to 2.6 MMT. Sale to industrial and cement plants stood at 1.8 MMT in 2022, 6% higher than 1.7 MMT in 2021.

- **Better EBITDA margin.** Core EBITDA more than doubled (+115%) from P18.35 billion to P39.44 billion, which translated to higher Core EBITDA margin from 45% to 52%.

The margin expansion was due to the cumulative impact of stronger topline, slower growth in cost of sales (COS) – cash component and higher government share.

COS – cash increased by 27% from P15.67 billion to P19.96 billion largely due to a 71-percent increase in fuel costs from P5.31 billion in 2021 to P9.05 billion in 2022. Fuel costs accounted for 48% of total COS-cash costs, versus 36% the previous year.

Government share surged by 151% from P6.36 billion to an all-time high of P15.96 billion.

- **Favorable foreign exchange rate.** The segment booked P1.02 billion in net foreign exchange gain following an 11-percent jump in average US\$/PHP exchange rate from US\$: Php 49.3 to US\$: Php 54.5.
- **Higher tax expenses.** Tax expense multiplied more than 20x (+1,918%) from Php 60 million to Php 1.21 billion owing to the accrual of income tax expense of Php 897 million for year 2020 in relation to the deferral of Molave mine's ITH.

The coal segment also reported the following operational highlights:

- **All-time high production.** Production rose by 12% from 14.3 MMT to 16 MMT, which is the maximum allowable volume under the company's Environmental Compliance Certificate. Good weather conditions, sustained water seepage management and better-than-expected strip ratio led to the record high production.
- **Better strip ratio.** Strip ratio was at 9.9, 10% lower than last year (11.0) and 8% below the expected level for 2022 (10.8). The improved strip ratio was attributable to the near-depletion of East Block 4 and South Block 5 (both in Molave mine), together with the reduced water seepage level in the area.
- **Double-digit inventory growth.** Ending high-grade coal inventory grew by 22% from 0.9 MMT to 1.1 MMT on robust production and slightly lower shipments. Including lower grade coal, inventory increased by 67% from 1.2 MMT to 2.0 MMT.

Power

Standalone net income of the power segment more than doubled (+117%) from Php 1.78 billion to Php 3.86 billion as a result of better average selling prices, higher spot sales volume, and lower replacement power purchases.

Net of intercompany eliminations, the segment's net income contribution rose by 56% from Php 4.78 billion to Php 7.46 billion on better margins.

The above financial results are due to the combined impact of the following:

- **Reduced plant availability, average capacity and gross generation.** Overall plant availability dipped from 63% to 62%, as the 54-day increase in SCPC outage days (412 days vs 358 days in 2021) was moderated by the 34-day decrease in SLPGC outage days (143 days from 177 days in 2021). In turn, better SLPGC availability (from 76% to 80%) cushioned the effect of lower SCPC availability (from 51% to 44%).

Total average capacity fell by 5% from 749 MW to 708 MW because of the deration of SCPC Unit 2 from 230 MW to 190 MW (average dependable capacity).

Gross generation dropped by 6% from 3,959 GWh to 3,729 GWh following lower plant availability and average capacity. SLPGC contributed the bulk (54%) of total generation (versus 48% last year) on better operating performance.

- **Muted power sales.** Reduced power generation led to an 11-percent decline in total power sales from 4,032 GWh to 3,596 GWh. BCQ sales sustained a 43-percent drop from 3,004 GWh to 1,715 GWh, cushioned by an 83-percent upsurge in spot sales from 1,028 GWh to 1,881 GWh. Spot sales accounted for 52% of power sales (vs. 25% last year) due to lower contracted capacity.
- **Higher spot exposure.** At the beginning of 2022, the segment had 345.65MW or 64% of running dependable capacity (540MW) uncontracted and available for spot selling.

By the end of 2022, spot exposure widened by 56% to 540.85 MW due to the commercial operation of SCPC Unit 2 on October 9. This represents 74% of the segment's total dependable capacity (730MW).

- **Robust selling prices.** Overall ASP increased by 38% from Php 4.11/KWh to Php 5.67/KWh mainly due to elevated spot prices.

Persistent red and yellow alerts, elevated fuel prices and thin supply margins led to a 53-percent jump in average spot prices in the Luzon-Visayas grid, from Php 4.83/KWh to Php 7.39/KWh.

BCQ ASP firmed up by 2% from Php 3.64/KWh to Php 3.71/KWh owing to fixed prices in the companies' power supply agreements, while spot ASP rose by 35% from Php 5.51/KWh to Php 7.46/KWh.

At the standalone level, SMPC set a new annual profit record after more than doubling (+146%) its bottom line from Php 16.2 billion to Php 39.9 billion. This translated to a return on equity of 73%, the highest among power and mining peers for the year.

II. DMCI Project Developers Inc. (DMCI Homes)

Core net income contribution from DMCI Homes improved by 2% from Php 4.40 billion to Php 4.47 billion largely due to better earnings from income-generation activities. The following provides more substantiation on the net income drivers:

- **Lower revenue recognition.** Total revenues fell by 11% from Php 24.66 billion to Php 21.91 billion as fewer prior-year sales qualified for recognition and sales cancellations continued to trend higher. Revenue contribution from newly-recognized accounts (out of total) declined from 47% to 41% while cancellations rose from 6% to 13% .

Helping offset these results were higher construction accomplishment and better selling prices from qualified accounts.

- **Proportional cash costs decline.** Total cash costs dropped by 12% from Php 19.94 billion to Php 17.62 billion. This was mainly driven by a 15-percent decline in cost of sales (COS) from Php 17.67 billion to Php 14.94 billion, following lower revenues.

Operating expenses, on the other hand, increased by 18% from Php 2.27 billion to Php 2.68 billion owing to higher association dues related to unsold RFO units, sales incentives and digital marketing spending.

- **Higher other income.** Other income increased (+30%) from Php 1.27 billion to Php 1.65 billion on higher forfeitures from cancelled accounts.
- **Better margins.** While EBITDA margin remained flattish at 19%, core net income margin rose from 18% to 21% on higher other income and net finance income earned during the period.

The company also reported the following operational highlights:

- **Sales recovery.** Total units sold soared by 49% from 5,180 units to 7,701 units, driven by more project launches. Residential units sold expanded by 46% from 2,959 units to 4,326 units, while parking slot sales surged by 52% from 2,221 units to 3,375 units. Residential units accounted for 56% of total sales (versus 57% the previous year).
- **Double-digit ASP growth.** ASP per unit improved by 12% from Php 6.10 million to Php 6.82 million, while ASP per square meter similarly grew by 12% from Php 111,000 to Php 125,000. The value appreciation was attributable to the prime locations (Makati City and Mandaluyong City) of its project launches, coupled with new amenities and features introduced in the launched projects, i.e. full water reuse capabilities and e-charging stations.
- **Increased sales value.** With better sales volume and ASP, total sales value rallied by 63% from Php 19.65 billion to Php 32.09 billion.
- **More project launches.** Three projects were launched during the year, versus just one in 2021. Consequently, sales value more than doubled (+130%) from Php 16.1 billion to Php 37.0 billion.
- **Sufficient inventory.** Total inventory swelled by 25% from Php 45.8 billion to Php 57.4 billion, driven by the increase in pre-selling units. Pre-selling inventory rose by 32% from Php 31.6 billion to Php 41.8 billion, following the launch of The Erin Heights, Fortis Residences (a joint venture project) and Sage Residences. Pre-selling units accounted for 73% of fourth-quarter inventory.

RFO inventory moderately increased (+9%) from Php 14.2 billion to Php 15.5 billion due to the completion of several projects namely, Infina Towers, Brixton Place, Prisma Residences and Verdon Parc.

- **Land bank for new product/s.** Total land bank expanded by 17% from 186.5 hectares to 217.9 hectares because of land banking activities for a new product formats. Luzon land bank ramped up by 52% from 64.9 hectares to 98.4 hectares, mostly for a soon-to-be launched leisure projects. Project launches for the year trimmed Metro Manila land bank by 2% from 114.0 hectares to 111.9 hectares.

Standalone net income declined by 12% from Php 5.19 billion to Php 4.55 billion mainly due to high base effect from CREATE Act.

Excluding 2021 nonrecurring gain of Php 649 million pertaining to deferred tax remeasurement under CREATE act, core net income was flat at Php 4.55 billion (versus Php 4.54 billion).

III. Maynilad Water Services, Inc. (Maynilad)

Attributable income from associate Maynilad decreased by 6% from Php 1.56 billion to Php 1.47 billion largely due to higher cash costs, tempered by lower noncash expenses. The following provides more context:

- **Flat billed volume.** The company reported flattish billed volume growth (+1%) from 519.6 million cubic meters (MCM) to 526.9 MCM, still below (-1.6%) the pre-pandemic level of 535.3 MCM.

Easing pandemic restrictions boosted commercial consumption by 10% from 59.3 MCM to 65.3 MCM while industrial and semi-business accounts both showed improvements.

Industrial consumption grew by 5% from 24.5 MCM to 25.8 MCM while semi-business accounts posted a 4-percent uptick in billed volume from 35.9 MCM to 37.4 MCM. Domestic consumption was mostly flat at 398.5 MCM compared to 399.9 MCM last year.

Served population also inched up (+1%) from 9.9 million to 10.0 million as the company continued its network expansion program.

- **Flat tariff.** Average effective tariff showed a slight improvement (1%) from Php 41.7 per cubic meter to Php 42.1 per cubic meter owing to non-domestic consumption recovery and absence of inflationary tariff adjustment.
- **Narrower margins.** While total revenue rose by 4% from Php 21.95 billion to Php 22.88 billion, core EBITDA margin compressed from 67% to 58% due to higher cash costs (+29%) and booked provisions (+2,557%).

Revenue increased from collected government tax, recovering billed volume and average effective tariff uptick.

The government tax pertains to other percentage tax implemented on March 21 in lieu of the 12-percent value-added tax. It consists of the national and local franchise taxes.

- **Elevated cash costs.** Total cash costs expanded by 29% from Php 6.69 billion to Php 8.62 billion largely due to higher electricity spending, increased chemical expenses, franchise tax and crossborder water purchases.

Higher electricity spending is mainly attributable to a supplier-imposed fuel cost recovery adjustment (FCRA), while additional chemical costs were incurred to treat the raw water from Laguna Lake.

- **More booked provisions.** The company accrued Php 170 million for credit losses and inventory obsolescence.

- **Lower noncash items.** Noncash items dropped by 36% from Php 4.58 billion to Php 2.95 billion mainly due to depreciation adjustments following the January 2022-effectivity of the company's legislative franchise under Republic Act 11600, which extended its service concession assets by ten years (from 2037 to January 2047).
- **Higher income taxes.** Provisions for income taxes increased by 36% from Php 1.60 billion to Php 2.17 billion on higher taxable income brought by lower noncash expenses.

The company also reported the following operational highlights:

- **Reduced water losses.** Average non-revenue water (NRW) improved from 44.9% to 43.4% brought about by growth in service connection, better supply-demand management and continuing network diagnostic activities.
- **Downscaled production.** Water production edged lower (-1%) from 762.3 million cubic meters (MCM) to 756.2 MCM as algal bloom and high turbidity in Laguna lake curbed Putatan plant production.
- **Expanded sewer coverage.** With aggressive capital spending, sewer coverage improved from 21.6% to 23.0%, while served population increased by 1% from 2.1 million to 2.3 million.

Standalone reported net income contracted by 4% from Php 6.14 billion to Php 5.88 billion. Excluding nonrecurring items, core net income fell by 7% from Php 6.53 billion to Php 6.05 billion. 2022 and 2021 nonrecurring losses pertain to , the impact of change in method of deduction for deferred tax liability and COVID-19 expenses.

IV. DMCI Mining Corporation (DMCI Mining)

Despite operating a single mine, DMCI Mining achieved a 7-percent increase in core net income which rose from Php 1.21 billion to Php 1.29 billion. The growth can be attributed to improved selling prices and favorable foreign exchange rates. To elaborate:

- **Reduced production and shipments.** Total production retreated by 42% from 1,788,000 wet metric tons (WMT) to 1,031,000 WMT following the depletion of its Palawan mine in Q4 2021. Consequently, total shipments dropped by 26% from 1,945,000 WMT to 1,449,000 WMT.

ZDMC production expanded by 10% from 934,000 WMT to roughly 1,000,000 WMT, its maximum allowable production volume under its Environmental Compliance Certificate (ECC). In turn, Zambales shipments grew by 22% from 894,000 WMT to 1,088,000 WMT.

- **Higher selling prices.** While average nickel grade sold declined from 1.36% to 1.33%, ASP increased by 14% from US\$ 42/WMT to US\$ 48/WMT on rallying global nickel prices. Average LME Nickel index surged by 39% from US\$18,478 per metric ton (MT) to US\$25,638 per MT, while the Philippine FOB prices for 1.50%-grade rose by 22% from US\$49 per tonne to US\$60 per tonne.

- **Favorable foreign exchange rates.** Average US\$/Php exchange rate rose by 10% from US\$ 1: Php 49 to US\$ 1: Php 54 driven by currency market volatility, global inflationary environment and central banks' hawkish policy stance.
- **Flat profit margins.** Core EBITDA margin declined modestly from 59% to 58% as revenues fell steeper (-6%) than cash costs (-3%) on higher costs including environment spending. Core net income margins stood at around 35% following lower noncash expenses and higher foreign exchange gains (other income).

Noncash expenses dropped by 17% from Php 584 million to Php 488 million mainly due to lower shipments, which led to lower amortizations.

The company also reported the following operational and financial highlights:

- **Lower stockpile.** Total ending inventory slumped by 86% from 389,000 WMT to 54,000 WMT due to the 93-percent decline in BNC inventory. From 287,000 WMT, Palawan stockpile fell to 21,000 WMT. Zambales stockpile receded by 68% from 102,000 WMT to 33,000 WMT with the resumption of shipment season in the fourth quarter. Both mines ended the year with stockpiles less than the standard shipping volume of 50,000 WMT.
- **Higher cash and flat debt level.** Cash levels increased by 38% from Php 800 million to Php 1.10 billion, even after paying cash dividends (Php 1.0 billion) to the parent company and capital expenditures (Php 590 million). Debt level remained at Php 350 million.
- **More Capital expenditures.** Committed capital expenditures climbed by 43% from Php 322 million to Php 459 million on BNC exploration activities and heavy equipment purchases of ZDMC. Explorations have started in the Dangla and Longpoint sites, while ZDMC ramped up its production capacity to sustain shipments amid BNC depletion.

Standalone reported net income decreased by 18% from Php 1.65 billion to Php 1.36 billion mainly on high base from nonrecurring gains from deferred tax remeasurement under CREATE law amounting to Php 247 million in 2021.

V. DMCI Power Corporation (DMCI Power)

Core net income contribution from DMCI Power jumped by 28% from Php 580 million to a historic high of Php 742 million mainly due to record breaking operating performance of the business. The following elaborates on the highlights:

Historic revenue. Revenue increased by 61% from Php 4.65 billion to an all-time high of Php 7.47 billion due to record generation, dispatch and average selling prices.

Record output. Total gross generation grew by 15% from 388.0 GWh to 447.3 GWh, as all service areas posted notable growth. Oriental Mindoro generation surged by 42% from 72.8 GWh to 103.5 GWh while Palawan generation went improved by 10% from 162.7 GWh to 178.9 GWh. Masbate generation also grew (+8%) from 152.5 GWh to 165.0 GWh.

Best-ever dispatch. Total power sales rose by 16% from 367.6 GWh to 426.0 GWh, as all three locations posted record-high dispatch. Palawan remained as the top contributor, accounting for 42% of total sales, followed by Masbate (35%) and Oriental Mindoro (23%).

Record selling prices. ASP climbed by 39% from Php 12.6/KWh to Php 17.5/KWh, mainly due to elevated fuel prices. Diesel prices accelerated by 44% from Php 39.6/liter to Php 56.9/liter, while bunker prices advanced by 31% from Php 35.31/liter to Php 46.1/liter.

COS growth. COS grew (+73%) from Php 3.58 billion to Php 6.17 billion due to the Masbate plant maintenance in Q1 and higher fuel costs.

The company also reported the following operational matters:

Higher market share in Oriental Mindoro. Oriental Mindoro market share grew by 25% mainly due the unavailability of the renewable energy plant, coupled with tourism demand recovery.

Changes in Masbate and Palawan market shares were flat (0% and -1%) at 100% and 52%, respectively.

More infrastructure spending. Capital spending rose by 35% from Php 1.40 billion to Php 1.89 billion largely from the construction of the 15MW power plant in Palawan.

Higher debt. Total debt swelled by 45% from Php 3.8 billion to Php 5.6 billion primarily due to the development of the 15MW Masbate plant, 15MW Palawan thermal plant (targeted for commercial operation on Q2 2023) and 8.34MW hybrid diesel plant in Masbate (targeted for commercial operation in 2023).

VI. D.M. Consunji, Inc. (DMCI)

DMCI profit improved by 55% from Php 378 million to Php 587 million mainly due to steeper decline in cash (-6%) and noncash costs (-11%), relative to topline (-4%). The following provides more elaboration on the performance:

- Lower revenue. Construction revenue decreased by 4% from Php 20.26 billion to Php 19.50 billion on fewer projects and demand for project support, coupled with rescoping of North South Commuter Railway (NSCR) contract package (CP) 01. Slower revenue recognition was cushioned by the completion of major projects such as the CCLEX and IKEA MOA.
- Lower costs. Cost of sales slipped by 6% due to construction accomplishment slowdown and high base effect, which resulted from conservative revenue recognition in 2021 and absence of COVID-19 related expenses.
- Better profit margins. EBITDA margin improved from 7.3% to 9.6% partly due to relatively fast decline costs versus sales drop. Core net income margin also widened from 1.6% to 4.2% following an 11-percent decline in depreciation from Php 886 million to Php 790 million, stemming from capital expenditure rationalization.

- Higher intercompany accounting eliminations. Intercompany eliminations grew by 303% from Php 73 million to Php 294 million largely attributable to the Poblacion Water Treatment Plant and Camana Water Reclamation Facility projects of DMCI Holdings associate Maynilad.
- Lower debt and cash balances. Ending cash balance dropped by 30% as debt was paid down. Consequently, loan balance decreased by 71% from Php 700 million to Php 200 million.

The company also reported the following operational highlights:

- **Order book reduction.** Order book declined by 29% from Php 49.3 billion to Php 35.2 billion due to weak construction demand and rescoping of the North South Commuter Rail Contract Package 01 (Taisei-DMCI Joint Venture).

Current obstructions prevented access, possession and delivery of the NSCR CP 01 project site, resulting in the omission of Section 1 (amounting to Php 7.0 billion) from the order book.

Cushioning the impact of the omission, the company bagged Php 10.7 billion worth of new projects, which included Pioneer BGC and Metro Manila Subway Project contract package 102.

Standalone net income increased by 61% from Php 535 million to Php 863 million. Excluding nonrecurring items pertaining to gain from equipment and land sale, core net income expanded roughly 2.5x (+146%) from Php 331 million to Php 815 million.

Outlook

The DMCI Group expects mixed results in 2023 owing to coal and nickel market volatility, cost inflation, high interest rates and lingering impact of the pandemic. Bright spots would be the power and water businesses, which are expected to benefit from resilient consumption and elevated pricing.

Global coal price indices are seen to pull back on easing energy security risk, high fuel stockpiles, mild winter, slow economic recovery and influx of steeply-discounted Russian coal.

With Semirara coal pricing mostly derived from the Indonesian Coal Index, SMPC expects its ASP to be more stable, hovering below the 2022-level but still above pre-pandemic level.

Global nickel supply surplus is set to push average selling prices down but should remain supported during the year owing to strong demand from the stainless steel and electric vehicle sectors.

To counter the price volatility, SMPC and DMCI Mining are focusing on optimizing their production, which could go up to as much as 16 MMT and 2 MMT, respectively.

On-grid power (SCPC and SLPGC) has around 540 MW of uncontracted capacity for dispatch to the Wholesale Electricity Spot Market (WESM). For 2023, WESM prices are forecasted to remain elevated (~P7.10/kWh), with some upside potential given growing demand and limited baseload capacity entering the market in 2023 (~300MW).

Off-grid power (DMCI Power) is projected to grow with the commissioning of the 15 MW thermal plant in Palawan and the 12 MW hybrid plant (diesel and solar) in Masbate at various periods during the year.

The water business (Maynilad) expects a marked improvement in its financial performance on the combined effect of billed volume recovery, improved customer mix and implementation of its basic rate adjustment starting January 1.

Construction (DMCI) and real estate (DMCI Homes) should continue to face headwinds as high interest rates and hybrid work models nip demand and inflated raw materials cost gnaw at margins. New product formats (leisure and premium segment), value engineering and alternative business models (joint ventures and partnerships) should help both businesses weather these challenges.

Explanation of movement in consolidated income statement accounts:

Revenue

Consolidated revenue for 2022 grew by 32% from P108.3 billion to P142.6 billion primarily driven by stronger coal, electricity, and nickel markets.

Cost of Sales and Services

From P69.7 billion in 2021, cost of sales and services decreased marginally by 2% in spite of the surge in revenue as cost of sales related to real estate and construction softened. As a result, gross profit margin improved to 57% in 2022 from 43% of the previous year.

Operating Expenses

Government royalties for the year amounted to P16.0 billion, a 151% surge from P6.4 billion the previous year due to higher profitability of the coal business. Excluding government royalties, operating expenses incurred increased by 17.7% to P9.1 billion due mainly to higher salaries and wages, repairs and maintenance, and association dues.

Equity in Net Earnings

Equity in net earnings of associates decreased by 7%, from P1.61 billion to 1.51 billion in 2022 and 2021, respectively, as a result of lower income take up from Maynilad.

Finance Costs - net

Consolidated finance costs (net) declined by 66% as cash placements generated higher returns during the year.

Other Income (Expense) - net

Other income (net) increased by 48% due to the higher sales forfeitures and cancellation fees coupled with the higher foreign exchange gain owing to favorable foreign exchange rates and higher dollar-denominated short-term placements rates.

Provision for Income Tax

Higher taxable income amounted to P4.7 billion, which is a 169%-percent year-on-year increase in consolidated provision for income tax (both current and deferred) during the year. The accrual of the income tax expense amounting to P897 million for 2020 is in relation to the deferral of the Molave mine's income tax holiday, which contributed to the increase in tax provisions for the year.

II. CONSOLIDATED FINANCIAL CONDITION

December 31, 2022 (Audited) vs December 31, 2021 (Audited)

The Company's financial condition for the year improved as total assets reached P240.8 billion, a 12% increase from December 31, 2021. Meanwhile, consolidated stockholders' equity increased by 22% to P132.7 billion following the dividend declaration during the year.

Consolidated cash balance increased by 55% from P18.3 billion in December 31, 2021 to P28.4 billion in December 31, 2022 as a result higher coal and nickel earnings, which was offset by the higher dividend payment during the year.

Receivables rose by 14% from P23.5 billion to P26.8 billion in 2022 mainly due to the bulk of coal sales that transpired in the latter part of 2022 and timing difference of the collection from the government.

Contract assets (current and non-current) amounting to P29.4 billion in 2022 is higher by 11% versus the previous year due to higher accomplishments on the real estate and construction businesses.

Consolidated inventories increased by 13% in 2022 from P54.2 billion to P61.5 billion following higher construction costs incurred on ongoing residential projects, as well as higher coal inventory and spare parts.

Other current assets decreased by 7% to P10.2 billion due mainly to the application of tax credits to income tax payables during the year.

Investments in associates and joint ventures grew by 4%, reflecting the net impact of the income take-up and dividends received from Maynilad.

Right-of-use assets declined by 20% due to the amortization recognized in 2022.

Property, plant and equipment stood at P57.6 billion from P59.4 billion last year as depreciation expense more than offset the capital expenditures in 2022. The reclassification of gas turbine to "Asset held for sale" further pulled down the balance of the account.

Exploration and evaluation assets increased by 66% due to the relevant engineering studies conducted for the nickel mining segment.

Pension assets and remeasurements on retirement plans (under equity) grew by 24% and 60%, respectively. Meanwhile, pension liabilities slipped by 51% in 2022. The movements in these accounts were mainly due to the effects of the differences between the actual results and previous actuarial assumptions.

Deferred tax assets decreased by 7% versus the previous year, from P0.60 billion to P0.55 billion, following the realization of previous year tax benefit.

Other noncurrent assets expanded by 107% due mainly to the retention receivables which are expected to be collected after the completion of construction projects.

Accounts and other payables, which includes income tax payables, increased by 1% to P28.3 billion mainly due to the accrual of production related expenses and higher government share in profits payable to DOE.

Contract liabilities (current and non-current) declined by 3% from last year to P15.9 billion due to the recoupment of advances from customers.

Liabilities for purchased land rose by 15% in 2022 versus the previous year due to acquisition of land for real estate development.

Total debt (under short-term and long-term debt) from 2021 amounting to P53.0 billion slightly decreased by 1% to P52.6 billion following net loan prepayments during the year.

Other noncurrent liabilities increased by 75% due mainly to noncurrent portion of retention payables which are expected to be paid to suppliers and subcontractors after the completion of projects.

Net accumulated unrealized gains on equity investments designated at FVOCI grew by 31% as fair market value of quoted securities during the year increased.

Consolidated retained earnings stood at P85.2 billion at the end of December 2022, 22% higher from P70.0 billion at the close of 2021 after generating P31.2 billion of net income and payment of P15.9 billion in cash dividends.

Non-controlling interest increased by 139%, from P21.09 billion in 2022 to P29.22 billion in 2021, as a result of the higher minority share in profits of SMPC.

III. KEY RESULT INDICATORS

The Company and its Subsidiaries (the “Group”) use the following key result indicators to evaluate its performance:

- (k) Segment Revenues
- (l) Segment Net Income (after Non-controlling Interests)
- (m) Earnings Per Share
- (n) Return on Common Equity
- (o) Net Debt to Equity Ratio

SEGMENT REVENUES

<i>(in Php Millions)</i>	For the Year		Variance	
	2022	2021	Amount	%
SEMIRARA MINING AND POWER CORPORATION	P90,382	P52,424	P37,958	72%
DMCI HOMES	21,911	24,657	(2,746)	(11%)
D.M. CONSUNJI, INC.	18,656	22,233	(3,577)	(16%)
DMCI POWER	7,470	4,640	2,830	61%
DMCI MINING	3,789	4,022	(233)	(6%)
PARENT & OTHERS	392	367	25	7%
TOTAL REVENUE	P142,600	P108,343	P34,257	32%

The initial indicator of the Company's gross business results is seen in the movements of revenue in each business segment. As shown above, consolidated revenue increased by 32% primarily driven by higher coal and energy sales volume and average selling prices.

CONSOLIDATED NET INCOME AFTER NON-CONTROLLING INTERESTS

<i>(in Php Millions)</i>	For the Period		Variance	
	2022	2021	Amount	%
SEMIRARA MINING AND POWER CORPORATION	P22,661	P9,234	P13,427	145%
DMCI HOMES	4,469	4,395	74	2%
MAYNILAD	1,467	1,559	(92)	(6%)
DMCI MINING	1,285	1,206	79	7%
DMCI POWER	742	580	162	28%
D.M. CONSUNJI, INC.	587	378	209	55%
PARENT & OTHERS	(28)	11	(39)	(355%)
CORE NET INCOME	31,183	17,363	13,820	80%
NON-RECURRING ITEMS	(93)	1,031	(1,124)	(109%)
REPORTED NET INCOME	P31,090	P18,394	12,696	69%

The net income (after non-controlling interest) of the Group was driven by the stronger performance of its coal, power, and construction segments arising from higher commodity prices and completion of various developmental projects. The non-recurring items primarily pertain to the write down of the on-grid power segment's gas turbines.

EARNINGS PER SHARE

Earnings per share (EPS) pertains to how much profits a company makes for each of its common shares. EPS is one of the most common ways to gauge a company's profitability attributable to common shareholders.

The Company's consolidated basic and diluted EPS was P2.34/share for the year ended December 31, 2022, a 69% jump from P1.39/share EPS year-on-year.

RETURN ON COMMON EQUITY

Return on common equity is defined as the amount of net income a company earns relative to the book value of common equity. It is a primary financial metric used by equity investors to determine whether management is efficiently and effectively utilizing the capital that shareholders have provided to generate profits. It is calculated by dividing the net income attributable to common equity shareholders of the parent company divided by the average book value of equity attributable to the equity holders of the parent company. The Company's return on common equity stood at 33% and 22% for the year ended December 31, 2022 and 2021, respectively.

NET DEBT TO EQUITY RATIO

The net debt-to-equity ratio measures to amount of debt financing relative to the equity capital. The ratio tells the Company the amount of risk associated with the way its capital structure is set up. The ratio highlights the amount of debt a company is using to run their business and the financial leverage that is available to the Company. The net debt-to-equity ratio is calculated by dividing the interest-bearing loans less cash and cash equivalents by total shareholders' equity.

Total borrowings in 2022 stood at P52.6 billion from P53.0 billion in the previous year, which resulted to a net debt-to-equity ratio of 0.18:1 as of December 31, 2022 and 0.32:1 as of December 31, 2021.

FINANCIAL SOUNDNESS RATIOS

	December 31, 2022	December 31, 2021
Gross Margin	52%	36%
Net Profit Margin	34%	24%
Return on Assets	22%	13%
Return on Common Equity	33%	22%
Current Ratio	290%	225%
Net Debt to Equity Ratio	18%	32%
Asset to Equity Ratio	181%	198%
Interest Coverage Ratio	20 times	10 times

PART II--OTHER INFORMATION

14. The Group's operation is a going concern and is expected to remain in business indefinitely.
14. Economic and infrastructure developments in the country may affect construction business; interest rate movements may affect the performance of the real estate industry; mining activities are generally hinged on the demand and supply of the commodities market and is also affected by weather conditions. Businesses that are not affected by known business cyclicalities, trends, or other uncertainties would include power generation and water utility.
15. On October 18, 2022, the BOD of the Parent Company declared cash dividends amounting to Php 0.72 special dividends per common share totaling Php 9.56 billion in favor of the stockholders of record as of November 2, 2022, and was paid on November 16, 2022.
16. On April 1, 2022, the BOD of the Parent Company declared cash dividends amounting to Php 0.34 regular dividends per common share and Php 0.14 special dividends per common share totaling Php 6.37 billion in favor of the stockholders of record as of April 19, 2022, and was paid on April 29, 2022.
17. On October 12, 2021, the BOD of the Parent Company declared cash dividends amounting to Php 0.48 special dividends per common share totaling Php 6.37 billion in favor of the stockholders of record as of October 26, 2021 and was paid on November 10, 2021.
18. On March 29, 2021, the BOD of the Parent Company declared cash dividends amounting to Php 0.13 regular dividends per common share and Php 0.35 special dividends per common share totaling Php 6.37 billion in favor of the stockholders of record as of April 15, 2021 and was paid on April 26, 2021.
19. There are no undisclosed material subsequent events and transfer of assets not in the normal course of business that have not been disclosed for the period that the Group has knowledge of;
20. There are no known material contingencies during the interim period; events that will trigger direct or contingent financial obligations that are material to the Group, including any default or acceleration of an obligation has been disclosed in the notes to financial statements.

21. There are no known material off-balance sheet transactions, arrangements, obligations (including contingent obligations), and other relationships of the Group with unconsolidated entities or other persons created during the reporting period.
22. Except for interest payments on loans, which the Group can fully service, the only significant commitment that would have a material impact on liquidity would be construction guarantees. These are usually required from contractors in case of any damage and/or destruction on a completed project.
23. There are no known trend or demand, commitment, event or uncertainty that will result in or have a material impact on the Group's liquidity.
24. The Group does not have any rights offering, issuance of primary shares, granting of stock options, and corresponding plans at this time.
25. All necessary disclosures were made under SEC Form 17-C.

INFORMATION ON INDEPENDENT ACCOUNTANT AND OTHER RELATED MATTERS

- a. The external auditors of the Company and its subsidiaries is the accounting firm Sycip, Gorres, Velayo and Co. (SGV & Co.). Pursuant to the General Requirements of SRC Rule 68, paragraph 3 (Qualifications and Reports of Independent Auditors), the Board of Directors of the Company, upon recommendation of its Audit Committee, approved the engagement of the services of SGV & Co. as external auditor and Ms. Jennifer D. Ticlao as the Partner-in-Charge starting 2022 audit period given the required audit partner rotation every five years.

The re-appointment of the external auditor SGV & Co. will be presented to the stockholders for their approval at the annual stockholders' meeting.

Representatives of SGV & Co. are expected to be present at the stockholders' meeting. They will have the opportunity to make a statement if they desire to do so and they are expected to be available to respond to appropriate questions.

- b. The Company's Audit Committee reviews and discusses with management and the external auditor the annual audited financial statements, including discussion of material transactions with related parties, accounting policies, as well as the external auditor's written communications to the Committee and to management. It also reviews the external auditor's audit plans that increase the credibility and objectivity of the Company's financial reports and public disclosure.

The Company's Audit Committee reviews the external auditor's fee schedules and any related services proposals for Board approval.

External audit fees and services

Below are the External Audit Fees of the Company and its subsidiaries for two fiscal years:

	2024	2023
Audit and audit related fees	P25,732,245	P23,324,509.00
Non-audit*	2,867,500	4,345,000

SGV & Co. was engaged by the Company to audit its annual financial statements in connection with the statutory and regulatory filings or engagements for the years ended 2024 and 2023. The audit-related fees include assurance services that are reasonably related to the performance of the audit of the Company's financial statements pursuant to the regulatory requirements.

Tax fees

No tax consultancy services were secured from SGV & Co. for the past two years.

Non-audit fees

Non audit fees pertain to Climate Change Advisory Services, ESG Services and Agreed Upon Procedure Services provided to SMPC Group.

Changes in and disagreements with accountants on accounting and financial disclosure

The Company has engaged the services of SGV & Co. during the two most recent fiscal years. There were no disagreements with SGV & Co. on any matter of accounting principles or practices, financial statement disclosures, or auditing scope or procedure.

IV. BUSINESS AND GENERAL INFORMATION

DMCI Holdings, Inc. (the "Company") was incorporated on March 8, 1995 as a holding company to extract greater value from the engineering expertise and construction resources of D.M. Consunji, Inc., the pioneering contractor behind some of the biggest and most complex infrastructures in the Philippines. It was listed on the Philippine Stock Exchange on December 18, 1995.

In only a few years after incorporation, the Company has expanded its business organization to include five major subsidiaries, namely: **D.M. Consunji, Inc.**, **DMCI Project Developers, Inc.**, **Semirara Mining and Power Corporation**, **DMCI Power Corporation** and **DMCI Mining Corporation**. In addition, the Company has an indirect ownership in Maynilad Water Services, Inc. through a 27 percent stake in **Maynilad Water Holding Company, Inc.**, which owns 93 percent of the water concessionaire.

D. M. Consunji, Inc. (DMCI), a wholly owned subsidiary, is engaged in general construction services. It is also engaged in various construction component businesses such as the production and trading of concrete products and electrical and foundation works. Incorporated and founded in 1954, DMCI is currently one of the leading engineering and construction firms in the country. It operates in four key construction segments: building, energy, infrastructure, and utilities. Over the years, its pioneering methodologies and expertise have allowed it to complete high-rise buildings, toll roads, bridges, power plants and water facilities of varying scale and complexity. DMCI is at the forefront of building important and technically challenging structures that will improve lives, sustain communities and enable growth in the Philippines.

DMCI Project Developers, Inc. (PDI), a wholly owned subsidiary incorporated in 1995 initially as a housing division under DMCI. Subsequently in 1999, DMCI Homes was spun off to address the surge in demand for urban homes. Since then, the Company has made high-quality living available to average Filipino families through its innovative designs, proprietary technologies and cost-efficient methodologies. Its core products include residential condominium units with resort-inspired amenities in mid-rise and high-rise developments in Metro Manila and other key areas in Luzon, as well as in Cebu and Davao City.

Semirara Mining and Power Corporation (SMPC), was established in 1980 and is engaged in the exploration, mining, development and sales of coal resources on Semirara Island in Caluya, Antique. It is the largest coal producer in the country. In 1997, the Company purchased 40% interest in SMPC. Currently, SMPC is 56.65% owned by the Company. SMPC has two wholly owned operating subsidiaries, Sem-Calaca Power Corporation (2x300 MW) and Southwest Luzon Power Generation Corporation (2x150 MW). The two companies provide baseload power through bilateral contracts with distribution utilities. Excess generation is sold to the Wholesale Electricity Spot Market (WESM).

DMCI Power Corporation (DPC) is a wholly-owned subsidiary of the Company incorporated in 2006 and is engaged in the business of a generation company which designs, constructs, invest in, and operate power plants. DPC provides off-grid power to missionary areas through long-term power supply agreements with local electric cooperatives. It currently operates and maintains thermal power plant, bunker-fired power plants and diesel generating sets in parts of Masbate, Oriental Mindoro and Palawan.

DMCI Mining Corporation (DMC) incorporated in 2007 to engage in ore and mineral mining and exploration. It has two nickel mining assets, namely Berong Nickel Corp (BNC) and Zambales Diversified Metals Corp (ZDMC). The former is located in Berong, Long Point, Moorsom and Ulugan, all in the province of Palawan, while the latter is located in Acoje, Zambales. Both mining companies use open pit technique to extract nickel, chromite and iron laterite.

Maynilad Water Holding Company, Inc. (Maynilad) (*formerly DMCI-MPIC Water Co.*) is a consortium with Metro Pacific Investments Corporation and Marubeni Philippines Corp. which owns 93% equity at Maynilad Water Services, Inc. (MWSI). The Company's economic interest in MWSI decreased to 25% from 41%, after Marubeni acquired 20% of economic interest in Maynilad in February 2013.

Competition. – Among the publicly listed companies, DMCI Holdings, Inc. is the only holding company which has construction for its primary investment, its construction business is primarily conducted by wholly-owned subsidiary, D.M. Consunji, Inc. (DMCI), which has, for its competitors, numerous construction contracting companies, both local and foreign, currently operating in the country. It has been an acknowledged trend that the state of construction industry depends mainly on prevailing economic conditions. To optimize its resources and profitability, DMCI has been focusing on selected markets where construction demand has remained relatively strong, particularly, in more complex building structures and civil works. The Company's coal mining is the largest coal producer in the country. Competition is coming from imported coal. The real estate business, DMCI Homes, is well-positioned to capture the end-user market with much lower price for the same market with that of its competitor.

Dependence on a few customers. – Not applicable

Transactions with and/or dependence on related parties. - All transactions with related companies are done on market terms and arm's length basis. See Note 20 (Related Party Disclosures) of the Notes to the Consolidated Financial Statements.

Need for governmental approval of products and services. – Not applicable to DMCI Holdings, Inc. The operating subsidiaries and affiliate comply with all existing and applicable requirements to secure government approvals on its products/services.

Effect of existing or probable governmental regulations to the business. – Not applicable to DMCI Holdings, Inc. but only to its operating subsidiaries and affiliate. The operating subsidiaries and affiliate comply with all existing and applicable government regulations and secure all government approvals for its registered activities. For DMCI and PDI, it is required under Philippine laws to secure construction permits and environmental clearances from appropriate government agencies prior to actually undertaking each project. Meanwhile, SMPC and DMC are required under Philippine laws to secure mining and exploration permits, as well as environmental clearances from appropriate government agencies for its continuing operations. The power businesses under SMPC and DPC, on the other hand, is required to comply with the provisions of the Electric Power Industry Reform Act (EPIRA) that was passed in June 2001. For Maynilad, any tariff rate adjustments require the approval of the Metropolitan Waterworks and Sewerage System (MWSS) and regulatory office.

Estimate of amount spent for research and development activities. Research and development activities of DMCI Holdings, Inc. and its subsidiaries are done on a per project basis. DMCI Holdings, Inc. and its subsidiaries do not allocate fixed percentages or specific amounts as the costs of research and development varies depending on the nature of the project.

Costs and effects of compliance with environmental laws. - Not directly applicable to DMCI Holdings, Inc., but only to its operating subsidiaries. Costs vary depending on the size and nature of a construction project for the construction and real estate businesses. SMPC and DMC must comply with the environmental standards in accordance to their respective Environmental Compliance Certificate (ECC). Meanwhile, the power businesses are required to be compliant with certain environmental laws such as the Clean Air Act (RA 9275). For Maynilad, wastewater facilities are required to be maintained in compliance with environmental standards set primarily by the Department of Environment and Natural Resources (DENR) regarding effluent quality. DMCI Holdings, Inc. and its subsidiaries has made continuous efforts to meet and exceed all statutory and regulatory standards.

Total number of employees and number of full-time employees.

Total No. of Employees (full-time employees) 12

V. DIRECTORS AND EXECUTIVE OFFICERS

Identify Directors, Including Independent Directors, and Executive Officers

Name	Position	Age	Citizenship
Isidro A. Consunji	Chairman of the Board President/Chief Executive Officer	76	Filipino
Cesar A. Buenaventura	Vice-Chairman of the Board	95	Filipino
Ma. Edwina C. Laperal	Director/ Treasurer	63	Filipino
Maria Cristina C. Gotianun	Director/ Assistant Treasurer	70	Filipino
Luz Consuelo A. Consunji	Director	71	Filipino
Jorge A. Consunji	Director	73	Filipino
Roberto L. Panlilio	Director (Independent)	70	Filipino
Bernardo M. Villegas	Director (Independent)	86	Filipino
Cynthia R. Del Castillo	Director (Independent)	72	Filipino

Herbert M. Consunji	Director/Executive Vice President & Chief Finance Officer/Chief Compliance Officer/Chief Risk Officer	72	Filipino
Noel A. Laman	Corporate Secretary	84	Filipino
Ma. Pilar P. Gutierrez	Asst. Corporate Secretary	47	Filipino
Joseph Adelbert V. Legasto	Deputy Chief Finance Officer/ Chief Strategy and Sustainability Officer	46	Filipino
Hannah Cecille L. Chan	Asst. Vice President and Investor Relations Head	36	Filipino

V.1 REGULAR DIRECTORS

Isidro A. Consunji – is 76 years old; has served the Corporation as a regular director for twenty eight (28) years since March 1995; is a regular Director of the following: **(Listed)** Semirara Mining and Power Corp., CEMEX Holdings Philippines, Inc. and Atlas Consolidated Mining and Development Corp.; **(Non-listed)** D. M. Consunji, Inc., DMCI Project Developers, Inc., DMCI Mining Corp., DMCI Power Corp., DMCI Masbate Corp., Maynilad Water Holdings, Co. Inc., Maynilad Water Services, Inc., Sem-Calaca Power Corp., Southwest Luzon Power Generation Corp., Sem-Calaca Res Corp., Sem-Cal Industrial Park Developers, Inc., Semirara Claystone, Inc., Dacon Corp., DFC Holdings, Inc., Beta Electric Corp. and Crown Equities, Inc., Wire Rope Corporation of the Philippines, Philippine Overseas Construction Board (Chairman), Construction Industry Authority of the Phils. **Education.** Bachelor of Science in Engineering (University of the Philippines), Master of Business Economics (Center for Research and Communication), Master of Business Management (Asian Institute of Management), Advanced Management (IESE School, Barcelona, Spain). **Civic Affiliations.** Philippine Overseas Construction Board, *Chairman*, Construction Industry Authority of the Philippines, *Board Member*, Philippine Constructors Association, *Past President*, Philippine Chamber of Coal Mines, *Past President*, Asian Institute of Management Alumni Association, *Member*, UP Alumni Engineers, *Member*, UP Aces Alumni Association, *Member*.

Cesar A. Buenaventura – is 95 years old; has served the Corporation as a regular director for twenty eight (28) years since March 1995; is a regular/independent Director of the following: **(Listed)** Semirara Mining and Power Corp., iPeople Inc. (Independent Director), Petroenergy Resources Corp., Concepcion Industrial Corp (Independent Director); Pilipinas Shell Petroleum Corp. (Independent Director); International Container Terminal Services, Inc. (Independent Director), Manila Water Company, Inc.; **(Non-listed)** D.M. Consunji, Inc., Mitsubishi-Hitachi Power Systems Phils, Inc. (Chairman) **Education.** Bachelor of Science in Civil Engineering (University of the Philippines), Masters Degree in Civil Engineering, Major in Structures (Lehigh University, Bethlehem, Pennsylvania). **Civic Affiliations.** Pilipinas Shell Foundation, *Founding Member*, Makati Business Club, *Founding Member and Former Trustee*, University of the Philippines, *Former Board of Regents*, Asian Institute of Management, *Former Board of Trustee*, Benigno Aquino Foundation, *Past President*, Trustee of Bloomberry Cultural Foundation, Trustee of ICTSI Foundation Inc.; **Special Recognition.** Honorary Officer, Order of the British Empire (OBE) by Her Majesty Queen Elizabeth II; MAP Management Man of the Year 1985; One of the top 100 graduates of the University of the Philippines College of Engineering in its 100-year History; Outstanding Professional in Engineering, Professional Regulatory Commission; Outstanding Fullbrighter (Business), Philippine Fulbright Association.

Jorge A. Consunji – is 73 years old; has served the Corporation as a regular director for twenty eight (28)

years since March 1995; is a regular Director of the following: **(Listed)** Semirara Mining and Power Corp. and CEMEX Holdings Philippines, Inc.; **(Non-listed)** D.M. Consunji Inc., DMCI Project Developers, Inc., DMCI Mining Corp., DMCI Power Corp., DMCI Masbate Corp., Sem-Calaca Power Corp., Southwest Luzon Power Generation Corp., Maynilad Water Holdings, Co. Inc., Maynilad Water Services, Inc., Dacon Corp., DFC Holdings, Inc., Beta Electric Corporation, Wire Rope Corporation of the Phils., Manila Herbal Corporation, Sirawai Plywood & Lumber Co., M&S Company, Inc. **Education.** Bachelor of Science in Industrial Engineering (De La Salle University); Advanced Management Program Seminar at the University of Asia and the Pacific and Top Management Program at the Asian Institute of Management. **Civic Affiliations.** PLDT-Smart Foundation, *Trustee*, Construction Industry Authority of the Phils, *Board Member*, Asean Constructors Federation, *Former Chairman*, Phil. Constructors Association, *Past President/Chairman*, Phil. Contractors Accreditation Board, *Former Chairman*, Association of Carriers & Equipment Lessors, *Past President*.

Ma. Edwina C. Laperal - is 63 years old; has served the Corporation as a regular director from March 1995 to July 2006 (11years and 4 months) and from July 2008 to present (16 years); is a regular Director of the following: **(Listed)** Semirara Mining and Power Corporation; **(Non-listed)** D.M. Consunji, Inc., DMCI Project Developers, Inc., Dacon Corporation, DMCI Urban Property Developers, Inc, Sem-Calaca Power Corp., DFC Holdings, Inc. **Education.** BS Architecture (University of the Philippines), Masters in Business Administration (University of the Philippines), Certificate in Strategic Business Economics, Center for Research and Communication. **Civic Affiliations.** UP College of Architecture Alumni Foundation Inc., *Member*; United Architects of the Philippines, *Member*; Guild of Real Estate Entrepreneurs And Professionals (GREENPRO) formerly Society of Industrial-Residential-Commercial Realty Organizations, *Member*; Institute of Corporate Directors, *Fellow*.

Luz Consuelo A. Consunji – is 71 years old; has served the Corporation as a regular director for eight (8) years since 2016. She is a regular director of the following: **(Listed)** Semirara Mining and Power Corporation; **(Non-listed)** South Davao Development Corp., Dacon Corp. and Zanorte Palm-Rubber Plantation, Inc.; **Education.** Bachelor’s Degree in Commerce, Major in Management (Assumption College), Master’s in Business Economics (University of Asia and the Pacific). **Civic Affiliations.** Missionaries of Mary Mother of the Poor, Treasurer (May 2012 – present).

Maria Cristina C. Gotianun is 70 years old; has served the Corporation as a regular director for five years since 2019 and as Assistant Treasurer for twenty nine (29) years. She is a regular director of the following positions: **(Listed)** Semirara Mining and Power Corporation, CEMEX Holdings Philippines, Inc.; **(Non-listed)** D.M. Consunji, Inc., DMCI Project Developers, Inc., DMCI Power Corporation, DMCI Masbate Power Corp., Sem-Calaca Power Corp., Sem-Cal Industrial Park Development Corp., Semirara Claystone, Inc., Semirara Training Center, Inc., Southwest Luzon Power Generation Corp., Southeast Luzon Power Corp., St. Raphael Power Generation Corp., Dacon Corporation, DFC Holdings, Inc., Sirawan Food Corporation, **Education.** Bachelor of Science in Business Economics (University of the Philippines), and Strategic Business Economics Program, University of Asia & the Pacific. **Civic Affiliations.** Institute of Corporate Directors, *Fellow*.

INDEPENDENT DIRECTORS

Roberto L. Panlilio, is 70 years old; he served previously as J.P. Morgan's Country Chairman (2019-2022) and as Senior Country Officer (SCO) for the Philippines (1999-2019). He led the management, governance and control of J.P. Morgan's franchise in the Philippines across all lines of business and the bank's Corporate Centers in the Philippines. He is also director of the following: **(Listed)** Semirara Mining and Power Corporation (Independent Director); Lopez Holdings Corporation (Independent Director); **(Non-listed)** Maya Bank, Philippine Association of Securities Brokers and Dealers, Inc., Endeavor Philippines. He is president of L&R Corporation. Prior to joining J.P. Morgan, he was the Senior Executive Vice President & Chief Operating Officer for non-commercial banking activities of PCIBank in Manila. He held various Treasury and Investment Banking posts in Manila, Hong Kong and Kuala Lumpur in Citibank from 1979 to 1993. **(Education)** He holds a Master's Degree in Business Administration and International Finance from the University of Southern California and a bachelor of science degree in Business Management from the Ateneo de Manila University.

Bernardo M. Villegas is 86 years old; He is a Visiting Professor of IESE Business School in Barcelona, Professor at the University of Asia and the Pacific (UA&P) and Research Director of the Center for Research and Communication, Manila. He is currently a member of the boards of directors or advisory boards of leading national and multinational firms, such as the; **(Listed)** Benguet Corporation, Filipino Fund, Inc., First Metro Philippine Equity Exchange Traded Fund, Inc.; **(Non-listed)** Cuervo Appraisers, Inc., PHINMA Education, and Transnational Diversified, Inc. He served in the boards of Bank of the Philippine Islands, Alaska Milk Corporation, AES, Globe Telecom, Insular Life, McDonalds and IBM. **(Education)** Doctor of Philosophy in Economics, Harvard University; Master of Arts in Economics, Harvard University, Bachelor of Arts in Humanities and Bachelor of Science in Commerce, De La Salle University (Summa Cum Laude). He is a Certified Public Accountant, having been one of the CPA board topnotchers. At Harvard, at the age of 21, he was one of the youngest ever to be a teaching fellow in the College of Arts and Sciences. His special fields of study are development economics, social economics, business economics and strategic management.

Atty. Cynthia R. Del Castillo is 72 years old; She is currently a Senior Partner and member of the Executive Board of Romulo Mabanta Buenaventura Sayoc and De Los Angeles since 1977. **(Directorship in Listed Companies)** Shang Properties, Inc. **(Professional Affiliations)** Senior Partner, Romulo Mabanta Buenaventura Sayoc & delos Angeles; Dean of the Ateneo de Manila University School of Law (May 1990-June 2000); Professor of Law at the Ateneo de Manila University School of Law (April 1977-Present); Admitted to the Philippine Bar in March 1977, placing 11th in the Philippine Bar Examinations given November 1976. **(Education)** Bachelor of Laws, Ateneo de Manila School of Law, 1976. Graduated Valedictorian. Recipient of Gold Medal for Academic Excellence and Golden Leaf Awards for academics. Editor-in-Chief of the Ateneo Law Journal. Member of the Board of Editors of the school paper; Bachelor of Arts, Major in Political Science. University of Santo Tomas, 1972. President of Arts & Letters Student Council, Section Editor of the official student organ and Quezon Leadership Awardee for 1972. **(Other Affiliations)** Bar Examiner in Civil Law, 2008 and 2019 Philippine Bar Examinations; Member, Audit Committee of the International School, Inc. (2012-Present); Member, Supreme Court of the Philippines Legal Education Committee for Bar Reforms (May 2019 – Present); Amicus Curiae in Supreme Court Cases (2019-Present).

VI. MARKET PRICE OF AND DIVIDENDS ON REGISTRANT'S COMMON EQUITY AND RELATED STOCKHOLDER MATTERS

1. Market Information

Both common and preferred shares of DMCI Holdings, Inc. are traded on the Philippine Stock Exchange.

The high and low sales prices of the Company's equity at the Philippine Stock Exchange for each quarter of the last two fiscal years and the first quarter of 2025 are set forth below.

Common Share Prices

		High	Low
2023	First Quarter	13.06	10.50
	Second Quarter	9.47	9.34
	Third Quarter	10.68	10.42
	Fourth Quarter	9.84	9.65
2024	First Quarter	12.16	11.36
	Second Quarter	11.38	11.14
	Third Quarter	11.74	11.32
	Fourth Quarter	10.82	10.64
2025	First Quarter	11.48	11.24

Preferred Share Prices

		High	Low
2023	First Quarter	--	--
	Second Quarter	--	--
	Third Quarter	--	--
	Fourth Quarter	--	--
2024	First Quarter	--	--
	Second Quarter	--	--
	Third Quarter	--	--
	Fourth Quarter	--	--
2025	First Quarter	--	--

Price information as of the latest practicable trading date: As of **March 31, 2025**:

	High	Low	Close	Volume
Common Shares	11.48	11.24	11.48	3,876,300
Preferred Shares	–	–	–	–

If the information called for by the aforementioned paragraph is being presented in a registration statement relating to a class of common equity for which at the time of filing there is no established public trading market in the Philippines, indicate the amounts of common equity – **Not applicable**

2. Holders

As of **March 31, 2025** the Company had a total of 750 shareholders of which 739 were holders of a total of 13,277,470,000 common shares and 11 were holders of a total of 960 preferred shares. The following table sets forth the list of the Top 20 common shareholders of the Corporation as of March 14, 2025 indicating the number of shares held by each and the percentage to the total outstanding shares.

	NAME	No. Of Shares	PERCENTAGE
1.	DACON CORPORATION	6,638,822,915	50.00%
2.	PCD NOMINEE CORPORATION (FILIPINO)	2,775,739,111	20.91%
3.	DFC HOLDINGS, INC.	2,379,799,910	17.92%
4.	PCD NOMINEE CORPORATION (FOREIGN)	678,573,040	5.11%
5.	DFC HOLDINGS, INC.	169,026,900	1.27%
6.	HENFELS INVESTMENTS CORPORATION	164,312,700	1.24%
7.	BERIT HOLDINGS CORPORATION	117,573,568	0.89%
8.	AUGUSTA HOLDINGS, INC.	108,297,072	0.82%
9.	DMCI RETIREMENT PLAN	99,900,000	0.75%
10.	MERU HOLDINGS, INC.	18,689,266	0.14%
11.	GREAT TIMES HOLDINGS CORP.	15,803,015	0.12%
12.	DMCI RETIREMENT FUND	13,000,000	0.10%
13.	DAVEPRIME HOLDINGS, INC.	7,487,377	0.06%
14.	ARTREGARD HOLDINGS, INC.	6,580,776	0.05%
15.	F. YAP SECURITIES	6,500,000	0.05%
16.	JOSEFA CONSUNJI REYES	5,650,000	0.04%
17.	JAIME B. GARCIA	3,300,000	0.02%
18.	WINDERMERE HOLDINGS, INC.	2,905,715	0.02%
19.	LAPERAL, MA. EDWINA/MIGUEL DAVID C.	2,750,000	0.02%
20.	YNTALCO REALTY DEVT. CORPORATION	2,500,000	0.02%
	TOTAL	13,217,211,365	99.55%

3. Dividends

Set forth below are cash dividends declared on each class of its common equity by the Company for the two most recent fiscal years and any subsequent interim period for which financial statements are required to be presented by SRC Rule 68:

- (1) On March 29, 2023, the BOD of the Parent Company declared regular cash dividends amounting to Php 0.61 per common share and special cash dividends of P0.11 per common share or a total of P9,559,778400.00 out of the unrestricted retained earnings of the Corporation as of March 28, 2023 in favor of the common stockholders of record as of April 17, 2023 and was paid on April 28, 2023.

- (2) On October 10, 2023, the BOD of the Parent Company declared special cash dividends of P0.72 per common share or a total of P9,559,778,400.00 out of the unrestricted retained earnings of the Corporation as of October 9, 2023 in favor of the common stockholders of record as of October 24, 2023 and was paid on November 9, 2023.
- (3) On April 4, 2024 the BOD of the Parent Company declared regular cash dividends amounting to Php 0.46 per common share and special cash dividends of P0.26 per common share or a total of P9,559,778,400.00 out of the unrestricted retained earnings of the Corporation as of March 31, 2024 in favor of the common stockholders of record as of April 22, 2024 and was paid on May 3, 2024.
- (4) On October 16, 2024, the BOD of the Parent Company declared special cash dividends of P0.48 per common share or a total of P6,373,185,600.00 out of the unrestricted retained earnings of the Corporation as of October 15, 2024 in favor of the common stockholders of record as of October 30, 2024 and was paid on November 15, 2024.

There are no contractual or other restrictions on the Company's ability to pay dividends. However, the ability of the Company to pay dividends will depend upon the amount of distributions, if any, received from the Company's operating subsidiaries and joint venture investments and the availability of unrestricted retained earnings. The Company's operating subsidiaries however are sometimes restricted on the declaration and payment of dividends, as limited by negative covenants entered into by the operating subsidiaries with outside parties.

4. Recent Sales of Unregistered or Exempt Securities Including Recent Issuance of Securities Constituting an Exempt Transaction - **NONE**

VII. DISCUSSION ON COMPLIANCE WITH LEADING PRACTICE ON CORPORATE GOVERNANCE

1. The Company amended its Manual on Corporate Governance and Board Charter on March 7, 2022.
2. The Independent Directors of the Company have submitted their Certificate of Qualifications as required by Securities and Exchange Commission in the promotion of meaningful compliance with Section 38 of the Securities Regulation Code (SRC);
3. The Corporation has adapted the following policies to adhere with the best practices of Corporate Governance – Anti-Sexual Harassment Policy, Alternative Dispute Resolution, Anti-Corruption and Bribery, Biodiversity, Board Diversity, Climate Change Policy, Community Interaction, Compensation and Remuneration Policy, Company Rewards and Compensation Program for Employees, Conflict of Interest, Customer Welfare, Cybersecurity and Information Security Policy, Data Privacy, Disclosure Policy, Diversity, Environmental Policy, Equality and Inclusion Policy, Dividend Policy, Eco-Design Policy, Environmentally Friendly Value Chain, Enterprise Risk Management, Executive Succession, Health and Safety Policy for Contractors, Health, Safety and General Welfare of the Employees, Health and Safety Policy for Contractors, Human Rights Policy, Insider Trading, Investor Relations Policy, Nomination and Election Policy, Onboarding Program for First-time Directors, Material Related Party Transactions (revised), Product and Service Safety Policy, Safeguarding Creditors Rights, Supplier and Contractor Relations, Training Policy for Directors, and Whistle Blower Policy. Likewise, the Board developed its

Charter in accordance with the Corporation Code, Manual on Corporate Governance and other applicable laws.

4. The Board also created the following committees: Audit & Related Party Transaction, Corporate Governance (with functions of the nomination & election and the compensation & remuneration), Board Risk Oversight, and Strategy and Sustainability. The Board likewise established the Executive Committee (ExCom) composed of five members to be elected by the Board from among its members. The Presidents and Chief Executive Officers of the Corporation's subsidiaries were appointed by the Board as ex-officio members of the Excom.
5. The Board reviewed the Corporation's Vision, Mission, Corporate Strategy and Corporate Values.
6. The Corporation has set up all committees set forth under the Manual of Corporate Governance to adhere with the rules governing the Manual.
7. The Corporation has developed a corporate website (www.dmciholdings.com) wherein corporate information and updates, disclosures, and financial information are being uploaded for investors' and shareholders' information.
8. There are no major deviations from the adopted Manual on Corporate Governance

VIII. UPON THE WRITTEN REQUEST OF A STOCKHOLDER, THE CORPORATION WILL PROVIDE, WITHOUT CHARGE, A COPY OF THE CORPORATION'S ANNUAL REPORT IN SEC FORM 17-A AND THE CORPORATION'S LATEST QUARTERLY REPORT IN SEC FORM 17-Q DULY FILED WITH THE SECURITIES AND EXCHANGE COMMISSION. THE STOCKHOLDER MAY BE CHARGED A REASONABLE COST FOR PHOTOCOPYING THE EXHIBITS.



DMCI HOLDINGS
INCORPORATED

3rd floor
DACON Building
2281 Don Chino Roces Ave.
(formerly Pasong Tamo Ext.)
Makati City 1231, Philippines

(632) 8888-3000
E-MAIL
investors@dmcinet.com
WEBSITE
www.dmciholdings.com

**STATEMENT OF MANAGEMENT'S RESPONSIBILITY FOR
CONSOLIDATED FINANCIAL STATEMENTS**


The management of **DMCI HOLDINGS, INC. AND SUBSIDIARIES** is responsible for the preparation and fair presentation of the consolidated financial statements including the schedules attached therein, for the years ended December 31, 2024 and 2023, in accordance with the prescribed financial reporting framework indicated therein, and for such internal control as management determines is necessary to enable the preparation of consolidated financial statements that are free from material misstatement, whether due to fraud or error.

In preparing the consolidated financial statements, management is responsible for assessing the Group's ability to continue as a going concern, disclosing, as applicable matters related to going concern and using the going concern basis of accounting unless management either intends to liquidate the Group or to cease operations, or has no realistic alternative but to do so.


The Board of Directors is responsible for overseeing the Group's financial reporting process.

The Board of Directors reviews and approves the consolidated financial statements including the schedules attached therein, and submits the same to the stockholders.

SyCip Gorres Velayo & Co., the independent auditor appointed by the stockholders, has audited the consolidated financial statements of the Group in accordance with Philippine Standards on Auditing, and in its report to the stockholders, has expressed its opinion on the fairness of presentation upon completion of such audit.


Isidro A. Consunji
Chairman and President


Herbert M. Consunji
Executive Vice President and Chief Finance Officer


Joseph Adelbert V. Legasto
Deputy Chief Finance Officer

Signed this March 13, 2025

PREPARED AND SWORN TO BEFORE ME
THIS DAY OF 27 MAR 2025
I HAVE EXHIBITED HIS/HER
NO. _____ ISSUED ON _____


ATTY. RENE M. M. VILLA
NOTARY PUBLIC OF MAKATI CITY
APPOINTMENT NO. M-111
(PEO) (2025-2026)
UNTIL DECEMBER 31, 2026
PTP NO. 01-03-2025, MAKATI CITY
I&P LICENSE NO. 013595; 12-27-2013; I.C
ROLL NO. 37226
MCI COMPLIANCE NO. VIII-0012754; 08-27-2024
GROUND FLOOR, MAKATI TERRACES CONDOMINIUM
3650 DAVILA ST., TEJEROS, MAKATI CITY

Subsidiaries:
D.M. Consunji, Inc.
DMCI Project Developers, Inc.
DMCI Power Corporation
DMCI Mining Corporation
Semirara Mining and Power Corporation
Maynilad Water Holdings, Inc.
Wire Rope Corporation of the Phils.

DOC. NO. 25
PAGE NO. 6
BOOK NO. XV
SERIES OF 2025



COVER SHEET

for AUDITED FINANCIAL STATEMENTS

SEC Registration Number

A	S	O	9	5	0	0	2	2	8	3
---	---	---	---	---	---	---	---	---	---	---

COMPANY NAME

D	M	C	I		H	O	L	D	I	N	G	S	,		I	N	C	.		A	N	D		S	U	B	S	I	D
I	A	R	I	E	S																								

PRINCIPAL OFFICE (No. / Street / Barangay / City / Town / Province)

3	R	D		F	L	O	O	R	,		D	A	C	O	N		B	U	I	L	D	I	N	G	,		2	2	8
1		D	O	N		C	H	I	N	O		R	O	C	E	S		A	V	E	N	U	E	,		M	A	K	A
T	I		C	I	T	Y																							

Form Type
A A F S

Department requiring the report
C R M D

Secondary License Type, If Applicable
N / A

COMPANY INFORMATION

Company's Email Address www.dmciholdings.com	Company's Telephone Number 8888-3000	Mobile Number N/A
No. of Stockholders 736	Annual Meeting (Month / Day) Second Tuesday of May	Fiscal Year (Month / Day) December 31

CONTACT PERSON INFORMATION

The designated contact person **MUST** be an Officer of the Corporation

Name of Contact Person Herbert M. Consunji	Email Address hmc@dmcinet.com	Telephone Number/s 8888-3000	Mobile Number N/A
--	---	--	-----------------------------

CONTACT PERSON'S ADDRESS

3rd Floor Dacon Building, 2281 Chino Roces Avenue, Makati City

NOTE 1 In case of death, resignation or cessation of office of the officer designated as contact person, such incident shall be reported to the Commission within thirty (30) calendar days from the occurrence thereof with information and complete contact details of the new contact person designated.
2 All Boxes must be properly and completely filled-up. Failure to do so shall cause the delay in updating the corporation's records with the Commission and/or non-receipt of Notice of Deficiencies. Further, non-receipt of Notice of Deficiencies shall not excuse the corporation from liability for its deficiencies.2345



INDEPENDENT AUDITOR'S REPORT

The Stockholders and the Board of Directors
DMCI Holdings, Inc.
3rd Floor, Dacon Building
2281 Chino Roces Avenue
Makati City

Opinion

We have audited the consolidated financial statements of DMCI Holdings, Inc. and its subsidiaries (collectively, the Group), which comprise the consolidated statements of financial position as at December 31, 2024 and 2023, and the consolidated statements of income, consolidated statements of comprehensive income, consolidated statements of changes in equity and consolidated statements of cash flows for each of the three years in the period ended December 31, 2024, and notes to the consolidated financial statements, including material accounting policy information.

In our opinion, the accompanying consolidated financial statements present fairly, in all material respects, the consolidated financial position of the Group as at December 31, 2024 and 2023, and its consolidated financial performance and its consolidated cash flows for each of the three years in the period ended December 31, 2024, in accordance with Philippine Financial Reporting Standards (PFRS) Accounting Standards.

Basis for Opinion

We conducted our audits in accordance with Philippine Standards on Auditing (PSAs). Our responsibilities under those standards are further described in the *Auditor's Responsibilities for the Audit of the Consolidated Financial Statements* section of our report. We are independent of the Group in accordance with the Code of Ethics for Professional Accountants in the Philippines (Code of Ethics) together with the ethical requirements that are relevant to our audit of the consolidated financial statements in the Philippines, and we have fulfilled our other ethical responsibilities in accordance with these requirements and the Code of Ethics. We believe that the audit evidence we have obtained is sufficient and appropriate to provide a basis for our opinion.

Key Audit Matters

Key audit matters are those matters that, in our professional judgment, were of most significance in our audit of the consolidated financial statements of the current period. These matters were addressed in the context of our audit of the consolidated financial statements as a whole, and in forming our opinion thereon, and we do not provide a separate opinion on these matters. For each matter below, our description of how our audit addressed the matter is provided in that context.

We have fulfilled the responsibilities described in the *Auditor's Responsibilities for the Audit of the Consolidated Financial Statements* section of our report, including in relation to these matters. Accordingly, our audit included the performance of procedures designed to respond to our assessment of the risks of material misstatement of the consolidated financial statements.



The results of our audit procedures, including the procedures performed to address the matters below, provide the basis for our audit opinion on the accompanying consolidated financial statements.

Accounting for the Acquisition of CEMEX Asian South East Corporation

DMCI Holdings, Inc. (the Parent Company), Semirara Mining and Power Corporation (SMPC; the Parent Company's subsidiary) and Dacon Corp. (the Parent Company's shareholder), executed a Share Purchase Agreement (SPA) to acquire 100% of the outstanding capital stock of CEMEX Asian South East Corporation (CASEC) from CEMEX Asia B.V. effective December 2, 2024. The Parent Company and SMPC acquired 56.75% and 11.13% ownership interest in CASEC, respectively. The Parent Company's effective interest in CASEC is 63.06% as of December 2, 2024. The acquisition was accounted for as a business combination under PFRS 3, *Business Combinations*, based on a provisional purchase price allocation. PFRS 3 provides for a measurement period of one year from the date of acquisition wherein the acquirer may adjust provisional amounts. Apart from the significance of the amounts involved, we consider the accounting for this acquisition as a key audit matter because it requires significant management judgment and estimation in identifying the underlying acquired assets and liabilities and in determining the provisional fair values thereof, specifically the trademark, based on the available information as at the acquisition date.

Relevant disclosures related to this matter are provided in Note 4 to the consolidated financial statements.

Audit Response

We reviewed the share purchase agreement covering the acquisition and assessed whether the acquisition has been appropriately accounted for in accordance with PFRS 3. We considered the terms of the share purchase agreement and other documents related to the acquisition in evaluating the Group's determination of the total cost of acquisition and existence of control as at acquisition date. We also evaluated management's basis in determining the provisional fair values of the assets acquired and liabilities assumed from CASEC using the available information as of the acquisition date. We assessed the competence, capabilities and objectivity of the external valuation specialist who have been engaged by management to determine the fair values of the assets acquired (including the trademark) and liabilities assumed from CASEC by considering their qualifications, experience and reporting responsibilities. We involved our internal specialist in the review of the methodologies and assumptions used in arriving at the provisional fair values of the assets acquired (including the trademark) and liabilities assumed from CASEC. We compared the key assumption used in the valuation of trademark such as royalty rate by reference to relevant external information. We tested the parameters used in determining the discount rate against market data. We reviewed the adequacy of the related disclosures in the consolidated financial statements.

Recognition of Revenue from Real Estate and Construction Contracts

The Group's revenue recognition process, policies and procedures for real estate contracts are significant to our audit because these involve the application of significant judgment and estimation in the following areas: (a) the assessment of the probability that the Group will collect the consideration from the buyer; (b) the determination of the transaction price; and (c) the application of the output method as the measure of progress in determining real estate revenue.



In evaluating whether collectability of the amount of consideration is probable, the Group considers the significance of the buyer's initial payments in relation to the total contract price (or buyer's equity). Collectability is also assessed by considering factors such as history with the buyer, and age and pricing of the property. Management regularly evaluates the historical sales cancellations and back-outs, if it would still support its current threshold of buyers' equity before commencing revenue recognition.

Effective January 1, 2024, the Group adopted Philippine Interpretations Committee (PIC) Q&A 2018-12-D (as amended by PIC Q&A 2020-04) in assessing if the transaction price includes significant financing component. The Group applied the modified retrospective approach in its initial adoption.

In measuring the progress of its performance obligation over time, the Group uses the output method. This method measures progress based on the physical proportion of work done on the real estate project, which requires technical determination by the Group's specialists (i.e., project engineers).

For construction contracts, revenues are determined using the input method, which is based on the actual costs incurred to date relative to the total estimated cost to complete the construction projects. The Group also recognizes, as part of its revenue from construction contracts, the effects of variable considerations arising from various change orders and claims, to the extent that they reflect the amounts the Group expects to be entitled to and to be received from the customers, provided that it is highly probable that a significant reversal of the revenue recognized in connection with these variable considerations will not occur in the future. We considered this as a key audit matter because this process requires significant management judgements and estimates, particularly with respect to the identification of the performance obligations, estimation of the variable considerations arising from change orders and claims, and calculation of estimated costs to complete the construction projects, which requires the technical expertise of the Group's engineers.

Relevant disclosures related to this matter are provided in Note 3 to the consolidated financial statements.

Audit Response

Real estate contracts

For the buyer's equity, we evaluated management's basis of the buyer's equity by comparing this to the historical analysis of sales cancellations from buyers with accumulated payments above the collection threshold. We traced the analysis to cancelled sales monitoring and supporting documents such as notice of cancellations.

For the determination of the transaction price, we obtained an understanding of the Group's process in implementing PIC Q&A 2018-12-D (as amended by PIC Q&A 2020-04), including the determination of the population of contracts with customers related to real estate sale, the selection of the transition approach and election of available practical expedient. We obtained the financing component calculation of the management, which includes an analysis whether the financing component of the Group's contract with customers is significant. We selected sample contracts from the sales contract database and traced these selected contracts to the calculation prepared by management. For selected contracts, we traced the underlying data and assumptions used in the financing component calculation such as contract price, cash discount, payment scheme, payment amortization table and percentage of completion to the contract provision and projected percentage of completion schedule. We also recomputed the financing component for each sample selected.



For the application of the output method in determining real estate revenue, we obtained an understanding of the Group's processes for determining the percentage of completion (POC), and performed tests of the relevant controls. We obtained the certified POC reports prepared by the project engineers and assessed their competence, capabilities and objectivity by reference to their qualifications, experience and reporting responsibilities. For selected projects, we conducted ocular inspections, made relevant inquiries, and inspected the supporting details of POC reports showing the completion of the major activities of the project construction.

We performed test computation of the transition adjustments and evaluated the relevant disclosures made on the initial adoption of the above PIC Q&As.

Construction contracts

We inspected sample contracts and supplemental agreements (e.g., purchase orders, approved variation orders) and reviewed management's assessment over the identification of performance obligation within the contract and the timing of revenue recognition. For the selected contracts with variable considerations arising from change orders for which the corresponding change in price has not yet been finalized, we obtained an understanding of the management's process to estimate the amount of consideration expected to be received from the customers. For change orders and claims of sample contracts, we compared the amounts recognized as revenue to the change orders and claims approved by the customers and other relevant documentary evidences supporting the management's estimate of revenue recognized.

For the measurement of progress of the construction projects, we obtained an understanding of the Group's processes to accumulate actual costs incurred and to estimate the expected costs to complete and tested the relevant controls. We considered the competence, capabilities and objectivity of the Group's engineers by referencing their qualifications, experience and reporting responsibilities. We examined the approved total estimated completion costs, any revisions thereto, and the cost report and cost-to-complete analysis. On a sampling basis, we tested actual costs incurred through examination of invoices and other supporting documents such as progress billings from subcontractors. We conducted ocular inspections on selected projects and inquired the status of the projects under construction with the Group's project engineers. We also inspected the associated project documentation, such as accomplishment reports and variation orders, and inquired about the significant deviations from the targeted completion. We also performed test computation of the POC calculation of management.

Accounting for the Investment in a Significant Associate

The Group has an investment in Maynilad Water Holdings Company, Inc. (MWHCI) that is accounted for under the equity method. More than 90% of MWHCI's net income is derived from Maynilad Water Services, Inc. (MWSI). For the year ended December 31, 2024, the Group's share in the net income of MWHCI amounted to ₱3,318.63 million and is material to the consolidated financial statements. The Group's share in the net income of MWHCI is significantly affected by MWSI's recognition of water and sewerage service revenue.

These matters are significant to our audit because the recognition of water and sewerage service revenue of MWSI depends on the completeness and accuracy of capture of water consumption based on meter readings over the concession area taken on various dates, propriety of rates applied across various customer types, and reliability of the systems involved in processing the bills and in recording revenues.



The Group's disclosures regarding these matters are included in Notes 3 and 11 to the consolidated financial statements.

Audit Response

Our audit procedures included, among others, obtaining the relevant financial information from management about MWHCI and performed recomputation of the Group's equity in net earnings of MWHCI as recognized in the consolidated financial statements.

We obtained an understanding of the water and sewerage service revenue process, which includes maintaining the customer database, capturing billable water consumption, uploading captured billable water consumption to the billing system, calculating billable amounts based on MWSS-approved rates, and uploading data from the billing system to the financial reporting system. We also evaluated the design of and tested the relevant controls over this process. On a sample basis, we performed recalculation of the billed amounts using the MWSS-approved rates and formulae and compared them with the amounts reflected in the billing statements. We also performed substantive analytical procedures and involved our internal specialist in reviewing the procedures on recording revenues by using computed assisted audit techniques.

Estimation on Coal Mining Properties

The Group's coal mining properties with a carrying value of ₱3,838.25 million as of December 31, 2024 are amortized using the units-of-production method. Under this method, management is required to estimate the volume of mineable ore reserves for the remaining life of the mine which is a key input to the amortization of the coal mining properties. This matter is significant to our audit because the estimation of the mineable ore reserves of the Group's coal mines requires use of assumptions and significant estimation from management's specialists.

The related information on the estimation of mineable ore reserves and related coal mining properties are discussed in Notes 3 and 13 to the consolidated financial statements.

Audit response

We obtained an understanding on management's processes and controls in the estimation of coal mining properties. We evaluated the competence, capabilities and objectivity of management's internal specialists engaged by the Group to perform an assessment of the ore reserves by considering their qualifications, experience and reporting responsibilities. We reviewed the internal specialists' report and obtained an understanding of the nature, scope and objectives of their work and basis of estimates, including the changes in the reserves during the year. We performed back testing of prior year coal production forecast against the actual coal production during the year. We also tested the application of the estimated ore reserves in the amortization of mining properties.



Other Information

Management is responsible for the other information. The other information comprises the information included in the SEC Form 20-IS (Definitive Information Statement), SEC Form 17-A and Annual Report for the year ended December 31, 2024, but does not include the consolidated financial statements and our auditor's report thereon. The SEC Form 20-IS, SEC Form 17-A and Annual Report for the year ended December 31, 2024 are expected to be made available to us after the date of this auditor's report.

Our opinion on the consolidated financial statements does not cover the other information and we will not express any form of assurance conclusion thereon.

In connection with our audits of the consolidated financial statements, our responsibility is to read the other information identified above when it becomes available and, in doing so, consider whether the other information is materially inconsistent with the consolidated financial statements or our knowledge obtained in the audits, or otherwise appears to be materially misstated.

Responsibilities of Management and Those Charged with Governance for the Consolidated Financial Statements

Management is responsible for the preparation and fair presentation of the consolidated financial statements in accordance with PFRS Accounting Standards, and for such internal control as management determines is necessary to enable the preparation of consolidated financial statements that are free from material misstatement, whether due to fraud or error.

In preparing the consolidated financial statements, management is responsible for assessing the Group's ability to continue as a going concern, disclosing, as applicable, matters related to going concern and using the going concern basis of accounting unless management either intends to liquidate the Group or to cease operations, or has no realistic alternative but to do so.

Those charged with governance are responsible for overseeing the Group's financial reporting process.

Auditor's Responsibilities for the Audit of the Consolidated Financial Statements

Our objectives are to obtain reasonable assurance about whether the consolidated financial statements as a whole are free from material misstatement, whether due to fraud or error, and to issue an auditor's report that includes our opinion. Reasonable assurance is a high level of assurance, but is not a guarantee that an audit conducted in accordance with PSAs will always detect a material misstatement when it exists. Misstatements can arise from fraud or error and are considered material if, individually or in the aggregate, they could reasonably be expected to influence the economic decisions of users taken on the basis of these consolidated financial statements.



As part of an audit in accordance with PSAs, we exercise professional judgment and maintain professional skepticism throughout the audit. We also:

- Identify and assess the risks of material misstatement of the consolidated financial statements, whether due to fraud or error, design and perform audit procedures responsive to those risks, and obtain audit evidence that is sufficient and appropriate to provide a basis for our opinion. The risk of not detecting a material misstatement resulting from fraud is higher than for one resulting from error, as fraud may involve collusion, forgery, intentional omissions, misrepresentations, or the override of internal control.
- Obtain an understanding of internal control relevant to the audit in order to design audit procedures that are appropriate in the circumstances, but not for the purpose of expressing an opinion on the effectiveness of the Group's internal control.
- Evaluate the appropriateness of accounting policies used and the reasonableness of accounting estimates and related disclosures made by management.
- Conclude on the appropriateness of management's use of the going concern basis of accounting and, based on the audit evidence obtained, whether a material uncertainty exists related to events or conditions that may cast significant doubt on the Group's ability to continue as a going concern. If we conclude that a material uncertainty exists, we are required to draw attention in our auditor's report to the related disclosures in the consolidated financial statements or, if such disclosures are inadequate, to modify our opinion. Our conclusions are based on the audit evidence obtained up to the date of our auditor's report. However, future events or conditions may cause the Group to cease to continue as a going concern.
- Evaluate the overall presentation, structure and content of the consolidated financial statements, including the disclosures, and whether the consolidated financial statements represent the underlying transactions and events in a manner that achieves fair presentation.
- Plan and perform the group audit to obtain sufficient appropriate audit evidence regarding the financial information of the entities or business activities within the Group as a basis for forming an opinion on the consolidated financial statements. We are responsible for the direction, supervision and review of the audit work performed for purposes of the group audit. We remain solely responsible for our audit opinion.

We communicate with those charged with governance regarding, among other matters, the planned scope and timing of the audit and significant audit findings, including any significant deficiencies in internal control that we identify during our audit.

We also provide those charged with governance with a statement that we have complied with relevant ethical requirements regarding independence, and to communicate with them all relationships and other matters that may reasonably be thought to bear on our independence, and where applicable, related safeguards.



From the matters communicated with those charged with governance, we determine those matters that were of most significance in the audit of the consolidated financial statements of the current period and are therefore the key audit matters. We describe these matters in our auditor's report unless law or regulation precludes public disclosure about the matter or when, in extremely rare circumstances, we determine that a matter should not be communicated in our report because the adverse consequences of doing so would reasonably be expected to outweigh the public interest benefits of such communication.

The engagement partner on the audit resulting in this independent auditor's report is Jennifer D. Tielao.

SYCIP GORRES VELAYO & CO.



Jennifer D. Tielao

Partner

CPA Certificate No. 109616

Tax Identification No. 245-571-753

BOA/PRC Reg. No. 0001, April 16, 2024, valid until August 23, 2026

BIR Accreditation No. 08-001998-110-2023, September 12, 2023, valid until September 11, 2026

PTR No. 10465392, January 2, 2025, Makati City

March 13, 2025



DMCI HOLDINGS, INC. AND SUBSIDIARIES
CONSOLIDATED STATEMENTS OF FINANCIAL POSITION
(Amounts in Thousands of Pesos)

	December 31	
	2024	2023
ASSETS		
Current Assets		
Cash and cash equivalents (Note 5)	₱34,298,524	₱32,158,078
Receivables - net (Note 6)	23,033,562	23,265,106
Current portion of contract assets (Note 7)	13,057,803	19,304,451
Inventories (Note 8)	67,234,146	67,902,205
Other current assets (Note 9)	15,202,487	12,088,585
	152,826,522	154,718,425
Asset held-for-sale (Note 10)	–	713,218
Total Current Assets	152,826,522	155,431,643
Noncurrent Assets		
Property, plant and equipment (Note 13)	82,493,172	53,673,801
Investments in associates and joint ventures (Note 11)	24,275,274	19,091,633
Contract assets - net of current portion (Note 7)	5,888,895	10,839,030
Trademarks (Note 4)	5,492,744	–
Right-of-use assets (Note 33)	3,828,484	140,629
Goodwill (Note 4)	1,947,415	–
Deferred tax assets - net (Note 29)	1,617,544	922,891
Exploration and evaluation assets (Note 14)	1,386,296	505,513
Other noncurrent assets (Notes 12, 14 and 23)	8,689,307	7,390,083
Total Noncurrent Assets	135,619,131	92,563,580
	₱288,445,653	₱247,995,223
LIABILITIES AND EQUITY		
Current Liabilities		
Short-term debt (Note 15)	₱4,312,526	₱1,547,386
Accounts and other payables (Notes 17, 21 and 33)	32,244,992	30,495,688
Income tax payable	391,225	488,465
Current portion of liabilities for purchased land (Note 16)	532,239	753,046
Current portion of long-term debt (Note 19)	4,906,247	6,660,721
Current portion of contract liabilities and other customers' advances and deposits (Note 18)	16,199,469	16,151,576
Total Current Liabilities	58,586,698	56,096,882

(Forward)



	December 31	
	2024	2023
Noncurrent Liabilities		
Long-term debt - net of current portion (Note 19)	₱58,907,449	₱41,261,215
Contract liabilities - net of current portion (Note 18)	8,354,244	3,199,429
Deferred tax liabilities - net (Note 29)	5,313,225	6,434,245
Liabilities for purchased land - net of current portion (Note 16)	547,119	538,221
Other noncurrent liabilities (Notes 20, 23 and 33)	6,965,919	3,028,081
Total Noncurrent Liabilities	80,087,956	54,461,191
Total Liabilities	138,674,654	110,558,073
Equity		
Equity attributable to equity holders of the Parent Company:		
Paid-in capital	27,949,868	17,949,868
Treasury shares - Preferred (Note 22)	(7,069)	(7,069)
Retained earnings (Note 22)	91,463,005	90,797,032
Premium on acquisition of noncontrolling-interests (Note 32)	(817,958)	(817,958)
Remeasurements on pension plans - net of tax (Note 23)	1,182,835	899,283
Net accumulated unrealized gains on equity investments designated at fair value through other comprehensive income (FVOCI) (Note 14)	242,034	174,698
Share in other comprehensive income of associates (Note 11)	(93,410)	25,385
	119,919,305	109,021,239
Noncontrolling interests (Note 32)	29,851,694	28,415,911
Total Equity	149,770,999	137,437,150
	₱288,445,653	₱247,995,223

See accompanying Notes to Consolidated Financial Statements.



DMCI HOLDINGS, INC. AND SUBSIDIARIES**CONSOLIDATED STATEMENTS OF INCOME**

(Amounts in Thousands of Pesos, Except for Earnings Per Share Figures)

	Years Ended December 31		
	2024	2023	2022
REVENUE (Note 34)			
Coal mining	₱39,462,717	₱51,633,898	₱69,759,876
Electricity sales	32,403,806	32,106,384	28,092,159
Construction contracts	15,054,331	16,674,696	19,076,915
Real estate sales	11,396,387	18,587,311	21,398,777
Nickel mining	2,477,387	3,386,352	3,788,595
Cement sales	1,064,146	—	—
Merchandise sales and others	519,774	440,473	483,371
	102,378,548	122,829,114	142,599,693
COSTS OF SALES AND SERVICES (Note 24)			
Coal mining	21,744,840	23,255,381	21,169,795
Electricity sales	15,580,605	14,481,403	13,685,705
Construction contracts	13,916,134	15,316,709	17,577,604
Real estate sales	6,645,716	12,141,546	14,480,400
Nickel mining	1,341,911	1,611,941	1,206,505
Cement sales	1,119,303	—	—
Merchandise sales and others	310,923	363,045	387,935
	60,659,432	67,170,025	68,507,944
GROSS PROFIT	41,719,116	55,659,089	74,091,749
OPERATING EXPENSES (Note 25)	18,010,109	20,700,298	25,066,956
	23,709,007	34,958,791	49,024,793
EQUITY IN NET EARNINGS OF ASSOCIATES AND JOINT VENTURES (Note 11)	3,354,081	2,145,377	1,506,278
OTHER INCOME (EXPENSES)			
Finance income (Note 26)	2,451,732	1,989,202	858,495
Finance costs (Note 27)	(2,730,175)	(964,167)	(1,108,564)
Other income - net (Note 28)	3,838,659	3,025,473	2,918,662
	3,560,216	4,050,508	2,668,593
INCOME BEFORE INCOME TAX	30,623,304	41,154,676	53,199,664
PROVISION FOR INCOME TAX (Note 29)	3,116,096	4,317,762	4,723,689
NET INCOME (Note 34)	₱27,507,208	₱36,836,914	₱48,475,975
NET INCOME ATTRIBUTABLE TO:			
Equity holders of the Parent Company	₱18,976,167	₱24,722,372	₱31,087,484
Noncontrolling interests (Note 32)	8,531,041	12,114,542	17,388,491
	₱27,507,208	₱36,836,914	₱48,475,975
Basic/diluted earnings per share attributable to equity holders of the Parent Company (Note 30)	₱1.43	₱1.86	₱2.34

See accompanying Notes to Consolidated Financial Statements.



DMCI HOLDINGS, INC. AND SUBSIDIARIES
CONSOLIDATED STATEMENTS OF COMPREHENSIVE INCOME
(Amounts in Thousands of Pesos)

	Years Ended December 31		
	2024	2023	2022
NET INCOME	₱27,507,208	₱36,836,914	₱48,475,975
OTHER COMPREHENSIVE INCOME (LOSS)			
Items that will not be reclassified to profit or loss in subsequent periods			
Changes in fair values of investments in equity instruments designated at FVOCI (Note 14)	67,336	43,085	30,006
Net remeasurement gain (loss) on pension plans - net of tax (Note 23)	280,126	(94,733)	475,940
Share in other comprehensive income of associates (Note 11)	(118,795)	95	46,901
TOTAL OTHER COMPREHENSIVE INCOME (LOSS)	228,667	(51,553)	552,847
TOTAL COMPREHENSIVE INCOME	₱27,735,875	₱36,785,361	₱49,028,822
TOTAL COMPREHENSIVE INCOME ATTRIBUTABLE TO:			
Equity holders of the Parent Company	₱19,208,260	₱24,689,393	₱31,627,261
Noncontrolling interests	8,527,615	12,095,968	17,401,561
	₱27,735,875	₱36,785,361	₱49,028,822

See accompanying Notes to Consolidated Financial Statements.



DMCI HOLDINGS, INC. AND SUBSIDIARIES
CONSOLIDATED STATEMENTS OF CHANGES IN EQUITY
(Amounts in Thousands of Pesos)

Attributable to Equity Holders of the Parent Company

	Capital Stock (Note 22)	Additional Paid-in Capital (Note 22)	Total Paid-in Capital (Note 22)	Treasury Shares - Preferred (Note 22)	Retained Earnings (Note 22)	Premium on Acquisition of Non- controlling Interests (Note 32)	Remeasuremen ts on Pension Plans - net of tax (Note 23)	Net Accumulated Unrealized Gains on Equity Investments Designated at FVOCI (Note 14)	Share in Other Comprehensive Income (Loss) of Associates (Note 11)	Total	Noncontrolling Interests (Note 32)	Total Equity
For the Year Ended December 31, 2024												
Balances as of January 1, 2024	₱13,277,474	₱4,672,394	₱17,949,868	(₱7,069)	₱90,797,032	(₱817,958)	₱899,283	₱174,698	₱25,385	₱109,021,239	₱28,415,911	₱137,437,150
Effect of full adoption of PFRS 15 (Note 2)	–	–	–	–	(2,377,230)	–	–	–	–	(2,377,230)	–	(2,377,230)
Balances as of January 1, 2024, as restated	13,277,474	4,672,394	17,949,868	(7,069)	88,419,802	(817,958)	899,283	174,698	25,385	106,644,009	28,415,911	135,059,920
Comprehensive income												
Net income	–	–	–	–	18,976,167	–	–	–	–	18,976,167	8,531,041	27,507,208
Other comprehensive income	–	–	–	–	–	–	283,552	67,336	(118,795)	232,093	(3,426)	228,667
Total comprehensive income	–	–	–	–	18,976,167	–	283,552	67,336	(118,795)	19,208,260	8,527,615	27,735,875
Issuance of preferred shares	10,000	9,990,000	10,000,000	–	–	–	–	–	–	10,000,000	–	10,000,000
Acquisition of a subsidiary (Note 4)	–	–	–	–	–	–	–	–	–	–	3,963,855	3,963,855
Cash dividends declared (Note 22)	–	–	–	–	(15,932,964)	–	–	–	–	(15,932,964)	(11,055,687)	(26,988,651)
Balances at December 31, 2024	₱13,287,474	₱14,662,394	₱27,949,868	(₱7,069)	₱91,463,005	(₱817,958)	₱1,182,835	₱242,034	(₱93,410)	₱119,919,305	₱29,851,694	₱149,770,999
For the Year Ended December 31, 2023												
Balances as of January 1, 2023	₱13,277,474	₱4,672,394	₱17,949,868	(₱7,069)	₱85,194,218	(₱817,958)	₱975,442	₱131,613	₱25,290	₱103,451,404	₱29,218,230	₱132,669,634
Comprehensive income												
Net income	–	–	–	–	24,722,372	–	–	–	–	24,722,372	12,114,542	36,836,914
Other comprehensive income	–	–	–	–	–	–	(76,159)	43,085	95	(32,979)	(18,574)	(51,553)
Total comprehensive income	–	–	–	–	24,722,372	–	(76,159)	43,085	95	24,689,393	12,095,968	36,785,361
Cash dividends declared (Note 22)	–	–	–	–	(19,119,558)	–	–	–	–	(19,119,558)	(12,898,287)	(32,017,845)
Balances at December 31, 2023	₱13,277,474	₱4,672,394	₱17,949,868	(₱7,069)	₱90,797,032	(₱817,958)	₱899,283	₱174,698	₱25,385	₱109,021,239	₱28,415,911	₱137,437,150

(Forward)



Attributable to Equity Holders of the Parent Company

	Capital Stock (Note 22)	Additional Paid-in Capital (Note 22)	Total Paid-in Capital (Note 22)	Treasury Shares - Preferred (Note 22)	Retained Earnings (Note 22)	Premium on Acquisition of Non- controlling Interests (Note 32)	Remeasurement on Pension Plans - net of tax (Note 23)	Net Accumulated Unrealized Gains on Equity Investments Designated at FVOCI (Note 14)	Share in Other Comprehensive Income (Loss) of Associates (Note 11)	Total	Noncontrolling Interests (Note 32)	Total Equity
For the Year Ended December 31, 2022												
Balances as of January 1, 2022	₱13,277,474	₱4,672,394	₱17,949,868	(₱7,069)	₱70,039,693	(₱817,958)	₱513,860	₱100,319	(₱21,611)	₱87,757,102	₱21,089,510	₱108,846,612
Comprehensive income												
Net income	-	-	-	-	31,087,484	-	-	-	-	31,087,484	17,388,491	48,475,975
Other comprehensive income	-	-	-	-	-	-	461,582	31,294	46,901	539,777	13,070	552,847
Total comprehensive income	-	-	-	-	31,087,484	-	461,582	31,294	46,901	31,627,261	17,401,561	49,028,822
Cash dividends declared (Note 22)	-	-	-	-	(15,932,959)	-	-	-	-	(15,932,959)	(9,272,841)	(25,205,800)
Balances at December 31, 2022	₱13,277,474	₱4,672,394	₱17,949,868	(₱7,069)	₱85,194,218	(₱817,958)	₱975,442	₱131,613	₱25,290	₱103,451,404	₱29,218,230	₱132,669,634

See accompanying Notes to Consolidated Financial Statements.



DMCI HOLDINGS, INC. AND SUBSIDIARIES
CONSOLIDATED STATEMENTS OF CASH FLOWS
(Amounts in Thousands of Pesos)

	Years Ended December 31		
	2024	2023	2022
CASH FLOWS FROM OPERATING ACTIVITIES			
Income before income tax	₱30,623,304	₱41,154,676	₱53,199,664
Adjustments for:			
Depreciation, depletion and amortization (Notes 12, 13, 14, 24, 25 and 33)	8,933,983	8,630,329	7,817,903
Finance costs (Note 27)	2,730,175	964,167	1,108,564
Net unrealized foreign exchange loss (gain)	202,606	217,125	(1,283,418)
Write-down/impairment of property, plant and equipment and asset held-for-sale (Notes 3, 13, 25 and 28)	–	76,095	466,240
Equity in net earnings of associates and joint ventures (Note 11)	(3,354,081)	(2,145,377)	(1,506,278)
Finance income (Note 26)	(2,451,732)	(1,989,202)	(858,495)
Gain on sale of undeveloped parcel of land (Note 28)	(259,413)	(141,792)	–
Net movement in net pension asset (liability)	762,391	80,460	171,771
Gain on sale of property, plant and equipment - net (Notes 13 and 28)	–	(55,914)	(69,346)
Recoveries from insurance claims and claims from third party settlement	(186,234)	(31,884)	–
Operating income before changes in working capital	37,000,999	46,758,683	59,046,605
Decrease (increase) in:			
Receivables and contract assets	9,175,967	3,224,211	(6,090,904)
Inventories	(1,418,175)	(4,866,708)	(5,372,448)
Other current assets	1,262,180	(1,898,943)	2,575,202
Increase (decrease) in:			
Contract liabilities and other customers' advances and deposits	5,192,707	3,431,596	(81,212)
Accounts and other payables	(18,033,909)	2,184,747	(481,531)
Liabilities for purchased land	(211,909)	(513,434)	233,332
Cash generated from operations	32,967,860	48,320,152	49,829,044
Income taxes paid	(4,515,741)	(3,998,389)	(6,354,377)
Interest paid (including interest capitalized as cost of inventory) (Note 8)	–	(1,858,629)	(1,611,318)
Interest received	2,451,732	1,504,282	858,495
Net cash provided by operating activities	₱30,903,851	₱43,967,416	₱42,721,844

(Forward)



	Years Ended December 31		
	2024	2023	2022
CASH FLOWS FROM INVESTING ACTIVITIES			
Dividends received from associates	₱1,278,113	₱915,551	₱834,367
Cash paid for acquisition of business - net of cash received (Note 4)	(8,060,913)	-	-
Additions to:			
Property, plant and equipment (Note 13)	(12,647,025)	(5,460,280)	(6,514,073)
Investments in associates and joint ventures (Note 11)	(3,241,000)	-	-
Investment properties and exploration and evaluation assets (Notes 14)	(880,783)	(43,965)	(174,766)
Interest paid and capitalized as cost of property, plant and equipment (Note 13)	-	(74,143)	(1,188)
Proceeds from disposals of:			
Undeveloped land	1,821,219	1,339,286	-
Property, plant and equipment	-	86,777	93,684
Asset-held for sale	110,103	603,115	-
Insurance claims and claims from third party settlement	186,234	31,884	-
Increase in other noncurrent assets	(1,686,651)	(774,131)	(2,932,467)
Net cash used in investing activities	(23,120,703)	(3,375,906)	(8,694,443)
CASH FLOWS FROM FINANCING ACTIVITIES			
Proceeds from issuance of preferred shares (Note 22)	10,000,000	-	-
Proceeds from availment of:			
Short-term debt (Note 38)	2,765,140	917,968	1,065,655
Long-term debt (Note 38)	16,781,719	4,466,250	11,906,818
Payments of:			
Short-term debt (Note 38)	-	(500,000)	(975,600)
Long-term debt (Note 38)	(8,289,240)	(8,015,595)	(12,487,673)
Dividends to equity holders of the Parent Company (Notes 22 and 38)	(15,932,964)	(19,119,558)	(15,932,959)
Dividends to noncontrolling-interests (Notes 22 and 38)	(11,055,687)	(12,914,997)	(9,256,131)
Interest	(3,419,443)	(1,206,426)	(1,045,927)
Lease liabilities (Note 33)	(21,133)	(35,840)	(32,940)
Increase (decrease) in other noncurrent liabilities (Note 38)	3,502,852	(216,583)	1,514,788
Net cash used in financing activities	(5,668,756)	(36,624,781)	(25,243,969)
EFFECT OF EXCHANGE RATE CHANGES ON CASH AND CASH EQUIVALENTS			
	26,054	(217,125)	1,283,023
NET INCREASE IN CASH AND CASH EQUIVALENTS	2,140,446	3,749,604	10,066,455
CASH AND CASH EQUIVALENTS AT BEGINNING OF YEAR	32,158,078	28,408,474	18,342,019
CASH AND CASH EQUIVALENTS AT END OF YEAR (Note 5)	₱34,298,524	₱32,158,078	₱28,408,474

See accompanying Notes to Consolidated Financial Statements.



DMCI HOLDINGS, INC. AND SUBSIDIARIES

NOTES TO CONSOLIDATED FINANCIAL STATEMENTS

1. Corporate Information

DMCI Holdings, Inc. (the Parent Company) was incorporated on March 8, 1995 and is domiciled in the Philippines. The Parent Company's registered office address and principal place of business is at 3rd Floor, Dacon Building, 2281 Chino Roces Avenue, Makati City.

The Parent Company and its subsidiaries (collectively referred to herein as the Group) is primarily engaged in general construction, coal and nickel mining, power generation, real estate development, and manufacturing of certain construction materials. In addition, the Group has equity ownership in water concession business.

The Parent Company's shares of stock are listed and are currently traded at the Philippine Stock Exchange (PSE). The Parent Company is 50.01%-owned by Dacon Corporation as of December 31, 2024.

The accompanying consolidated financial statements were approved and authorized for issue by the Board of Directors (BOD) on March 13, 2025.

2. Material Accounting Policy Information

Basis of Preparation

The consolidated financial statements of the Group have been prepared using the historical cost basis, except for financial assets at fair value through other comprehensive income (FVOCI) which have been measured at fair value. The Parent Company's functional currency and the Group's presentation currency is the Philippine Peso (₱). All amounts are rounded to the nearest thousand (₱000), except for earnings per share and par value information or unless otherwise indicated.

Any other differences in the comparative amounts from the amounts in the consolidated financial statements for the year ended December 31, 2023 are solely the result of reclassifications for comparative purposes and are not material.

Statement of Compliance

The consolidated financial statements of the Group have been prepared in compliance with Philippine Financial Reporting Standards (PFRS) Accounting Standards as adopted by the Financial and Sustainability Reporting Standards Council (FSRSC).

Basis of Consolidation

The consolidated financial statements comprise the financial statements of the Group as of December 31, 2024 and 2023, and for each of the three years in the period ended December 31, 2024.

Consolidation of a subsidiary begins when the Group obtains control over the subsidiary and ceases when the Group loses control of the subsidiary. Assets, liabilities, income and expenses of a subsidiary acquired or disposed of during the year are included or excluded in the consolidated financial statements from the date the Group gains control or until the date the Group ceases to control the subsidiary.

Control is achieved when the Group is exposed, or has rights, to variable returns from its involvement with the investee and has the ability to affect those returns through its power over the investee.



Specifically, the Group controls an investee if and only if the Group has:

- Power over the investee (i.e., existing rights that give it the current ability to direct the relevant activities of the investee);
- Exposure, or rights, to variable returns from its involvement with the investee; and,
- The ability to use its power over the investee to affect its returns.

The Group re-assesses whether or not it controls an investee if facts and circumstances indicate that there are changes to one or more of the three elements of control.

A change in the ownership interest of a subsidiary, without loss of control, is accounted for as an equity transaction. If the Group loses control over a subsidiary, it:

- Derecognizes the assets (including goodwill) and liabilities of the subsidiary, the carrying amount of any noncontrolling-interests and the cumulative translation differences recorded in equity.
- Recognizes the fair value of the consideration received, the fair value of any investment retained and any surplus or deficit in profit or loss.
- Reclassifies the parent's share of components previously recognized in other comprehensive income to profit or loss or retained earnings, as appropriate.

The consolidated financial statements are prepared using uniform accounting policies for like transactions and other similar events. When necessary, adjustments are made to the financial statements of subsidiaries to bring their accounting policies in line with the Group's accounting policies. All intra-group assets and liabilities, equity, income, expenses and cash flows relating to transactions between members of the Group are eliminated in full on consolidation.

The consolidated financial statements include the financial statements of the Parent Company and the following subsidiaries (which are all incorporated and domiciled in the Philippines).

	Nature of Business	2024			2023		
		Direct	Indirect	Effective Interest	Direct	Indirect	Effective Interest
(In percentage)							
<u>General Construction:</u>							
D.M. Consunji, Inc. (DMCI)	General Construction	100.00	–	100.00	100.00	–	100.00
Beta Electromechanical Corporation (Beta Electric) ¹	General Construction	–	53.20	53.20	–	53.20	53.20
Raco Haven Automation Philippines, Inc. (Raco) ^{1*}	Non-operating	–	50.14	50.14	–	50.14	50.14
Oriken Dynamix Company, Inc. (Oriken) ^{1*}	Non-operating	–	89.00	89.00	–	89.00	89.00
DMCI Technical Training Center (DMCI Training) ¹	Services	–	100.00	100.00	–	100.00	100.00
<u>Real Estate:</u>							
DMCI Project Developers, Inc. (PDI)	Real Estate Developer	100.00	–	100.00	100.00	–	100.00
DMCI-PDI Hotels, Inc. (PDI Hotels) ²	Hotel Operator	–	100.00	100.00	–	100.00	100.00
DMCI Homes Property Management Corporation (DPMC) ²	Property Management	–	100.00	100.00	–	100.00	100.00
Zenith Mobility Solutions Services, Inc. (ZMSSI) ²	Services	–	100.00	100.00	–	100.00	100.00
Riviera Land Corporation (Riviera) ²	Real Estate Developer	–	100.00	100.00	–	100.00	100.00
L & I Development Corporation (LIDC) ^{2*}	Real estate Developer	–	100.00	100.00	–	100.00	100.00
<u>Coal Mining:</u>							
Semirara Mining and Power Corporation (SMPC)	Mining	56.65	–	56.65	56.65	–	56.65
<u>On-Grid Power:</u>							
Sem-Calaca Power Corporation (SCPC) ³	Power Generation	–	56.65	56.65	–	56.65	56.65

(Forward)



Nature of Business	2024			2023		
	Direct	Indirect	Effective Interest	Direct	Indirect	Effective Interest
	(In percentage)					
Southwest Luzon Power Generation Corporation (SLPGC) ³	–	56.65	56.65	–	56.65	56.65
Sem-Calaca RES Corporation (SCRC) ^{3 & 6}	–	56.65	56.65	–	56.65	56.65
SEM-Cal Industrial Park Developers, Inc. (SIPDI) ³	–	56.65	56.65	–	56.65	56.65
Semirara Energy Utilities, Inc. (SEUI) ³	–	56.65	56.65	–	56.65	56.65
Southeast Luzon Power Generation Corporation (SeLPGC) ³	–	56.65	56.65	–	56.65	56.65
Semirara Materials and Resources Inc. (SMRI) ³	–	56.65	56.65	–	56.65	56.65
St. Raphael Power Generation Corporation (SRPGC) ³	–	56.65	56.65	–	56.65	56.65
Sem-Calaca Port Facilities, Inc. (SCPFI) ^{3 & 6}	–	56.65	56.65	–	56.65	56.65
Off-Grid Power:						
DMCI Power Corporation (DPC)	100.00	–	100.00	100.00	–	100.00
DMCI Masbate Power Corporation (DMCI Masbate) ⁴	–	100.00	100.00	–	100.00	100.00
Nickel Mining:						
DMCI Mining Corporation (DMC)	100.00	–	100.00	100.00	–	100.00
Berong Nickel Corporation (BNC) ⁵	–	74.80	74.80	–	74.80	74.80
Ulugan Resources Holdings, Inc. (URHI) ⁵	–	30.00	30.00	–	30.00	30.00
Ulugan Nickel Corporation (UNC) ⁵	–	58.00	58.00	–	58.00	58.00
Nickeline Resources Holdings, Inc. (NRHI) ⁵	–	58.00	58.00	–	58.00	58.00
TMM Management, Inc. (TMM) ⁵	–	40.00	40.00	–	40.00	40.00
Zambales Diversified Metals Corporation (ZDMC) ⁵	–	100.00	100.00	–	100.00	100.00
Zambales Chromite Mining Company Inc. (ZCMC) ⁵	–	100.00	100.00	–	100.00	100.00
Fil-Asian Strategic Resources & Properties Corporation (FASRPC) ⁵	–	100.00	100.00	–	100.00	100.00
Montague Resources Philippines Corporation (MRPC) ⁵	–	100.00	100.00	–	100.00	100.00
Montemina Resources Corporation (MRC) ⁵	–	100.00	100.00	–	100.00	100.00
Mt. Lanat Metals Corporation (MLMC) ⁵	–	100.00	100.00	–	100.00	100.00
Fil-Euro Asia Nickel Corporation (FEANC) ⁵	–	100.00	100.00	–	100.00	100.00
Heraan Holdings, Inc. (HHI) ⁵	–	100.00	100.00	–	100.00	100.00
Zambales Nickel Processing Corporation (ZNPC) ⁵	–	100.00	100.00	–	100.00	100.00
Zamnorth Holdings Corporation (ZHC) ⁵	–	100.00	100.00	–	100.00	100.00
ZDMC Holdings Corporation (ZDMCHC) ⁵	–	100.00	100.00	–	100.00	100.00
Cement:						
Cemex Asian South East Corporation (CASEC) (Note 4)	56.75	6.31	63.06	–	–	–
Cemex Holdings Philippines, Inc. (CHP) ⁷	–	56.66	56.66	–	–	–
Edgewater Ventures Corp (EVC) ⁷	–	56.66	56.66	–	–	–
Triple Dime Holdings, Inc. (TDHI) ⁷	–	56.66	56.66	–	–	–
Bedrock Holdings, Inc. (BHI) ⁷	–	56.66	56.66	–	–	–
Sandstones Strategic Holdings, Inc. (SSHI) ⁷	–	56.66	56.66	–	–	–
Apo Cement Corporation (Apo) ⁷	–	56.66	56.66	–	–	–
Solid Cement Corporation (Solid) ⁷	–	56.66	56.66	–	–	–
Ecocast Builders, Inc. (Ecocast) ⁷	–	56.66	56.66	–	–	–
Enerhiya Central, Inc. (Enerhiya) ⁷	–	56.66	56.66	–	–	–
Ecocrete, Inc. (Ecocrete) ⁷	–	56.66	56.66	–	–	–
Ecopavements, Inc. (Ecopavements) ⁷	–	56.66	56.66	–	–	–
Newcrete Management, Inc. (NMI) ⁷	–	39.66	39.66	–	–	–

(Forward)



	Nature of Business	2024			2023		
		Direct	Indirect	Effective Interest (In percentage)	Direct	Indirect	Effective Interest
<u>Manufacturing</u>							
Semirara Cement Corporation (SemCem)	Non-operational	100.00	–	100.00	100.00	–	100.00
Wire Rope Corporation of the Philippines (Wire Rope)	Manufacturing	45.68	16.02	61.70	45.68	16.02	61.70

*Ongoing liquidation.

¹ DMCI's subsidiaries.

² PDI's subsidiaries.

³ SMPC's subsidiaries. SMRI was formerly known as Semirara Claystone, Inc. (SCI)

⁴ DPC's subsidiaries.

⁵ DMC's subsidiaries.

⁶ Wholly owned subsidiary of SCPC. Incorporated on December 20, 2022.

⁷ CHP's subsidiaries.

Change in Corporate Name of Semirara Claystone, Inc.

On April 15, 2022, SEC approved the change in name of Semirara Claystone, Inc. (SCI) to Semirara Materials and Resources, Inc.(SMRI).

Incorporation of Semirara Ports Facilities, Inc.

Semirara Ports Facilities, Inc. (SPFI) was incorporated on December 20, 2022 and is 100% owned by Sem-Calaca Power Corporation, a wholly owned subsidiary of SMPC. The Company is organized primarily to manage, operate and develop the ports in the Philippines.

Noncontrolling Interests

Noncontrolling interests represent the portion of profit or loss and net assets not owned, directly or indirectly, by the Group.

Noncontrolling interests are presented separately in the consolidated statement of income, consolidated statement of comprehensive income, and within equity in the consolidated statement of financial position, separately from equity holders of the Parent Company. Any losses applicable to the noncontrolling interests are allocated against the interests of the noncontrolling interests even if these result to the noncontrolling-interest, having a deficit balance. The acquisition of an additional ownership interest in a subsidiary without a change of control is accounted for as an equity transaction.

Any excess or deficit of consideration paid over the carrying amount of the noncontrolling interests is recognized in equity of the parent company in transactions where the noncontrolling interest are acquired or sold without loss of control.

The proportion of ownership interest held by noncontrolling interests presented below on the consolidated subsidiaries are consistent with the prior year, except CASEC and its subsidiaries, which were acquired in 2024 (see Note 4):

	<u>(In Percentage)</u>
Beta Electromechanical Corporation (Beta Electromechanical)	46.80
Raco Haven Automation Philippines, Inc. (Raco)	49.86
Oriken Dynamix Company, Inc. (Oriken)	11.00
Semirara Mining and Power Corporation (SMPC)	43.35
Sem-Calaca Power Corporation (SCPC)	43.35
Southwest Luzon Power Generation Corporation (SLPGC)	43.35
Sem-Calaca RES Corporation (SCRC)	43.35
SEM-Cal Industrial Park Developers, Inc. (SIPDI)	43.35

(Forward)



	<u>(In Percentage)</u>
Semirara Energy Utilities, Inc. (SEUI)	43.35
Southeast Luzon Power Generation Corporation (SeLPGC)	43.35
Semirara Materials and Resource, Inc. (SMRI)	43.35
St. Raphael Power Generation Corporation (SRPGC)	43.35
Sem-Calaca Port Facilities, Inc. (SCPFI)	43.35
Berong Nickel Corporation (BNC)	25.20
Ulugan Resources Holdings, Inc. (URHI)	70.00
Ulugan Nickel Corporation (UNC)	42.00
Nickeline Resources Holdings, Inc. (NRHI)	42.00
TMM Management, Inc. (TMM)	60.00
Cemex Asian South East Corporation (CASEC)	36.94
Cemex Holdings Philippines, Inc. (CHP)	43.34
Edgewater Ventures Corp (EVC)	43.34
Triple Dime Holdings, Inc. (TDHI)	43.34
Bedrock Holdings, Inc. (BHI)	43.34
Sandstones Strategic Holdings, Inc. (SSHI)	43.34
Apo Cement Corporation (Apo)	43.34
Solid Cement Corporation (Solid)	43.34
Ecocast Builders, Inc. (Ecocast)	43.34
Enerhiya Central, Inc. (Enerhiya)	43.34
Ecocrete, Inc. (Ecocrete)	43.34
Ecopavements, Inc. (Ecopavements)	43.34
Newcrete Management, Inc. (NMI)	60.34
Wire Rope Corporation of the Philippines (Wire Rope)	38.30

The voting rights held by the Group in these subsidiaries are in proportion to their ownership interests, except for URHI and TMM (see Note 3).

Interests in Joint Control

DMCI, a wholly-owned subsidiary of the Parent Company, has interests in various joint arrangements (see Note 36), whereby the parties have a contractual arrangement that establishes joint control. DMCI recognizes its share of jointly held assets, liabilities, income and expenses of the joint operation with similar items, line by line, in its consolidated financial statements.

The financial statements of the joint operations are prepared for the same reporting period as the Group. Where necessary, adjustments are made to bring the accounting policies in line with those of the Group.

Asset Acquisitions

To assess whether a transaction is the acquisition of a business, the Group applies first a quantitative concentration test (also known as a screening test). The Group is not required to apply the test but may elect to do so separately for each transaction or other event. If the concentration test is met, the set of activities and assets is determined not to be a business and no further assessment is required. Otherwise, or if the Group elects not to apply the test, the Group will perform the qualitative analysis of whether an acquired set of assets and activities includes at a minimum, an input and a substantive process that together significantly contribute to the ability to create outputs.

If the assets acquired and liabilities assumed in an acquisition transaction do not constitute a business as defined under PFRS 3, the transaction is accounted for as an asset acquisition. The Group identifies and recognizes the individual identifiable assets acquired (including those assets that meet the definition of, and recognition criteria for, intangible assets) and liabilities assumed. The acquisition cost is allocated to the individual identifiable assets and liabilities on the basis of their relative fair values at the date of purchase. Such transaction or event does not give rise to goodwill.



Where the Group acquires a controlling interest in an entity that is not a business, but obtains less than 100% of the entity, after it has allocated the cost to the individual assets acquired, it notionally grosses up those assets and recognizes the difference as non-controlling interests.

When the Group obtains control over a previously held joint operation, and the joint operation does not constitute a business, the transaction is also accounted for as an asset acquisition which does not give rise to goodwill. The acquisition cost to obtain control of the joint operation is allocated to the individual identifiable assets acquired and liabilities assumed, including the additional share of any assets and liabilities previously held or incurred jointly, on the basis of their relative fair values at the date of purchase. Previously held assets and liabilities of the joint operation should remain at their carrying amounts immediately before the transaction.

Business Combinations and Goodwill

Business combinations are accounted for using the acquisition method. The cost of an acquisition is measured as the aggregate of the consideration transferred, measured at acquisition date fair value and the amount of any NCI in the acquiree. For each business combination, the acquirer measures the NCI in the acquiree either at fair value or at the proportionate share of the acquiree's identifiable net assets. Acquisition costs incurred are expensed and included in "Operating expenses" account in the consolidated statements of income.

When the Group acquires a business, it assesses the financial assets and liabilities assumed for appropriate classification and designation in accordance with the contractual terms, economic circumstances and pertinent conditions as at the acquisition date. This includes the separation of embedded derivatives in host contracts by the acquiree.

If the business combination is achieved in stages, the acquisition date fair value of the acquirer's previously held equity interest in the acquiree is remeasured to fair value at the acquisition date through consolidated statement of income. Any contingent consideration to be transferred by the acquirer will be recognized at fair value at the acquisition date. Subsequent changes to the fair value of the contingent consideration, which is deemed to be an asset or liability, will be recognized in accordance with PFRS 9 either in consolidated statements of income or as a change to OCI. If the contingent consideration is not within the scope of PFRS 9, it is measured in accordance with the appropriate PFRS Accounting Standards. Contingent consideration that is classified as equity is not measured and subsequent settlement is accounted for within equity.

Goodwill is initially measured at costs being the excess of the aggregate of the consideration transferred and the amount recognized for NCI and any previous interest held over the net identifiable assets acquired and liabilities assumed. If the consideration is lower than the fair value of the net assets of the subsidiary acquired, the difference is recognized in consolidated statements of income.

After initial recognition, goodwill is measured at costs less any accumulated impairment losses. For the purpose of impairment testing, goodwill acquired in a business combination is, from the acquisition date, allocated to each of the Group's cash-generating units that are expected to benefit from the combination, irrespective of whether other assets or liabilities of the acquiree are assigned to those units.

Where goodwill forms part of a cash-generating unit and part of the operation within that unit is disposed of, the goodwill associated with the operation disposed of is included in the carrying amount of the operation when determining the gain or loss on disposal of the operation. Goodwill disposed of in this circumstance is measured based on the relative values of the operation disposed of and the portion of the cash-generating unit retained.



If the initial accounting for a business combination can be determined only provisionally by the end of the period in which the combination is effected because either the fair values to be assigned to the acquiree's identifiable assets, liabilities or contingent liabilities or the cost of the combination can be determined only provisionally, the acquirer shall account for the combination using those provisional values. The acquirer shall recognize any adjustments to those provisional values as a result of completing the initial accounting within 12 months of the acquisition date as follows: (i) the carrying amount of the identifiable asset, liability or contingent liability that is recognized or adjusted as a result of completing the initial accounting shall be calculated as if its fair value at the acquisition date had been recognized from that date; (ii) goodwill or any gain recognized shall be adjusted by an amount equal to the adjustment to the fair value at the acquisition date of the identifiable asset, liability or contingent liability being recognized or adjusted; and (iii) comparative information presented for the periods before the initial accounting for the combination is complete shall be presented as if the initial accounting has been completed from the acquisition date.

New Standards, Interpretations, and Amendments

The accounting policies adopted are consistent with those of the previous financial year, except for the adoption of new standards effective in 2024. The Group has not early adopted any standard, interpretation or amendment that has been issued but is not yet effective.

Unless otherwise indicated, adoption of these new standards did not have an impact on the consolidated financial statements of the Group.

- Adoption of the provisions of PIC Q&A 2018-12, PFRS 15 Implementation Issues Affecting the Real Estate Industry (as amended by PIC Q&As 2020-02 and 2020-04)

On February 14, 2018, the PIC issued PIC Q&A 2018-12 which provides guidance on some PFRS 15 implementation issues affecting the real estate industry. On October 25, 2018 and February 8, 2019, the SEC issued SEC MC No. 14-2018 and SEC MC No. 3-2019, respectively, providing relief to the real estate industry by deferring the application of certain provisions of this PIC Q&A for a period of three years until December 31, 2020. On December 15, 2020, the Philippine SEC issued SEC MC No. 34-2020 which further extended the deferral of certain provisions of this PIC Q&A until December 31, 2023.

Starting January 1, 2024, the Group adopted the remaining provisions of PIC Q&A 2018-12, specifically on the: (i) significant financing components, and (ii) implementing the IFRIC Agenda Decision on Over Time Transfer of Constructed Goods (Philippine Accounting Standards 23, *Borrowing Cost*). SEC MC No. 34-2020 deferring the adoption of the exclusion of land in the calculation of percentage of completion is not applicable to the Group as it is already in full compliance with the requirements of the provisions of (PIC) Q&A No. 2018-12. The Group opted to adopt the changes using modified retroactive approach effective January 1, 2024 and the impact was recognized in the opening retained earnings. The comparative information is not restated.



The impact of modified retrospective adoption of the above changes are detailed below:

	January 1, 2024		
	As previously reported	Adjustments	As restated
Assets			
Receivables - net	₱23,265,106	(₱431,860)	₱22,833,246
Real estate held for sale and development (Note 6)	51,342,601	(2,573,409)	48,769,192
Investment in associates and joint ventures	19,091,633	(113,190)	18,978,443
Deferred tax asset - net	922,891	110,465	1,033,356
Liabilities and Equity			
Contract liabilities and other customers' advances and deposits (Note 18)	₱19,351,005	₱10,001	₱19,361,006
Deferred tax liabilities - net	6,434,245	(640,765)	5,793,480
Retained earnings	90,797,032	(2,377,230)	88,419,802

The nature of the adjustments are as follows:

	Increase (Decrease)		
	Borrowing Cost	Significant Financing Component	Total Adjustments
Assets			
Receivables - net	₱-	(₱431,860)	(₱431,860)
Real estate held for sale and development	(2,573,409)	-	(2,573,409)
Investment in associates and joint ventures	(113,190)	-	(113,190)
Deferred tax asset - net	-	110,465	110,465
Liabilities and Equity			
Contract liabilities and other customers' advances and deposits	-	10,001	10,001
Deferred tax liabilities - net	(640,765)	-	(640,765)
Retained earnings	(2,045,834)	(331,396)	(2,377,230)

- Amendments to PAS 1, *Classification of Liabilities as Current or Non-current*

The amendments clarify:

- That only covenants with which an entity must comply on or before reporting date will affect a liability's classification as current or non-current.
- That classification is unaffected by the likelihood that an entity will exercise its deferral right.
- That only if an embedded derivative in a convertible liability is itself an equity instrument would the terms of a liability not impact its classification.

- Amendments to PFRS 16, *Lease Liability in a Sale and Leaseback*

The amendments specify how a seller-lessee measures the lease liability arising in a sale and leaseback transaction in a way that it does not recognize any amount of the gain or loss that relates to the right of use retained.



- Amendments to PAS 7 and PFRS 7, Disclosures: Supplier Finance Arrangements

The amendments specify disclosure requirements to enhance the current requirements, which are intended to assist users of financial statements in understanding the effects of supplier finance arrangements on an entity's liabilities, cash flows and exposure to liquidity risk.

Standards Issued but not yet Effective

Pronouncements issued but not yet effective are listed below. Unless otherwise indicated, the Group does not expect that the future adoption of the said pronouncements will have a significant impact on its consolidated financial statements. The Group intends to adopt the following pronouncements when they become effective.

Effective beginning on or after January 1, 2025

- PFRS 17, *Insurance Contracts*

PFRS 17 is a comprehensive new accounting standard for insurance contracts covering recognition and measurement, presentation and disclosure.

PFRS 17 is effective for reporting periods beginning on or after January 1, 2025, with comparative figures required. Early application is permitted.

This standard is not applicable to the Group.

- Amendments to PAS 21, *Lack of exchangeability*

The amendments specify how an entity should assess whether a currency is exchangeable and how it should determine a spot exchange rate when exchangeability is lacking.

The amendments are effective for annual reporting periods beginning on or after January 1, 2025. Earlier adoption is permitted and that fact must be disclosed. When applying the amendments, an entity cannot restate comparative information.

These amendments are not expected to have a material impact on the Group's consolidated financial statements

Effective beginning on or after January 1, 2026

- Amendments to PFRS 9 and PFRS 7, *Classification and Measurement of Financial Instruments*

The amendments clarify that a financial liability is derecognized on the 'settlement date', i.e., when the related obligation is discharged, cancelled, expires or the liability otherwise qualifies for derecognition. They also introduce an accounting policy option to derecognize financial liabilities that are settled through an electronic payment system before settlement date if certain conditions are met.

The amendments also clarify how to assess the contractual cash flow characteristics of financial assets that include environmental, social and governance (ESG)-linked features and other similar contingent features. Furthermore, the amendments clarify the treatment of non-recourse assets and contractually linked instruments.

The Group is currently assessing the impact of adopting these amendments.



- Annual Improvements to PFRS Accounting Standards – Volume 11

The amendments are limited to changes that either clarify the wording in an Accounting Standard or correct relatively minor unintended consequences, oversight or conflicts between the requirements in the Accounting Standards. The following is the summary of the Standards involved and their related amendments.

- Amendments to PFRS 1, *Hedge Accounting by a First-time Adopter*
The amendments included in paragraphs B5 and B6 of PFRS 1 cross references to the qualifying criteria for hedge accounting in paragraph 6.4.1(a), (b) and (c) of PFRS 9. These are intended to address potential confusion arising from an inconsistency between the wording in PFRS 1 and the requirements for hedge accounting in PFRS 9.
- Amendments to PFRS 7, *Gain or Loss on Derecognition*
The amendments updated the language of paragraph B38 of PFRS 7 on unobservable inputs and included a cross reference to paragraphs 72 and 73 of PFRS 13.
- Amendments in PFRS 9
 - a) Lessee Derecognition of Lease Liabilities
The amendments to paragraph 2.1 of PFRS 9 clarified that when a lessee has determined that a lease liability has been extinguished in accordance with PFRS 9, the lessee is required to apply paragraph 3.3.3 and recognize any resulting gain or loss in profit or loss.
 - b) Transaction Price
The amendments to paragraph 5.1.3 of PFRS 9 replaced the reference to ‘transaction price as defined by PFRS 15 *Revenue from Contracts with Customers*’ with ‘the amount determined by applying PFRS 15’. The term ‘transaction price’ in relation to PFRS 15 was potentially confusing and so it has been removed. The term was also deleted from Appendix A of PFRS 9.
- Amendments to PFRS 10, *Determination of a ‘De Facto Agent’*
The amendments to paragraph B74 of PFRS 10 clarified that the relationship described in B74 is just one example of various relationships that might exist between the investor and other parties acting as de facto agents of the investor.

These amendments are not expected to have a material impact on the Group’s consolidated financial statements.

- Amendments to PAS 7, *Cost Method*
The amendments to paragraph 37 of PAS 7 replaced the term ‘cost method’ with ‘at cost’, following the prior deletion of the definition of ‘cost method’.

These amendments are not expected to have a material impact on the Group’s consolidated financial statements.



Effective beginning on or after January 1, 2027

- PFRS 18, *Presentation and Disclosure in Financial Statements*

The standard replaces PAS 1 Presentation of Financial Statements and responds to investors' demand for better information about companies' financial performance. The new requirements include:

- Required totals, subtotals and new categories in the statement of profit or loss
- Disclosure of management-defined performance measures
- Guidance on aggregation and disaggregation

The Group is currently assessing the impact of adopting these amendments.

- PFRS 19, *Subsidiaries without Public Accountability*

The standard allows eligible entities to elect to apply PFRS 19's reduced disclosure requirements while still applying the recognition, measurement and presentation requirements in other PFRS accounting standards. The application of the standard is optional for eligible entities.

This standard is not applicable to the Group.

Deferred effectivity

- Amendments to PFRS 10, *Consolidated Financial Statements*, and PAS 28, *Sale or Contribution of Assets between an Investor and its Associate or Joint Venture*

The amendments address the conflict between PFRS 10 and PAS 28 in dealing with the loss of control of a subsidiary that is sold or contributed to an associate or joint venture. The amendments clarify that a full gain or loss is recognized when a transfer to an associate or joint venture involves a business as defined in PFRS 3. Any gain or loss resulting from the sale or contribution of assets that does not constitute a business, however, is recognized only to the extent of unrelated investors' interests in the associate or joint venture.

On January 13, 2016, the Financial and Sustainability Reporting Standards Council deferred the original effective date of January 1, 2016 of the said amendments until the IASB completes its broader review of the research project on equity accounting that may result in the simplification of accounting for such transactions and of other aspects of accounting for associates and joint ventures.

These amendments are not expected to have a material impact on the Group's consolidated financial statements.

Material Accounting Policies

The material accounting policies that have been used in the preparation of consolidated financial statements are summarized below. These accounting policies have been consistently applied to all the years presented, unless otherwise stated.

Recognition and Measurement of Financial Instruments

A financial instrument is any contract that gives rise to a financial asset of one entity and a financial liability or equity instrument of another entity.



Financial assets

a. Initial recognition

Financial assets are classified, at initial recognition, as either subsequently measured at amortized cost, at FVOCI, or at FVPL.

The classification of financial assets at initial recognition depends on the financial asset's contractual cash flow characteristics and the Group's business model for managing them. The Group initially measures a financial asset at its fair value plus, in the case of a financial asset not at FVPL, transaction costs. Trade receivables that do not contain a significant financing component or for which the Group has applied the practical expedient are measured at the transaction price determined under PFRS 15.

In order for a financial asset to be classified and measured at amortized cost or at FVOCI, it needs to give rise to cash flows that are 'solely payments of principal and interest' (SPPI) on the principal amount outstanding. This assessment is referred to as the SPPI test' and is performed at an instrument level.

The Group's business model for managing financial assets refers to how it manages its financial assets in order to generate cash flows. The business model determines whether cash flows will result from collecting contractual cash flows, selling the financial assets, or both.

Purchases or sales of financial assets that require delivery of assets within a time frame established by regulation or convention in the market place (regular way trades) are recognized on the trade date, i.e., the date that the Group commits to purchase or sell the asset.

The Group's financial assets comprise of financial assets at amortized cost, financial assets at FVPL and financial assets at FVOCI.

b. Subsequent measurement – Financial assets at amortized cost

Financial assets are measured at amortized cost if both of the following conditions are met:

- the asset is held within the Group's business model, the objective of which is to hold assets in order to collect contractual cash flows; and,
- the contractual terms of the instrument give rise on specified dates to cash flows that are solely payments of principal and interest on the principal amount outstanding.

Financial assets at amortized cost are subsequently measured using the effective interest method and are subject to impairment. Gains and losses are recognized in profit or loss when the asset is derecognized, modified or impaired.

The Group classifies cash and cash equivalents, receivables, due from related parties, and refundable deposit and deposit in escrow fund as financial assets at amortized cost (see Notes 5, 6, 9, and 14).

c. Subsequent measurement - Financial assets designated at FVOCI with no recycling of cumulative gains and losses upon derecognition

Upon initial recognition, the Group can elect to classify irrevocably its equity investments as equity instruments designated at fair value through OCI when they meet the definition of equity under PAS 32, *Financial Instruments: Presentation* and are not held for trading. The classification is determined on an instrument-by-instrument basis.



Gains and losses on these financial assets are never recycled to profit or loss. Dividends are recognized as other income in the consolidated statement of income when the right of payment has been established, except when the Group benefits from such proceeds as a recovery of part of the cost of the financial asset, in which case, such gains are recorded in OCI. Equity instruments designated at fair value through OCI are not subject to impairment assessment.

The Group elected to classify irrevocably its quoted and unquoted equity investments under this category (see Note 14).

d. Derecognition

A financial asset (or, where applicable, a part of a financial asset or part of a group of financial assets) is derecognized when:

- the right to receive cash flows from the asset has expired; or
- the Group has transferred its right to receive cash flows from the asset or has assumed an obligation to pay the received cash flows in full without material delay to a third party under a pass-through arrangement; and either (i) the Group has transferred substantially all the risks and rewards of the asset, or (ii) the Group has neither transferred nor retained substantially all the risks and rewards of the asset, but has transferred control of the asset.

When the Group has transferred its rights to receive cash flows from an asset or has entered into a pass-through arrangement, it evaluates if, and to what extent, it has retained the risks and rewards of ownership. When it has neither transferred nor retained substantially all of the risks and rewards of the asset, nor transferred control of the asset, the Group continues to recognize the transferred asset to the extent of its continuing involvement. In that case, the Group also recognizes an associated liability. The transferred asset and the associated liability are measured on a basis that reflects the rights and obligations that the Group has retained.

Continuing involvement that takes the form of a guarantee over the transferred asset is measured at the lower of the original carrying amount of the asset and the maximum amount of consideration that the Group could be required to repay.

Financial liabilities

a. Initial recognition

Financial liabilities are classified, at initial recognition, either as financial liabilities at FVPL, loans and borrowings, payables, or as derivatives designated as hedging instruments in an effective hedge, as appropriate.

All financial liabilities are recognized initially at fair value and, in the case of loans and borrowings and payables, net of directly attributable transaction costs.

The Group's financial liabilities comprise of financial liabilities at amortized cost including accounts and other payables and other obligations that meet the above definition (other than liabilities covered by other accounting standards, such as pension liabilities, income tax payable, and other statutory liabilities).

b. Subsequent measurement – Payables, loans and borrowings

After initial recognition, interest-bearing loans and borrowings are subsequently measured at amortized cost using the EIR method. Gains and losses are recognized in profit or loss when the liabilities are derecognized as well as through the EIR amortization process.



Amortized cost is calculated by taking into account any discount or premium on acquisition and fees or costs that are an integral part of the EIR. The EIR amortization is included as finance costs in the consolidated statements of income.

This category generally applies to short-term and long-term debt.

c. Derecognition

A financial liability is derecognized when the obligation under the liability is discharged or canceled or has expired. When an existing financial liability is replaced by another from the same lender on substantially different terms, or the terms of an existing liability are substantially modified, such an exchange or modification is treated as a derecognition of the original liability and the recognition of a new liability, and the difference in the respective carrying amounts is recognized in the consolidated statement of income.

Impairment of Financial Assets

The Group recognizes an allowance for ECLs for all debt instruments not held at FVPL. ECLs are based on the difference between the contractual cash flows due in accordance with the contract and all the cash flows that the Group expects to receive, discounted at an approximation of the original effective interest rate (EIR). The expected cash flows will include cash flows from the sale of collateral held or other credit enhancements that are integral to the contractual terms.

ECLs are recognized in two stages. For credit exposures for which there has not been a significant increase in credit risk since initial recognition, ECLs are provided for credit losses that result from default events that are possible within the next 12-months (a 12-month ECL). For those credit exposures for which there has been a significant increase in credit risk since initial recognition, a loss allowance is required for credit losses expected over the remaining life of the exposure, irrespective of the timing of the default (a lifetime ECL).

For receivables, except for receivables from related parties where the Group applies general approach, the Group applies a simplified approach in calculating ECLs. Therefore, the Group does not track changes in credit risk, but instead recognizes a loss allowance based on lifetime ECLs at each reporting date. The Group has established a provision matrix that is based on its historical credit loss experience, adjusted for forward-looking factors specific to the debtors and the economic environment.

For real estate, installment contracts receivable (ICR) and contract assets, the Group uses the vintage analysis for ECL by calculating the cumulative loss rates of a given ICR pool. It derives the probability of default from the historical data of a homogenous portfolio that share the same origination period. The information on the number of defaults during fixed time intervals of the accounts is utilized to create the probability model. It allows the evaluation of the loan activity from its origination period until the end of the contract period.

As these are future cash flows, these are discounted back to the time of default (i.e., is defined by the Group as upon cancellation of CTS) using the appropriate effective interest rate, usually being the original EIR or an approximation thereof.

For other financial assets such receivable from related parties, other receivables and refundable deposits, ECLs are recognized in two stages. For credit exposures for which there has not been a significant increase in credit risk since initial recognition, ECLs are provided for credit losses that result from default events that are possible within the next 12-months (a 12-month ECL). For those credit exposures for which there has been a significant increase in credit risk since initial recognition,



a loss allowance is required for credit losses expected over the remaining life of the exposure, irrespective of the timing of the default (a lifetime ECL).

For cash and cash equivalents, the Group applies the low credit risk simplification. The probability of default and loss given defaults are publicly available and are considered to be low credit risk investments. It is the Group's policy to measure ECLs on such instruments on a 12-month basis. However, when there has been a significant increase in credit risk since origination, the allowance will be based on the lifetime ECL. The Group uses the ratings from Standard & Poor's (S&P), Moody's and Fitch to determine whether the debt instrument has significantly increased in credit risk and to estimate ECLs.

For short term investments, the Group applies the low credit risk simplification. At every reporting date, the Group evaluates whether debt instrument is considered to have low credit risk using all reasonable and supportable information that is available without undue cost or effort. In making that evaluation, the Group reassesses the internal credit rating of the debt instrument.

In addition, the Group considers that there has been a significant increase in credit risk when contractual payments are more than 30 days past due. A financial asset is written off when there is no reasonable expectation of recovering the contractual cash flows.

Deferred Financing Costs

Deferred financing costs represent debt issue costs arising from the fees incurred to obtain project financing. This is included in the initial measurement of the related debt. The deferred financing costs are treated as a discount on the related debt and are amortized using the effective interest method over the term of the related debt.

Offsetting of Financial Instruments

Financial assets and financial liabilities are offset and the net amount reported in the consolidated statement of financial position, if and only if, there is a currently enforceable legal right to offset the recognized amounts and there is an intention to settle on a net basis, to realize the asset and settle the liability simultaneously. The Group assesses that it has a currently enforceable right of offset if the right is not contingent on a future event, and is legally enforceable in the normal course of business, event of default, and event of insolvency or bankruptcy of the Group and all of the counterparties.

Inventories

Real Estate Held for Sale and Development

Real estate held for sale and development consists of condominium units and subdivision land for sale and development.

Condominium units and subdivision land for sale are carried at the lower of aggregate cost and net realizable value (NRV). Costs include acquisition costs of the land, plus costs incurred for the construction, development and improvement of residential units. Prior to January 1, 2024, borrowing costs were capitalized while the development and construction of the real estate projects are in progress, and to the extent that these are recoverable in the future. Effective January 1, 2024, no borrowing costs were capitalized upon the adoption of IFRIC Agenda Decision on Over Time Transfer of Constructed Goods (see Note 2). NRV is the estimated selling price in the ordinary course of business, less estimated costs of completion and the estimated costs necessary to make the sale.

Undeveloped land is carried at lower of cost and NRV.



The costs of inventory recognized in profit or loss on disposal is determined with reference to the specific costs incurred on the property sold and an allocation of any non-specific costs based on the relative size of the property sold.

Valuation allowance is provided for real estate held for sale and development when the NRV of the properties are less than their carrying amounts.

Coal Inventory

Inventories are valued at the lower of cost NRV. NRV is the estimated selling price in the ordinary course of business, less estimated costs necessary to make the sale for coal inventory or replacement cost for spare parts and supplies. Cost is determined using the weighted average production cost method for coal inventory and the moving average method for spare parts and supplies.

The cost of extracted coal includes stripping costs and other mine-related costs incurred during the period and allocated on per metric ton basis by dividing the total production cost with total volume of coal produced. Except for ship loading cost, which is a period cost, all other production related costs are charged to production cost. Spare parts and supplies, which are usually carried as inventories, are mainly used for the maintenance of equipment and are recognized in the consolidated statements of income once installed and consumed.

Inventories transferred to property, plant and equipment are used as a component of self-constructed property, plant and equipment and are recognized as expense during the useful life of that asset. Transfers of inventories to property, plant and equipment do not change the carrying amount of the inventories transferred, and that carrying amount becomes cost for recognition.

Nickel Ore Inventory

Nickel ore inventories are valued at the lower of cost and NRV. Cost of beneficiated nickel ore or nickeliferous laterite ore is determined by the moving average production cost and comprise of outside services, production overhead, personnel cost, and depreciation, amortization and depletion that are directly attributable in bringing the beneficiated nickel ore or nickeliferous laterite ore in its saleable condition. NRV for beneficiated nickel ore or nickeliferous laterite ore is the estimated selling price in the ordinary course of business, less estimated costs of completion and the estimated costs necessary to make the sale. Stockpile tonnages are verified by periodic surveys.

Cement Inventory

Cement inventories are valued using the lower of their cost and NRV. The cost of inventories is based on the moving average method and includes expenditures incurred in acquiring the inventories, production or conversion costs and other costs incurred in bringing them to their existing location and condition, including attributable non-production overheads. NRV of inventories is the estimated selling price in the ordinary course of business, less the estimated costs of completion and selling expenses. The Group analyzes its inventory balances to determine if, as a result of internal events, such as physical damage, or external events, such as technological changes or market conditions, certain portions of such balances have become obsolete or impaired.

When an impairment situation arises, the inventory balance is adjusted to its NRV, whereas, if an obsolescence situation occurs, the inventory obsolescence reserve is increased. In both cases, these adjustments are recognized against the results for the period.

Materials in Transit

Cost is determined using the specific identification basis.



Equipment Parts, Materials and Supplies

The cost of equipment parts, materials and supplies is determined principally by the average cost method (either by moving average or weighted average production cost).

Equipment parts and supplies are transferred from inventories to property, plant and equipment when the use of such supplies is expected to extend the useful life of the asset and increase its economic benefit. Transfers between inventories to property, plant and equipment do not change the carrying amount of the inventories transferred and they do not change the cost of that inventory for measurement or disclosure purposes.

Equipment parts and supplies used for repairs and maintenance of the equipment are recognized in the consolidated statements of income when consumed.

NRV for spare parts, supplies and fuel is the current replacement cost. For supplies and fuel, cost is also determined using the moving average method and composed of purchase price, transport, handling and other costs directly attributable to its acquisition. Any provision for obsolescence is determined by reference to specific items of stock. A regular review is undertaken to determine the extent of any provision or obsolescence.

Assets Held-for-Sale

The Group classifies noncurrent assets and disposal groups as held for sale if their carrying amounts will be recovered principally through a sale transaction rather than through continuing use. Noncurrent assets classified as held-for-sale are carried at the lower of carrying amount and fair value less costs to sell. Costs to sell are the incremental costs directly attributable to the disposal of an asset (disposal group), excluding finance costs and income tax expense.

The criteria for held for sale classification under PFRS 5, *Noncurrent Assets Held for Sale and Discontinued Operations* is regarded as met only when the sale is highly probable and the asset is available for immediate sale in its present condition. Actions required to complete the sale should indicate that it is unlikely that significant changes to the sale will be made or that the decision to sell will be withdrawn. Management must be committed to the plan to sell the asset and the sale is expected to be completed within one year from the date of the classification. Events or circumstances may extend the period to complete the sale beyond one year. An extension of the period required to complete a sale does not preclude an asset (or disposal group) from being classified as held for sale if the delay is caused by events or circumstances beyond the Group's control and there is sufficient evidence that the Group remains committed to its plan to sell the asset (or disposal group).

Property, plant and equipment are not depreciated or amortized once classified as held for sale. Assets classified as held for sale are presented separately as current items in the consolidated statements of financial position.

Immediately before the initial classification of the asset as held for sale, the carrying amount of the asset will be measured in accordance with applicable PFRSs. Any impairment loss on initial classification and subsequent measurement is recognized as an expense. Any subsequent increase in fair value less costs to sell (not exceeding the accumulated impairment loss that has been previously recognized) is recognized in profit or loss.

Stripping Costs

As part of its mining operations, the Group incurs stripping (waste removal) costs both during the development phase and production phase of its operations. Stripping costs incurred in the development phase of a mine, before the production phase commences (development stripping), are capitalized as part of the cost of mine properties and subsequently amortized over its useful life using



the units-of-production method over the mine life. The capitalization of development stripping costs ceases when the mine/component is commissioned and ready for use as intended by management.

After the commencement of production, further development of the mine may require a phase of unusually high stripping that is similar in nature to development phase stripping. The costs of such stripping are accounted for in the same way as development stripping (as discussed above).

Stripping costs incurred during the production phase are generally considered to create two benefits, being either the production of inventory or improved access to the coal body to be mined in the future. Where the benefits are realized in the form of inventory produced in the period, the production stripping costs are accounted for as part of the cost of producing those inventories.

Where the benefits are realized in the form of improved access to ore to be mined in the future, the costs are recognized as a noncurrent asset, referred to as a stripping activity asset, if the following criteria are met:

- Future economic benefits (being improved access to the coal body) are probable;
- The component of the coal body for which access will be improved can be accurately identified; and
- The costs associated with the improved access can be reliably measured.

If all of the criteria are not met, the production stripping costs are charged to the consolidated statements of income as operating costs as they are incurred.

In identifying components of the coal body, the Group works closely with the mining operations department for each mining operation to analyze each of the mine plans. Generally, a component will be a subset of the total coal body, and a mine may have several components. The mine plans, and therefore the identification of components, can vary between mines for a number of reasons. These include, but are not limited to, the type of commodity, the geological characteristics of the coal body, the geographical location, and/or financial considerations.

The stripping activity asset is initially measured at cost, which is the accumulation of costs directly incurred to perform the stripping activity that improves access to the identified component of coal body, plus an allocation of directly attributable overhead costs. If incidental operations are occurring at the same time as the production stripping activity but are not necessary for the production stripping activity to continue as planned, these costs are not included in the cost of the stripping activity asset. If the costs of the inventory produced and the stripping activity asset are not separately identifiable, a relevant production measure is used to allocate the production stripping costs between the inventory produced and the stripping activity asset. This production measure is calculated for the identified component of the coal body and is used as a benchmark to identify the extent to which the additional activity of creating a future benefit has taken place.

The stripping activity asset is accounted for as an addition to, or an enhancement of, an existing asset, being the mine asset, and is included as part of 'Mine properties, mining tools and other equipment' under 'Property, plant and equipment' in the consolidated statement of financial position. This forms part of the total investment in the relevant cash generating unit (CGU), which is reviewed for impairment if events or changes of circumstances indicate that the carrying value may not be recoverable.

The stripping activity asset is subsequently depreciated using the UOP method over the life of the identified component of the coal body that became more accessible as a result of the stripping activity. Economically recoverable reserves, which comprise proven and probable reserves, are used



to determine the expected useful life of the identified component of the coal body. The stripping activity asset is then carried at cost less accumulated amortization and any impairment losses.

Mineable Ore Reserves

Mineable ore reserves are estimates of the amount of coal that can be economically and legally extracted from the Group's mining properties. The Group estimates its mineable ore reserves based on information compiled by appropriately qualified persons relating to the geological data on the size, depth and shape of the coal body, and require complex geological judgments to interpret the data.

The estimate on the mineable ore reserve is determined based on the information obtained from activities such as drilling, core logging or geophysical logging, coal sampling, sample database encoding, coal seam correlation and geological modelling. The Group will then estimate the recoverable reserves based upon factors such as estimates of commodity prices, future capital requirements, foreign currency exchange rates, and production costs along with geological assumptions and judgments made in estimating the size and grade of the coal body. Changes in the reserve or resource estimates may impact the amortization of mine properties included as part of 'Mine properties, mining tools and other equipment' under 'Property, plant and equipment'.

Other assets

Other current and noncurrent assets, which are carried at cost, pertain to resources controlled by the Group as a result of past events and from which future economic benefits are expected to flow to the Group.

Advances to Suppliers and Contractors

Advances to suppliers and contractors are recognized in the consolidated statement of financial position when it is probable that the future economic benefits will flow to the Group and the assets has cost or value that can be measured reliably. These assets are regularly evaluated for any impairment in value. Current and noncurrent classification is determined based on the usage/realization of the asset to which it is intended for (e.g., inventory, investment property, property plant and equipment).

Value-added Tax (VAT)

Revenues, expenses, and assets are recognized net of the amount of VAT, if applicable. Input VAT pertains to the 12% indirect tax paid by the Group in the course of the Group's trade or business on local purchase of goods or services. Deferred input VAT pertains to input VAT on accumulated purchases of property, plant and equipment for each month amounting to ₱1.00 million or more. Output VAT pertains to the 12% tax due on the local sale of goods and services by the Group.

When VAT from sales of goods and/or services (output VAT) exceeds VAT passed on from purchases of goods or services (input VAT), the excess is recognized as payable in the consolidated statements of financial position. When input VAT exceeds output VAT, the excess is recognized as an asset in the consolidated statements of financial position to the extent of the recoverable amount.

Investments in Associates and Joint Ventures

An associate is an entity in which the Group has significant influence and which is neither a subsidiary nor a joint venture. Significant influence is the power to participate in the financial and operating policy decisions of the investee, but is not control or joint control over those policies.

Joint venture is a type of joint arrangement whereby the parties that have joint control of the arrangement have rights to the net assets of the joint venture. Joint control is the contractually agreed sharing of control of an arrangement, which exists only when decisions about the relevant activities require unanimous consent of the parties sharing control.



The considerations made in determining significant influence or joint control are similar to those necessary to determine control over subsidiaries. The Group's investments in associates and joint ventures are accounted for using the equity method.

Under the equity method, the investments in associate or joint venture is initially recognized at cost. The carrying amount of the investment is adjusted to recognize changes in the Group's share of net assets of the associate or joint venture since the acquisition date. Goodwill relating to the associate or joint venture is included in the carrying amount of the investment and is neither amortized and is not tested for impairment individually.

The consolidated statements of income reflects the Group's share of the results of operations of the associate or joint venture. Any change in OCI of those investees is presented as part of the Group's OCI. In addition, when there has been a change recognized directly in the equity of the associate or joint venture, the Group recognizes its share of any changes, when applicable, in the consolidated statement of changes in equity. Unrealized gains and losses resulting from transactions between the Group and the associate or joint venture are eliminated to the extent of the interest in the associate or joint venture.

The aggregate of the Group's share in profit or loss of an associate and joint venture is shown on the face of the consolidated statement of income outside operating profit and represents profit or loss after tax and noncontrolling-interests in the subsidiaries of the associate or joint venture. If the Group's share of losses of an associate or a joint venture equals or exceeds its interest in the associate or joint venture, the Group discontinues recognizing its share to the extent of the interest in associate or joint venture.

The financial statements of associate or joint venture are prepared for the same reporting period as the Group. When necessary, adjustments are made to bring the accounting policies in line with those of the Group.

Upon loss of significant influence over the associate or joint control over the joint venture, the Group measures and recognizes any retained investment at its fair value. Any difference between the carrying amount of the associate or joint venture upon loss of significant influence or joint control and the fair value of the retained investment and proceeds from disposal is recognized in the consolidated statement of income.

Investment Properties

Investment properties comprise completed property and property under construction or redevelopment that are held to earn rentals or capital appreciation or both and that are not occupied by the Group.

Investment properties are measured initially at cost, including transaction costs. Subsequent to initial recognition, investment properties, except land, are stated at cost less accumulated depreciation and amortization and any impairment in value. Land is stated at cost less any impairment in value.

The carrying amount includes the cost of replacing part of an existing investment property at the time that cost is incurred if the recognition criteria are met and excludes the costs of day-to-day servicing of an investment property.

Investment properties are derecognized when either they have been disposed of or when the investment property is permanently withdrawn from use and no future economic benefit is expected from its disposal. The difference between the net disposal proceeds and the carrying amount of the asset is recognized in the consolidated statement of income in the period of derecognition.



Depreciation and amortization of investment properties are computed using the straight-line method over the estimated useful lives (EUL) of assets of 20 to 25 years.

The assets' residual value, useful life, and depreciation and amortization method are reviewed periodically to ensure that the period and method of depreciation and amortizations are consistent with the expected pattern of economic benefits from items of investment property.

A transfer is made to investment property when there is a change in use, evidenced by ending of owner-occupation, commencement of an operating lease to another party or ending of construction or development. A transfer is made from investment property when and only when there is a change in use, evidenced by commencement of owner-occupation or commencement of development with a view to sale. A transfer between investment property, owner-occupied property and inventory does not change the carrying amount of the property transferred nor does it change the cost of that property for measurement or disclosure purposes.

Exploration and Evaluation Assets and Mining Properties

Exploration and evaluation activity involves the search for mineral resources, the determination of technical feasibility and the assessment of commercial viability of an identified resource.

Exploration and evaluation activity includes:

- Researching and analyzing historical exploration data
- Gathering exploration data through geophysical studies
- Exploratory drilling and sampling
- Determining and examining the volume and grade of the resource
- Surveying transportation and infrastructure requirements
- Conducting market and finance studies

License costs paid in connection with a right to explore in an existing exploration area are capitalized and amortized over the term of the permit. Once the legal right to explore has been acquired, exploration and evaluation expenditure is charged to consolidated statement of income as incurred, unless the Group's management concludes that a future economic benefit is more likely than not to be realized. These costs include materials and fuel used, surveying costs, drilling costs and payments made to contractors.

In evaluating whether the expenditures meet the criteria to be capitalized, several different sources of information are used. The information that is used to determine the probability of future benefits depends on the extent of exploration and evaluation that has been performed.

Expenditure is transferred from 'Exploration and evaluation assets' to 'Mining properties' which is a subcategory of 'Property, plant and equipment' once the work completed to date supports the future development of the property and such development receives appropriate approvals. After transfer of the exploration and evaluation assets, all subsequent expenditure on the construction, installation or completion of infrastructure facilities is capitalized in 'Mining properties and equipment'.

Development expenditure is net of proceeds from the sale of ore extracted during the development phase.

Property, Plant and Equipment

Property, plant and equipment, except land, are stated at cost less accumulated depreciation, depletion and amortization, and any impairment in value. Land is stated at cost, less any impairment in value.



The initial cost of property, plant and equipment comprises its purchase price, including import duties, taxes and any directly attributable costs of bringing the asset to its working condition and location for its intended use. Costs also include decommissioning and site rehabilitation costs. Expenditures incurred after the property, plant and equipment have been put into operation, such as repairs and maintenance and overhaul costs, are normally charged to operations in the period in which the costs are incurred.

In situations where it can be clearly demonstrated that the expenditures have resulted in an increase in the future economic benefits expected to be obtained from the use of an item of property, plant and equipment beyond its originally assessed standard of performance, the expenditures are capitalized as additional cost of property, plant and equipment.

Construction-in-progress included in property, plant and equipment is stated at cost. This includes the cost of the construction of property, plant and equipment and other direct costs. Construction-in-progress is not depreciated until such time that the relevant assets are completed and put into operational use.

Depreciation, depletion and amortization of assets commences once the assets are put into operational use.

Depreciation and amortization of property, plant and equipment, except mine properties, are calculated on a straight-line basis over the following EUL of the respective assets or the remaining contract period, whichever is shorter:

	Years
Land improvements	5-25
Power plant, buildings and building improvements	3-50
Equipment and machinery under “coal mining properties and equipment”	2-3
Equipment and machinery under “nickel mining properties and equipment”	2-5
Equipment and machinery under “cement properties and equipment”	10-35
Construction equipment, machinery and tools	2-10
Office furniture, fixtures and equipment	3-5
Transportation equipment	4-5
Leasehold improvements	5-7

The EUL and depreciation, depletion and amortization methods are reviewed periodically to ensure that the period and methods of depreciation, depletion and amortization are consistent with the expected pattern of economic benefits from items of property, plant and equipment.

Land is stated at historical cost less any accumulated impairment losses. Historical cost includes the purchase price and directly attributable costs.

An item of property, plant and equipment is derecognized upon disposal or when no future economic benefits are expected to arise from the continued use of the asset. When assets are retired, or otherwise disposed of, the cost and the related accumulated depreciation are removed from the accounts. Any gain or loss arising from derecognition of the asset (calculated as the difference between the net disposal proceeds and the carrying amount of the item) is included in the consolidated statement income in the year the item is derecognized.



Research and Development Costs

Research costs are expensed as incurred. Development expenditures on an individual project are recognized as an intangible asset when the Group can demonstrate:

- The technical feasibility of completing the intangible asset so that the asset will be available for use or sale
- Its intention to complete and its ability to use or sell the asset
- How the asset will generate future economic benefits
- The availability of resources to complete the asset
- The ability to measure reliably the expenditure during development
- The ability to use the intangible asset generated

Following initial recognition of the development expenditure as an asset, the asset is carried at cost less any accumulated amortization and accumulated impairment losses. Amortization of the asset begins when development is complete and the asset is available for use. It is amortized over the period of expected future benefit. Amortization is recorded as part of cost of sales in the consolidated statement of income. During the period of development, the asset is tested for impairment annually.

Trademarks

The cost of the trademarks acquired in a business combination is their fair value at the date of acquisition. Following initial recognition, trademarks are carried at cost, less any accumulated impairment loss.

Trademarks with indefinite lives are not amortized, but are tested for impairment annually, either individually or at the cash-generating unit (CGU) level. The assessment of indefinite life is reviewed annually to determine whether the indefinite life continues to be supportable. If not, the change in useful life from indefinite to finite is made on a prospective basis.

The trademarks of the Group have indefinite lives.

Impairment of Nonfinancial Assets

This accounting policy applies primarily to the Group's property, plant and equipment, investment properties, right-of-use assets, intangible assets, assets held-for-sale, exploration and evaluation assets and investments in associates and joint ventures.

Property, Plant and Equipment, Investment Properties, Right-of-Use Assets, Intangible Assets and Assets Held-for-Sale

The Group assesses at each reporting date whether there is an indication that these assets may be impaired. If any such indication exists, or when an annual impairment testing for an asset is required in the case of goodwill and trademarks with indefinite useful life, the Group makes an estimate of the asset's recoverable amount. An asset's recoverable amount is the higher of an asset's or cash generating unit's fair value less cost to sell and its value in use and is determined for an individual asset, unless the asset does not generate cash inflows that largely independent of those from other assets or group of assets. Where the carrying amount of an asset exceeds its recoverable amount, the asset is considered impaired and is written down to its recoverable amount. In assessing value-in-use, the estimated future cash flows are discounted to their present value using a pre-tax discount rate that reflects current market assessments of the time value of money and the risks specific to the asset.

A previously recognized impairment loss is reversed only if there has been a change in the estimates used to determine the asset's recoverable amount since the last impairment loss was recognized. If that is the case, the carrying amount of the asset is increased to its recoverable amount. That increased amount cannot exceed the carrying amount that would have been determined, net of



depreciation, depletion and amortization, had no impairment loss been recognized for the asset in prior years. Such reversal is recognized in the consolidated statement of income unless the asset is carried at revalued amount, in which case the reversal is treated as a revaluation increase.

Exploration and evaluation assets

Exploration and evaluation assets are assessed for impairment when facts and circumstances suggest that the carrying amount of an exploration and evaluation assets may exceed its recoverable amount. Under PFRS 6 one or more of the following facts and circumstances could indicate that an impairment test is required. The list is not intended to be exhaustive: (a) the period for which the entity has the right to explore in the specific area has expired during the period or will expire in the near future, and is not expected to be renewed; (b) substantive expenditure on further exploration for and evaluation of mineral resources in the specific area is neither budgeted nor planned; (c) exploration for and evaluation of mineral resources in the specific area have not led to the discovery of commercially viable quantities of mineral resources and the entity has decided to discontinue such activities in the specific area; and (d) sufficient data exist to indicate that, although a development in the specific area is likely to proceed, the carrying amount of the exploration and evaluation assets is unlikely to be recovered in full from successful development or by sale.

Investments in associates and joint ventures

For investments in associates and joint ventures, after application of the equity method, the Group determines whether it is necessary to recognize any additional impairment loss with respect to the Group's net investment in the investee companies. The Group determines at each reporting date whether there is any objective evidence that the investment in associates or jointly controlled entities is impaired. If this is the case, the Group calculates the amount of impairment as being the difference between the carrying value and the recoverable amount of the investee company and recognizes the difference in the consolidated statement of income.

Liabilities for Purchased Land

Liabilities for purchased of land represents unpaid portion of the acquisition costs of raw land for future development, including other costs and expenses incurred to effect the transfer of title of the property. Noncurrent portion of the carrying amount is discounted using the applicable interest rate for similar type of liabilities at the inception of the transactions.

Equity

Capital Stock

Capital stock consists of common and preferred shares which are measured at par value for all shares issued. When the Group issues more than one class of stock, a separate account is maintained for each class of stock and the number of shares issued.

When the shares are sold at a premium, the difference between the proceeds and the par value is credited to 'Additional paid-in capital' account. When shares are issued for a consideration other than cash, the proceeds are measured by the fair value of the consideration received. Direct cost incurred related to the equity issuance, such as underwriting, accounting and legal fees, printing costs and taxes are charged to 'Additional paid-in capital' account.

Treasury Shares

Treasury shares pertains to own equity instruments which are reacquired and are carried at cost and are deducted from equity. No gain or loss is recognized in profit or loss on the purchase, sale, issue or cancellation of the Parent Company's own equity instruments. When the shares are retired, the capital stock account is reduced by its par value and excess of cost over par value upon retirement is debited to additional paid-in capital to the extent of the specific or average additional paid in capital when the shares were issued and to retained earnings for the remaining balance.



Retained Earnings

Retained earnings represent accumulated earnings of the Group, and any other adjustments to it as required by other standards, less dividends declared. The individual accumulated earnings of the subsidiaries are available for dividend declaration when these are declared as dividends by the subsidiaries as approved by their respective BOD.

Dividends on common shares are deducted from retained earnings when declared and approved by the BOD or shareholders of the Parent Company. Dividends payable are recorded as liability until paid. Dividends for the year that are declared and approved after the reporting date, if any, are dealt with as an event after the reporting date and disclosed accordingly.

Revenue and Cost recognition

Revenue from contract with customers

The Group is primarily engaged in general construction, coal and nickel mining, power generation, real estate development, water concession and manufacturing. Revenue from contracts with customers is recognized when control of the goods or services are transferred to the customer at an amount that reflects the consideration to which the Group expects to be entitled in exchange for those goods or services. The Group has generally concluded that it is acting as principal in all of its significant revenue arrangements since it is the primary obligor in these revenue arrangements. The following specific recognition criteria must also be met before revenue is recognized:

Revenue recognized at a point in time

- *Coal Mining*

Revenue is recognized when control passes to the customer, which occurs at a point in time once the performance obligation to the customer is satisfied. The revenue is measured at the amount to which the Group expects to be entitled, being the price expected to be received upon final billing, and a corresponding trade receivable is recognized.

Revenue from local and export coal sales are denominated in Philippine Peso and US Dollar (US\$), respectively.

Cost of coal includes directly related production costs such as materials and supplies, fuel and lubricants, labor costs including outside services, depreciation and amortization, cost of decommissioning and site rehabilitation, and other related production overhead. These costs are recognized when incurred.

- *Nickel Mining*

Revenue is recognized when control passes to the customer, which occurs at a point in time when the beneficiated nickel ore/nickeliferous laterite ore is physically transferred onto a vessel or onto the buyer's vessel.

Cost of nickel includes cost of outside services, production overhead, personnel cost and depreciation, amortization and depletion that are directly attributable in bringing the inventory to its saleable condition. These are recognized in the period when the goods are delivered.

- *Sales and services*

Revenue from room use, food and beverage sales and other services are recognized when the related sales and services are rendered.



- *Cement and Merchandise Sales*

Revenue from cement and merchandise sales is recognized upon delivery of the goods to and acceptance by the buyer and when the control is passed on to the buyers.

Revenue recognized over time using output method

- *Real Estate Sales*

The Group derives its real estate revenue from sale of lots, house and lot and condominium units. Revenue from the sale of these real estate projects under pre-completion stage are recognized over time during the construction period using the percentage of completion (POC) since based on the terms and conditions of its contract with the buyers, the Group's performance does not create an asset with an alternative use and the Group has an enforceable right to payment for performance completed to date.

In determining the transaction price, the Group considers whether the selling price of the real estate project includes significant financing component. Prior to January 1, 2024, the Group availed of the relief granted by the SEC under MC Nos. 14-2018 for the implementation issues of PFRS 15 affecting the real estate industry. Under the SEC MC No. 34-2020, the relief has been extended until December 31, 2023. Effective January 1, 2024, the Group adopted the remaining provisions of PIC Q&A 2018-12, which includes the recognition of significant financing component. The Group determines whether a contract contains a significant financing component using individual contract approach by considering (a) the difference, if any, between the amount of promised considerations and the cash selling price of the promised goods or services; and (b) the effect of the expected length of time between when the entity transfers the promised goods or service to the customer and when the customer pays for those goods or services and the prevailing EIR. The Group applies practical expedient by not adjusting the effect of financing component if the period when the Group transfers a promised good or service to a customer and when the customer pays for that good or service will be one year or less.

In measuring the progress of its performance obligation over time, the Group uses the output method. The Group recognizes revenue on the basis of direct measurements of the value to customers of the goods or services transferred to date, relative to the remaining goods or services promised under the contract. Progress is measured using survey of performance completed to date. This is based on the monthly project accomplishment report prepared by project engineers, and reviewed and approved by area managers under construction department which integrates the surveys of performance to date of the construction activities for both subcontracted and those that are fulfilled by the developer itself.

Any excess of progress of work over the right to an amount of consideration that is unconditional, recognized as installment contract receivables, under "Receivables", is included in the "Contract asset" account in the asset section of the consolidated statements of financial position.

Any excess of collections over the total of recognized installment contract receivables is included in the "Contract liabilities" account in the liabilities section of the consolidated statement of financial position.

The Group recognizes costs relating to satisfied performance obligations as these are incurred taking into consideration the contract fulfillment assets such as land and connection fees. These include costs of land, land development costs, building costs, professional fees, depreciation, permits and licenses and capitalized borrowing costs. These costs are allocated to the saleable area, with the portion allocable to the sold area being recognized as costs of sales while the portion allocable to the unsold area being recognized as part of real estate inventories.



In addition, the Group recognizes as an asset these costs that give rise to resources that will be used in satisfying performance obligations in the future and that are expected to be recovered.

- *Electricity Sales*

Revenue from sale of electricity is derived from its primary function of providing and selling electricity to customers of the generated and purchased electricity. The Group recognizes revenue from contract energy sales over time, using output method measured on actual energy delivered or nominated by the customer, net of adjustments, as agreed between parties.

Revenue from spot electricity sales is derived from the sale to the spot market of excess generated electricity over the contracted energy using price determined by the spot market, also known as Wholesale Electricity Spot Market (WESM), the market where electricity is traded, as mandated by Republic Act (RA) No. 9136 of the Department of Energy (DOE). Revenue is recognized over time using the output method measured principally on actual generation delivered to trading participants of WESM.

Under PFRS 15, the Group has concluded that revenue should be recognized over time since the customer simultaneously receives and consumes the benefits as the seller supplies power. In this case, any fixed capacity payments for the entire contract period is determined at contract inception and is recognized over time. The Group has concluded that revenue should be recognized over time and will continue to recognize revenue based on amounts billed.

Cost of electricity sales includes costs directly related to the production and sale of electricity such as cost of coal, coal handling expenses, bunker, lube, diesel, depreciation and other related production overhead costs. Cost of electricity sales are recognized at the time the related coal, bunker, lube and diesel inventories are consumed for the production of electricity. Cost of electricity sales also includes electricity purchased from the spot market and the related market fees. It is recognized as cost when the Group receives the electricity and simultaneously sells to its customers.

Revenue recognized over time using input method

- *Construction Contracts*

Revenue from construction contracts are recognized over time (POC) using the input method. Input method recognizes revenue on the basis of the entity's efforts or inputs to the satisfaction of a performance obligation. Progress is measured based on actual resources consumed such as materials, labor hours expended and actual overhead incurred relative to the total expected inputs to the satisfaction of that performance obligation, or the total estimated costs of the project. The Group uses the cost accumulated by the accounting department to determine the actual resources used. Input method exclude the effects of any inputs that do not depict the entity's performance in transferring control of goods or services to the customer.

Contract costs include all direct materials and labor costs and those indirect costs related to contract performance. Expected losses on onerous contracts are recognized immediately when it is probable that the total unavoidable contract costs will exceed total contract revenue. The amount of such loss is determined irrespective of whether or not work has commenced on the contract; the stage of completion of contract activity; or the amount of profits expected to arise on other contracts, which are not treated as a single construction contract. Changes in contract performance, contract conditions and estimated profitability, including those arising from contract penalty provisions and final contract settlements that may result in revisions to estimated costs and gross margins are recognized in the year in which the changes are determined. Profit incentives are recognized as revenue when their realization is reasonably assured.



The asset “Costs and estimated earnings in excess of billings on uncompleted contracts”, which is presented under “Contract assets”, represents total costs incurred and estimated earnings recognized in excess of amounts billed. The liability “Billings in excess of costs and estimated earnings on uncompleted contracts”, which is presented under “Contract liabilities”, represents billings in excess of total costs incurred and estimated earnings recognized. Contract retention receivables are presented as part of “Trade receivables” under the “Receivables” and “Other Noncurrent Assets” accounts in the consolidated statement of financial position.

Contract Balances

Receivables

A receivable represents the Group’s right to an amount of consideration that is unconditional (i.e., only the passage of time is required before payment of the consideration is due).

Contract assets

A contract asset is the right to consideration in exchange for goods or services transferred to the customer. If the Group performs by transferring goods or services to a customer before the customer pays consideration or before payment is due, a contract asset is recognized for the earned consideration that is conditional.

For the Group’s real estate segment, contract assets are initially recognized for revenue earned from development of real estate projects as receipt of consideration is conditional on successful completion of development. Upon completion of development and acceptance by the customer, the amounts recognized as contract assets are reclassified to receivables. It is recognized as “contract asset” account in the consolidated statement of financial position.

For the Group’s construction segment, contract asset arises from the total contract costs incurred and estimated earnings recognized in excess of amounts billed.

Costs to obtain contract

The incremental costs of obtaining a contract with a customer are recognized as an asset if the Group expects to recover them. The Group’s commission payments to brokers and marketing agents on the sale of pre-completed real estate units are deferred when recovery is reasonably expected and are charged to expense in the period in which the related revenue is recognized as earned. Commission expense is included in the “Cost of Sales and Services – Real estate sales” account in the consolidated statement of income. Capitalized cost to obtain a contract is included in ‘Other current and noncurrent assets’ account in the consolidated statement of financial position.

Contract liabilities

A contract liability is the obligation to transfer goods or services to a customer for which the Group has received consideration (or an amount of consideration is due) from the customer. If a customer pays consideration before the Group transfers goods or services to the customer, a contract liability is recognized when the payment is made or the payment is due (whichever is earlier). Contract liabilities are recognized as revenue when the Group performs under the contract.

For the Group’s real estate segment, contract liability arises when the payment is made or the payment is due (whichever is earlier) from customers before the Group transfers goods or services to the customer. Contract liabilities are recognized as revenue when the Group performs (generally measured through POC) under the contract. The contract liabilities also include payments received by the Group from the customers for which revenue recognition has not yet commenced.



For the Group's construction segment, contract liability arises from billings in excess of total costs incurred and estimated earnings recognized.

Contract fulfillment assets

Contract fulfillment costs are divided into: (i) costs that give rise to an asset; and (ii) costs that are expensed as incurred. When determining the appropriate accounting treatment for such costs, the Group firstly considers any other applicable standards. If those standards preclude capitalization of a particular cost, then an asset is not recognized under PFRS 15.

If other standards are not applicable to contract fulfillment costs, the Group applies the following criteria which, if met, result in capitalization: (i) the costs directly relate to a contract or to a specifically identifiable anticipated contract; (ii) the costs generate or enhance resources of the entity that will be used in satisfying (or in continuing to satisfy) performance obligations in the future; and (iii) the costs are expected to be recovered.

The assessment of these criteria requires the application of judgement, in particular when considering if costs generate or enhance resources to be used to satisfy future performance obligations and whether costs are expected to be recoverable.

The Group's contract fulfillment assets pertain to connection fees and land acquisition costs as included in the 'Inventory' account in the consolidated statement of financial position.

Amortization, derecognition and impairment of contract fulfillment assets and capitalized costs to obtain a contract

The Group amortizes contract fulfillment assets and capitalized costs to obtain a contract to cost of sales over the expected construction period using percentage of completion following the pattern of real estate revenue recognition. The amortization is included within cost of sales.

A contract fulfillment asset or capitalized costs to obtain a contract is derecognized either when it is disposed of or when no further economic benefits are expected to flow from its use or disposal.

At each reporting date, the Group determines whether there is an indication that contract fulfillment asset or capitalized cost to obtain a contract may be impaired. If such indication exists, the Group makes an estimate by comparing the carrying amount of the assets to the remaining amount of consideration that the Group expects to receive, less the costs that relate to providing services under the relevant contract. In determining the estimated amount of consideration, the Group uses the same principles as it does to determine the contract transaction price, except that any constraints used to reduce the transaction price will be removed for the impairment test.

Where the relevant costs or specific performance obligations are demonstrating marginal profitability or other indicators of impairment, judgement is required in ascertaining whether or not the future economic benefits from these contracts are sufficient to recover these assets. In performing this impairment assessment, management is required to make an assessment of the costs to complete the contract. The ability to accurately forecast such costs involves estimates around cost savings to be achieved over time, anticipated profitability of the contract, as well as future performance against any contract-specific performance indicators that could trigger variable consideration, or service credits.

Where a contract is anticipated to make a loss, these judgements are also relevant in determining whether or not an onerous contract provision is required and how this is to be measured.



Other Revenue and Income Recognition

Forfeitures and cancellation of real estate contracts

Income from forfeited reservation and collections is recognized when the deposits from potential buyers are deemed nonrefundable due to prescription of the period for entering into a contracted sale. Such income is also recognized, subject to the provisions of Republic Act 6552, *Realty Installment Buyer Act*, upon prescription of the period for the payment of required amortizations from defaulting buyers.

Income from commissioning

Income from commissioning pertains to the excess of proceeds from the sale of electricity produced during the testing and commissioning of the power plant over the actual cost incurred to perform the testing and commissioning.

Dividend income

Dividend income is recognized when the Group's right to receive payment is established, which is generally when shareholders approve the dividend.

Rental income

Rental income arising from operating leases on investment properties and construction equipment is accounted for on a straight-line basis over the lease terms.

Interest income

Interest income is recognized as interest accrues using the effective interest method.

Operating Expenses

Operating expenses are expenses that arise in the ordinary course of operations of the Group. These usually take the form of an outflow or depletion of assets such as cash and cash equivalents, supplies, investment properties and property, plant and equipment. Expenses are recognized in the consolidated statement of income when incurred.

Borrowing Costs

Borrowing costs directly attributable to the acquisition, construction or production of an asset that necessarily takes a substantial period of time to get ready for its intended use or sale are capitalized as part of the cost of the respective assets. All other borrowing costs are expensed in the period they occur. Borrowing costs consist of interest that an entity incurs in connection with the borrowing of funds.

The interest capitalized is calculated using the Group's weighted average cost of borrowings after adjusting for borrowings associated with specific developments. Where borrowings are associated with specific developments, the amounts capitalized is the gross interest incurred on those borrowings less any investment income arising on their temporary investment. Interest is capitalized from the commencement of the development work until the date of practical completion. The capitalization of borrowing costs is suspended if there are prolonged periods when development activity is interrupted. Borrowing costs are also capitalized on the purchased cost of a site property acquired specially for development but only where activities necessary to prepare the asset for development are in progress.

For real estate inventories, prior to January 1, 2024, the Group availed of the relief granted by SEC under MC No. 34-2020 (see Note 8). Effective January 1, 2024, the Group adopted the IFRIC Agenda Decision on Over Time Transfer of Constructed Goods. Interest are capitalized on the purchase cost of a site of property acquired specifically for sale but only to the extent where activities necessary to prepare the asset for selling are in progress prior to any pre-selling activities.



Foreign Currency Translations and Transactions

The consolidated financial statements are presented in Philippine Peso. Each entity in the Group determines its own functional currency and items included in the consolidated financial statements of each entity are measured using that functional currency.

Transactions in foreign currencies are initially recorded in the functional currency rate at the date of the transaction. Monetary assets and liabilities denominated in foreign currencies are retranslated at the functional currency closing rate at the reporting date. All differences are taken to consolidated statement of income. Non-monetary items that are measured in terms of historical cost in foreign currency are translated using the exchange rates as at the dates of initial transactions. Non-monetary items measured at fair value in a foreign currency are translated using the exchange rates at the date when the fair value was determined.

Pension Cost

The Group has a noncontributory defined benefit multi-employer retirement plan.

The net defined benefit liability or asset is the aggregate of the present value of the defined benefit obligation at the end of the reporting period reduced by the fair value of plan assets (if any), adjusted for any effect of limiting a net defined benefit asset to the asset ceiling. The asset ceiling is the present value of any economic benefits available in the form of refunds from the plan or reductions in future contributions to the plan.

The cost of providing benefits under the defined benefit plans is actuarially determined using the projected unit credit method.

Defined benefit costs comprise the following:

- Service cost
- Net interest on the net defined benefit liability or asset
- Remeasurements of net defined benefit liability or asset

Service costs which include current service costs, past service costs and gains or losses on non-routine settlements are recognized as expense in profit or loss. Past service costs are recognized when plan amendment or curtailment occurs. These amounts are calculated periodically by independent qualified actuaries.

Net interest on the net defined benefit liability or asset is the change during the period in the net defined benefit liability or asset that arises from the passage of time which is determined by applying the discount rate based on government bonds to the net defined benefit liability or asset. Net interest on the net defined benefit liability or asset is recognized as expense or income in profit or loss.

Remeasurements comprising actuarial gains and losses, return on plan assets and any change in the effect of the asset ceiling (excluding net interest on defined benefit liability) are recognized immediately in other comprehensive income in the period in which they arise. Remeasurements are not reclassified to profit or loss in subsequent periods.

Plan assets are assets that are held by a long-term employee benefit fund or qualifying insurance policies. Plan assets are not available to the creditors of the Group, nor can they be paid directly to the Group. Fair value of plan assets is based on market price information. When no market price is available, the fair value of plan assets is estimated by discounting expected future cash flows using a discount rate that reflects both the risk associated with the plan assets and the maturity or expected disposal date of those assets (or, if they have no maturity, the expected period until the settlement of



the related obligations). If the fair value of the plan assets is higher than the present value of the defined benefit obligation, the measurement of the resulting defined benefit asset is limited to the present value of economic benefits available in the form of refunds from the plan or reductions in future contributions to the plan.

The Group's right to be reimbursed of some or all of the expenditure required to settle a defined benefit obligation is recognized as a separate asset at fair value when and only when reimbursement is virtually certain.

Termination benefit

Termination benefits are employee benefits provided in exchange for the termination of an employee's employment as a result of either an entity's decision to terminate an employee's employment before the normal retirement date or an employee's decision to accept an offer of benefits in exchange for the termination of employment.

A liability and expense for a termination benefit is recognized at the earlier of when the entity can no longer withdraw the offer of those benefits and when the entity recognizes related restructuring costs. Initial recognition and subsequent changes to termination benefits are measured in accordance with the nature of the employee benefit, as either post-employment benefits, short-term employee benefits, or other long-term employee benefits.

Employee leave entitlement

Employee entitlements to annual leave are recognized as a liability when they are accrued to the employees. The undiscounted liability for leave expected to be settled wholly before twelve months after the end of the annual reporting period is recognized for services rendered by employees up to the end of the reporting period.

Leases

The Group assesses at contract inception whether a contract is, or contains, a lease. That is, if the contract conveys the right to control the use of an identified asset for a period of time in exchange for consideration.

The Group as a lessor

Leases where the Group retains substantially all the risks and benefits of ownership of the asset are classified as operating leases. Initial direct costs incurred in negotiating an operating lease are added to the carrying amount of the leased asset and recognized over the lease term on the same bases as rental income. Contingent rents are recognized as revenue in the period in which they are earned.

The Group as a lessee

Except for short-term leases and leases of low-value assets, the Group applies a single recognition and measurement approach for all leases. The Group recognizes lease liabilities to make lease payments and right-of-use assets representing the right to use the underlying assets.

Right-of-use assets

The Group recognizes right-of-use assets at the commencement date of the lease (i.e., the date the underlying asset is available for use). Right-of-use assets are measured at cost, less any accumulated depreciation and impairment losses, and adjusted for any remeasurement of lease liabilities. The cost of right-of-use assets includes the amount of lease liabilities recognized, initial direct costs incurred, and lease payments made at or before the commencement date. Right-of-use assets are depreciated on a straight-line basis over the shorter of the lease term and the estimated useful lives of the underlying assets.



“Right-of-use assets” are presented under noncurrent assets in the consolidated statements of financial position.

Lease liabilities

At the commencement date of the lease, the Group recognizes lease liabilities measured at the present value of lease payments to be made over the lease term. The lease payments include fixed payments (including in-substance fixed payments) less any lease incentives receivable, variable lease payments that depend on an index or a rate, and amounts expected to be paid under residual value guarantees. The lease payments also include the exercise price of a purchase option reasonably certain to be exercised by the Group and payments of penalties for terminating the lease, if the lease term reflects the Group exercising the option to terminate. Variable lease payments that do not depend on an index or a rate are recognized as expenses (unless they are incurred to produce inventories) in the period in which the event or condition that triggers the payment occurs.

In calculating the present value of lease payments, the Group uses its incremental borrowing rate at the lease commencement date because the interest rate implicit in the lease is not readily determinable. After the commencement date, the amount of lease liabilities is increased to reflect the accretion of interest and reduced for the lease payments made. In addition, the carrying amount of lease liabilities is remeasured if there is a modification, a change in the lease term, a change in the lease payments (e.g., changes to future payments resulting from a change in an index or rate used to determine such lease payments) or a change in the assessment of an option to purchase the underlying asset.

Short-term leases

The Group applies the short-term lease recognition exemption to its leases of office spaces, storage and warehouse spaces that have lease term of 12 months or less from the commencement date and do not contain a purchase option. Lease payments on these short-term leases are recognized as expense on a straight-line basis over the lease term.

Income Taxes

Current Tax

Current tax assets and liabilities for the current and prior periods are measured at the amount expected to be recovered from or paid to the taxation authorities. The tax rates and tax laws used to compute the amount are those that are enacted or substantively enacted at the reporting date.

Deferred tax

Deferred tax is provided, using the liability method, on all temporary differences, with certain exceptions, at the reporting date between the tax bases of assets and liabilities and their carrying amounts for financial reporting purposes.

Deferred tax liabilities are recognized for all taxable temporary differences, except to the extent that the deferred tax liability arises from the initial recognition of goodwill; or the initial recognition of an asset or liability in a transaction which: (i) is not a business combination; (ii) at the time of the transaction, affects neither accounting profit nor taxable profit (tax loss); and (iii) at the time of the transaction, does not give rise to equal taxable and deductible temporary differences. Deferred tax assets are recognized for all deductible temporary differences, carryforward benefit of unused tax credits from excess minimum corporate income tax (MCIT) over the regular corporate income tax (RCIT) and net operating loss carryover (NOLCO), to the extent that it is probable that taxable income will be available against which the deductible temporary differences and carryforward benefits of unused tax credits from MCIT and NOLCO can be utilized.

Deferred tax liabilities are not provided on nontaxable temporary differences associated with investments in domestic associates and investments in joint ventures.



The carrying amount of deferred tax assets is reviewed at each reporting date and reduced to the extent that it is no longer probable that sufficient taxable income will be available to allow all or part of the deferred tax assets to be utilized. Unrecognized deferred tax assets are reassessed at each reporting date and are recognized to the extent that it has become probable that future taxable income will allow all or part of the deferred tax assets to be recovered.

Deferred tax assets and liabilities are measured at the tax rate that is expected to apply to the period when the asset is realized or the liability is settled, based on tax rate and tax laws that have been enacted or substantially enacted at the financial reporting date. Movements in the deferred income tax assets and liabilities arising from changes in tax rates are charged against or credited to income for the period.

Deferred tax assets and deferred tax liabilities are offset if a legally enforceable right exists to set off current tax assets against current tax liabilities and the deferred tax assets relate to the same taxable entity and the same taxation authority.

For periods where the income tax holiday (ITH) is in effect, no deferred taxes are recognized in the consolidated financial statements as the ITH status of the subsidiary neither results in a deductible temporary difference or temporary taxable difference. However, for temporary differences that are expected to reverse beyond the ITH, deferred taxes are recognized.

Earnings Per Share (EPS)

Basic EPS is computed by dividing the consolidated net income for the year attributable to equity holders of the Parent Company (net income for the period less dividends on convertible redeemable preferred shares) by the weighted average number of common shares issued and outstanding during the year and adjusted to give retroactive effect to any stock dividends declared during the period. Diluted EPS is computed by dividing the net income for the year attributable to equity holders of the Parent Company by the weighted average number of common shares outstanding during the year adjusted for the effects of dilutive convertible redeemable preferred shares. Diluted EPS assumes the conversion of the outstanding preferred shares. When the effect of the conversion of such preferred shares is anti-dilutive, no diluted EPS is presented.

Operating Segment

The Group's operating businesses are organized and managed separately according to the nature of the products and services provided, with each segment representing a strategic business unit that offers different products and serves different markets. The Group generally accounts for intersegment revenues and expenses at agreed transfer prices. Income and expenses from discontinued operations are reported separate from normal income and expenses down to the level of income after taxes. Financial information on operating segments is presented in Note 34 to the consolidated financial statements.

Provisions

Provisions are recognized only when the Group has: (a) a present obligation (legal or constructive) as a result of a past event; (b) it is probable that an outflow of resources embodying economic benefits will be required to settle the obligation; and (c) a reliable estimate can be made of the amount of the obligation. If the effect of the time value of money is material, provisions are determined by discounting the expected future cash flows at a pre-tax rate that reflects current market assessments of the time value of money and, where appropriate, the risks specific to the liability. Where discounting is used, the increase in the provision due to the passage of time is recognized as an interest expense.

Provisions are reviewed at each reporting date and adjusted to reflect the current best estimate.



Provision for decommissioning and site rehabilitation costs

The Group records the present value of estimated costs of legal and constructive obligations required to restore operating locations in the period in which the obligation is incurred. The nature of these restoration activities includes closure of plants, dismantling and removing of structures, reforestation, rehabilitation activities on marine and rainwater conservation and maintenance of rehabilitated area.

The obligation generally arises when the asset is installed, or the ground environment is disturbed at the production location. When the liability is initially recognized, the present value of the estimated cost is capitalized by increasing the carrying amount of the related mining assets and restoration of power plant sites. Over time, the discounted liability is increased for the change in present value based on the discount rates that reflect current market assessments and the risks specific to the liability. The periodic unwinding of the discount is recognized in the consolidated statement of income as a finance cost. Additional disturbances or changes in rehabilitation costs will be recognized as additions or charges to the corresponding assets and rehabilitation liability when they occur. For closed sites, changes to estimated costs are recognized immediately in the consolidated statement of comprehensive income.

Contingencies

Contingent liabilities are not recognized in the consolidated financial statements. These are disclosed in the notes to consolidated financial statements unless the possibility of an outflow of resources embodying economic benefits is remote. Contingent assets are not recognized in the consolidated financial statements but disclosed when an inflow of economic benefits is probable. Contingent assets are assessed continually to ensure that developments are appropriately reflected in the consolidated financial statements. If it has become virtually certain that an inflow of economic benefits will arise, the asset and the related income are recognized in the consolidated financial statements on the period in which the change occurs.

Events After the Reporting Period

Post year-end events up to the date of the auditor's report that provide additional information about the Group's position at reporting date (adjusting events) are reflected in the consolidated financial statements. Any post year-end events that are not adjusting events are disclosed in the consolidated financial statements when material.

3. **Material Accounting Judgments, Estimates and Assumptions**

The preparation of the accompanying consolidated financial statements in conformity with PFRS Accounting Standards requires management to make judgments, estimates and assumptions that affect the amounts reported in the consolidated financial statements and accompanying notes. The judgments, estimates and assumptions used in the accompanying consolidated financial statements are based upon management's evaluation of relevant facts and circumstances as of the date of the consolidated financial statements. Actual results could differ from such estimates.

Judgments

In the process of applying the Group's accounting policies, management has made the following judgments, apart from those involving estimations which have the most significant effect on the amounts recognized in the consolidated financial statements:

Determining the lease term of contracts with renewal and termination options – Group as lessee

The Group determines the lease term as the non-cancellable term of the lease, together with any periods covered by an option to extend the lease if it is reasonably certain to be exercised, or any periods covered by an option to terminate the lease, if it is reasonably certain not to be exercised.



The Group applies judgement in evaluating whether it is reasonably certain whether or not to exercise the option to renew or terminate the lease. That is, it considers all relevant factors that create an economic incentive for it to exercise either the renewal or termination. After the commencement date, the Group reassesses the lease term if there is a significant event or change in circumstances that is within its control and affects its ability to exercise or not to exercise the option to renew or to terminate (e.g., construction of significant leasehold improvements or significant customization to the leased asset).

The Group did not include the renewal and termination period of several lease contracts since the renewal and termination options is based on mutual agreement, thus currently not enforceable (see Note 33).

Classification of asset held-for-sale

The Group classified its 2x25 MW gas turbine plant as asset held-for-sale under PFRS 5, *Noncurrent Assets Held-for-Sale and Discontinued Operations*, as result of the assessment that the assets' carrying amount will be recovered principally through a sale transaction rather than through continuing use.

The following criteria are met:

- a) The asset is available for immediate sale in its present condition.
- b) The sale is highly probable to be completed within 12 months from the classification date.
- c) The Group is committed to sell the 2x25 MW gas turbine plant as evidenced by the approval of the Group's BOD on August 2, 2022, and the clearances obtained from relevant government agencies in October 2022.
- d) The Group has initiated an active programme to locate a buyer upon approval of the BOD.
- e) The Group determined that it is unlikely that the plan will be significantly changed or withdrawn.

The Group identified that the above criteria are met in October 2022 upon completely securing all relevant clearances from regulatory bodies to disconnect, deregister, decommission and sell the asset and reclassified the asset as held-for-sale (see Note 10).

During the initial one-year period, circumstances arise that were previously considered unlikely, and, as a result, the sale of the gas turbine plant was not finalized as of the end of October 2023. The Group took the necessary actions to respond to these circumstances and was able to locate a buyer and agree with the terms and conditions of the sale. As of December 31, 2023, the criteria for the extension of the one-year period are met and the gas turbine plant remains as an Asset held-for-sale in accordance with PFRS 5. On March 27, 2024, the sale of the gas turbine plant has been completed, and the asset held-for-sale has been derecognized.

Revenue recognition method and measure of progress

- *Real estate revenue recognition*

The Group concluded that revenue for real estate sales is to be recognized over time because (a) the Group's performance does not create an asset with an alternative use; and (b) the Group has an enforceable right to payment for performance completed to date. The promised property is specifically identified in the contract and the contractual restriction on the Group's ability to direct the promised property for another use is substantive. This is because the property promised to the customer is not interchangeable with other properties without breaching the contract and without incurring significant costs that otherwise would not have been incurred in relation to that contract. In addition, under the current legal framework, the customer is contractually obliged to make payments to the developer up to the performance completed to date. The Group also



considers the buyer's commitment to continue the sale which may be ascertained through the significance of the buyer's initial payments and the stage of completion of the project.

In evaluating whether collectability of the amount of consideration is probable, the Group considers the significance of the buyer's initial payments in relation to the total contract price (or the buyer's equity). Collectability is assessed by considering factors such as history with the buyer, and age and pricing of the property. Also, management regularly evaluates the historical sales cancellations and back-outs, if it would still support its current threshold of buyers' equity before commencing revenue recognition.

In determining the transaction price, the Group considers whether the selling price of the real estate project includes significant financing component. The Group determines whether a contract contains a significant financing component using individual contract approach by considering (a) the difference, if any, between the amount of promised considerations and the cash selling price of the promised goods or services; and (b) the effect of the expected length of time between when the entity transfers the promised goods or service to the customer and when the customer pays for those goods or services and the prevailing EIR. The Group applied practical expedient by not adjusting the effect of financing component if the period when the Group transfers a promised good or service to a customer and when the customer pays for that good or service will be one year or less. The Group determined that its transaction price on sale of real estate recognized over time includes significant financing component.

In measuring the progress of its performance obligation over time, the Group uses the output method which is based on the physical proportion of work done on the real estate project, which requires technical determination by the Group's specialists (i.e., project engineers). The Group believes that this method faithfully depicts the Group's performance in transferring control of real estate development to the customers.

- *Construction revenue recognition*

- a. Existence of a contract

The Group assessed that various documents or arrangements (whether separately or collectively) will create a contract in accordance with PFRS 15. The Group considered relevant facts and circumstances including customary business practices and assessed that the enforceability of its documents or arrangements depends on the nature and requirements stated in the terms of those documents or arrangements. Certain documents that indicate enforceability of contract include Letter/ Notice of Award, Letter of Intent, Notice to Proceed and Purchase Order.

- b. Revenue recognition method and measure of progress

The Group concluded that revenue for construction services is to be recognized over time because (a) the customer controls assets as it is created or enhanced; (b) the Group's performance does not create an asset with an alternative use and; (c) the Group has an enforceable right for performance completed to date. The customer demonstrates control over the asset being constructed by possessing the ability to specify the design of the subject asset. Moreover, the Group builds the asset on the customer's land and the customer generally controls any work in progress arising from the Group's performance.

In measuring the progress of its performance obligation over time, the Group uses the input method, which is based on actual costs incurred to date relative to the total estimated cost to complete the construction projects. The Group believes that this method faithfully depicts the Group's performance in transferring control as there is direct relationship between the Company's effort (i.e., costs incurred) and the transfer of service to the customer.



c. Identifying performance obligation

Construction projects of the Group usually includes individually distinct goods and services. These goods and services are distinct as the customers can benefit from the service on its own and are separately identifiable. However, the Group assessed that goods and services are not separately identifiable from other promises in the contract. The Group provides significant service of integrating the various goods and services (inputs) into a single output for which the customer has contracted. Consequently, the Group accounts for all of the goods and services in the contract as a single performance obligation.

With regard to variation orders, the Group assessed that these do not result in the addition of distinct goods and services and are not identified as separate performance obligations because they are highly interrelated with the services in the original contract, and are part of the contractor's service of integrating services into a single output for which the Group has been contracted.

d. Principal versus agent considerations

The Group is allowed to subcontract certain or a portion of its works, to another party. The Group assessed that it is acting as a principal as it controls each specified good or service before that good or service is transferred to the customer and has the discretion in establishing the price of goods and services. Moreover, the contract states that it is principally responsible for the performance of the obligation and subcontracting any portion of the work (if any) does not relieve the Group of any liability or obligation under the contract.

e. Consideration of significant financing component in a contract

The Group usually imposes to its customers a percentage of contract price as an advance payment of the total contract price as mobilization fees. The Group concluded that there is no significant financing component for those contracts where the customer pays in advance, considering: (a) the advance payments have historically been recouped within 12 months from the reporting date; (b) the billings are normally based on the progress of work; and, (c) financing component is not significant. The lag time between performance of construction service which is measured through percentage of completion (POC) and actual billing and billing to collection is substantially within 12 months.

Amounts withheld by the customers (retention receivables) are expected to be recouped beyond one year from the date of completion of the project. Such amounts do not contain significant financing component as the withholding serve as a security against the Group's performance. These are collectible upon the lapse of the defect and liability period and receipt of customer certification that there are no defects on the constructed assets.

• *Mining and electricity sales – Revenue recognition method and measure of progress*

The Group concluded that revenue from coal and nickel ore sales is to be recognized at a point in time as the control transfers to customers at the date of shipment.

On the other hand, the Group's revenue from power sales is to be recognized over time because the customer simultaneously receives and consumes the benefits provided by the Group. The fact that another entity would not need to re-perform the delivery of power that the Group has provided to date demonstrates that the customer simultaneously receives and consumes the benefits of the Group's performance obligation



The Group has determined that output method used in measuring the progress of the performance obligation faithfully depicts the Group's performance of its obligation to its customers, since the customer obtains the benefit from the Group's performance based on actual energy delivered each month.

Exploration and evaluation expenditure

The application of the Group's accounting policy for exploration and evaluation assets requires judgment to determine whether future economic benefits are likely, from either future exploitation or sale, or whether activities have not reached a stage that permits a reasonable assessment of the existence of reserves. The criteria used to assess the start date of a mine are determined based on the unique nature of each mine development project. The Group considers various relevant criteria to assess when the mine is substantially complete, ready for its intended use and moves into the production phase.

Some of the criteria include, but are not limited to the following:

- the level of capital expenditure compared to construction cost estimates;
- completion of a reasonable period of testing of the property and equipment;
- ability to produce ore in saleable form; and,
- ability to sustain ongoing production of ore.

When a mine development project moves into the production stage, the capitalization of certain mine construction costs ceases and costs are either regarded as inventory or expensed, except for capitalizable costs related to mining asset additions or improvements, mine development or mineable reserve development. It is also at this point that depreciation or depletion commences.

Determination of components of ore bodies and allocation of measures for stripping cost allocation

The Group has identified that each of its two active mine pits, Narra and Molave, is a whole separate ore component and cannot be further subdivided into smaller components due to the nature of the coal seam orientation and mine plan.

Judgment is also required to identify a suitable production measure to be used to allocate production stripping costs between inventory and any stripping activity asset(s) for each component. The Group considers that the ratio of the expected volume of waste to be stripped for an expected volume of ore to be mined for a specific component of the coal body (i.e., stripping ratio) is the most suitable production measure. The Group recognizes stripping activity asset by comparing the actual stripping ratio during the year for each component and the component's mine life stripping ratio.

Evaluation and reassessment of control

The Group refers to the guidance in PFRS 10, *Consolidated Financial Statements*, when determining whether the Group controls an investee. Particularly, the Group controls an investee when it is exposed, or has rights, to variable returns from its involvement with the investee and has the ability to affect those returns through its power over the investee. The Group considers the purpose and design of the investee, its relevant activities and how decisions about those activities are made and whether the rights give it the current ability to direct the relevant activities (see Note 11).

The Group controls an investee if and only if it has all the following:

- a. power over the investee;
- b. exposure, or rights, to variable returns from its involvement with the investee; and,
- c. the ability to use its power over the investee to affect the amount of the investor's returns.



Ownership interests in URHI and TMM represent 30% and 40%, respectively. The stockholders of these entities signed the Memorandum of Understanding (MOU) that gives the Group the ability to direct the relevant activities and power to affect its returns considering that critical decision-making position in running the operations are occupied by the representatives of the Group.

Management's Use of Estimates

The key assumptions concerning the future and other sources of estimation uncertainty at the reporting date that have a significant risk of causing a material adjustment to the carrying amounts of assets and liabilities within the next financial year are discussed below:

a. Group

Determination of purchase price allocation

In 2024, the Group acquired Cemex Asian Sout East Corporation (CASEC) (see Note 4). The Group performed notional purchase price allocation, which required estimation in identifying the provisional fair value of the underlying assets acquired (including trademarks) and liabilities assumed from CASEC. Management has measured the trademarks based on the valuation report prepared by the external valuation specialist. The trademarks were valued using the relief-from-royalty method wherein the fair value of the trademarks is based on costs savings from owning the trademarks. Significant assumptions and estimates used include comparable royalty rates, terminal growth rate, and discount rates based on available market.

Recoverability of trademarks and goodwill

The Group determines whether trademarks and goodwill are impaired at least on an annual basis or more frequently if events or changes in circumstances indicate that the carrying value may be impaired. This requires an estimation of the recoverable amount of the CGU to which the goodwill is allocated. Estimating the recoverable amount requires the Group to consider the market data in determining the fair value of the CGU and to make an estimate of the cost of disposal.

As of December 31, 2024, no impairment in trademarks and goodwill was recognized.

b. Mining

Estimating mineable ore reserves

The Group uses the mineable ore reserves in the determination of the amount of amortization of mine properties using units-of-production method. The Group estimates its mineable ore reserves based on the assessment performed by the internal specialists engaged by the Group, who are professionally qualified mining engineers and geologists (specialists). These estimates on the mineable ore resource and reserves are determined based on the information obtained from activities such as drilling, core logging or geophysical logging, coal sampling, sample database encoding, coal seam correlation and geological modelling.

The carrying value of coal mining properties, included in "Property, plant and equipment" as presented in the consolidated statements of financial position amounted to ₱3,838.25 million and ₱3,751.88 million in 2024 and 2023, respectively (see Note 13).

Estimating coal stockpile inventory quantities

The Group estimates the stockpile inventory of clean and unwashed coal by conducting a topographic survey which is performed by in-house and third-party surveyors. The survey is conducted by in-house surveyors on a monthly basis with a confirmatory survey by third party surveyors at year end. The process of estimation involves a predefined formula which considers an acceptable margin of error of plus or minus five percent (5%). Thus, an increase or decrease in the estimation threshold for any period would differ if the Group utilized different estimates and



this would either increase or decrease the profit for the year. The coal pile inventory as of December 31, 2024 and 2023 amounted to ₱1,389.51 million and ₱1,884.44 million, respectively (see Note 8).

Estimating provision for decommissioning and mine site rehabilitation costs

The Group is legally required to fulfill certain obligations under its Department of Energy and National Resources (DENR) issued Environmental Compliance Certificate when its activities have ended in the depleted mine pits. In addition, the Group assesses its mine rehabilitation provision annually. Significant estimates and assumptions are made in determining the provision for decommissioning and mine site rehabilitation costs as there are numerous factors that will affect the ultimate liability. These factors include estimates of the extent and costs of rehabilitation activities given the approved decommissioning and mine site rehabilitation plan, (e.g., costs of reforestation, and maintenance of the rehabilitated area), technological changes, regulatory changes, cost increases, and changes in inflation rates and discount rates. Those uncertainties may result in future actual expenditure differing from the amounts currently provided.

An increase in decommissioning and site rehabilitation costs would increase the carrying amount of the related assets and increase noncurrent liabilities. The provision at reporting date represents management's best estimate of the present value of the future rehabilitation costs required. Assumptions used to compute the decommissioning and site rehabilitation costs are reviewed and updated annually.

As of December 31, 2024 and 2023, the provision for decommissioning and mine site rehabilitation for coal mining activities amounted to ₱354.06 million and ₱322.26 million, respectively. As of the same dates, the provision for decommissioning and minesite rehabilitation cost for the nickel mining activities amounted to ₱163.29 million and ₱115.51 million, respectively (see Note 20).

c. Construction

Revenue recognition – construction contracts

The Group's construction revenue is based on the POC method measured principally on the basis of total actual cost incurred to date over the estimated total cost of the project. Actual cost incurred to date includes labor, materials and overhead which are billed and unbilled by contractors. The Group also updates the estimated total cost of the project based on latest discussions with customers to include any revisions to the job order sheets and the cost variance analysis against the supporting details. The POC method is applied to the contract price after considering approved change orders.

When it is probable that total contract costs will exceed total contract revenue, the expected loss shall be recognized as an expense immediately. The amount of such a loss is determined irrespective of:

- (a) whether work has commenced on the contract;
- (b) the stage of completion of contract activity; or
- (c) the amount of profits expected to arise on other contracts which are not treated as a single construction contract.

The Group regularly reviews its construction projects and used the above guidance in determining whether there are projects with contract cost exceeding contract revenues. Based on the best estimate of the Group, adjustments were made in the books for those projects with expected losses in 2024 and 2023. There is no assurance that the use of estimates may not result in



material adjustments in future periods. Revenue from construction contracts amounted to ₱15,054.33 million, ₱16,674.70 million and ₱19,076.92 million in 2024, 2023 and 2022, respectively (see Note 34).

Estimation of variable consideration arising from change orders and claims

It is common for the Group to receive numerous variation orders from the customers during the period of construction. These variation orders could arise due to various change orders and claims, including changes in the design of the asset being constructed and in the type of materials to be used for construction.

The Group estimates the transaction price for the variation orders based on a probability-weighted average approach (expected value method) based on historical experience.

d. Real estate

Revenue recognition – real estate sales

The assessment process for the POC and the estimated project development costs requires technical determination by management's specialists (project engineers) and involves significant management judgment. The Group applies POC method in determining real estate revenue. The POC is measured principally on the basis of the estimated completion of a physical proportion of the contract work based on the inputs of the internal project engineers.

Revenue from real estate sales amounted to ₱11,396.39 million, ₱18,587.31 million and ₱21,398.78 million in 2024, 2023 and 2022, respectively (see Note 34).

Significant financing component – Starting January 1, 2024

The Group determined that its transaction price on sale of real estate recognized over time does include a significant financing component since the customer's payment of the transaction price does not coincide with the percentage-of-completion of the project. This gives rise to significant financing either by the customer to the Group as the property developer or vice versa. The Group uses its recent borrowing rates from the banks when the buyer pays ahead of the percentage-of-completion of the related project or the prevailing interest rates in the market as lending rate when the percentage-of-completion of the related project is ahead of the buyer's payment. Since contracts from customers comprise a significant component, a portion of the contract price is regarded as interest income and interest expense, included in "Finance income" and "Finance costs" accounts, respectively, in the consolidated statements of income.

e. Power

Determination of fair value less cost to sell

The Group estimated the recoverable amount of the 2x25 MW gas turbine plant based from offers received from buyers in the advanced stage of negotiations or, if available, the final selling price agreed with the buyer, conducted at arm's length, for similar assets or observable market prices less incremental costs of disposing the asset (e.g. dismantling and handling costs) (see Note 10).

Estimating provision for decommissioning and site rehabilitation costs

The Group is contractually required to fulfill certain obligations under Section 8 of the Land Lease Agreement (LLA) upon its termination or cancellation. Significant estimates and assumptions are made in determining the provision for site rehabilitation as there are numerous factors that will affect the ultimate liability. These factors include estimates of the extent and costs of rehabilitation activities, technological changes, regulatory changes, cost increases, and changes in discount rates. Those uncertainties may result in future actual expenditure differing from the amounts currently provided. An increase in decommissioning and site rehabilitation costs would increase the property, plant and equipment and increase noncurrent liabilities.



The provision at the reporting date represents management's best estimate of the present value of the future rehabilitation costs required. Assumptions used to compute the provision for decommissioning and site rehabilitation costs are reviewed and updated annually.

As of December 31, 2024 and 2023, the estimated provision for decommissioning and site rehabilitation costs amounted to ₱34.34 million and ₱31.61 million, respectively (see Note 20).

Estimating allowance for expected credit losses (ECLs)

a. Installment contracts receivable and contract assets

The Group uses the vintage analysis in calculating the ECLs for real estate ICR. Vintage analysis calculates the vintage default rate of each period through a ratio of default occurrences of each given point in time in that year to the total number of receivable issuances or occurrences during that period or year. The rates are also determined based on the default occurrences of customer segments that have similar loss patterns (i.e., by payment scheme).

The vintage analysis is initially based on the Group's historically observed default rates. The Group will adjust the historical credit loss experience with forward-looking information. For instance, if forecasted economic conditions (i.e., bank lending rates and interest rates) are expected to deteriorate over the next year which can lead to an increased number of defaults, the historical default rates are adjusted. At every reporting date, the historically observed default rates are updated and changes in the forward-looking estimates are analyzed.

The assessment of the correlation between historically observed default rates, forecasted economic conditions and ECLs is a significant estimate. The amount of ECLs is sensitive to changes in circumstances and of forecast economic conditions. The Group's historical credit loss experience and forecast of economic conditions may also not be representative of customer's actual default in the future.

b. Trade receivables

The Group uses a provision matrix to calculate ECLs for trade receivables. The provision rates are based on days past due for groupings of various customer segments that have similar loss patterns (i.e., by customer type).

The provision matrix is initially based on the Group's historical observed default rates. The Group calibrates the matrix to adjust the historical credit loss experience with forward-looking information such as inflation and foreign exchange rates. At every reporting date, the historically observed default rates are updated and changes in the forward-looking estimates are analyzed.

The above assessment resulted to recognition of additional allowance for impairment of ₱172.96 million (including allowance for expected credit losses from acquired company), ₱31.21 million and ₱9.54 million in 2024, 2023 and 2022, respectively (see Notes 6 and 25).

Evaluation of net realizable value of inventories

Inventories are valued at the lower of cost and NRV. This requires the Group to make an estimate of the inventories' selling price in the ordinary course of business, cost of completion and costs necessary to make a sale to determine the NRV.

For real estate inventories, the Group adjusts the cost of its real estate inventories to NRV based on its assessment of the recoverability of the real estate inventories. NRV for completed real estate inventories is assessed with reference to market conditions and prices existing at the reporting date and is determined by the Group in the light of recent market transactions. NRV in respect of real



estate inventories under construction is assessed with reference to market prices at the reporting date for similar completed property, less estimated costs to complete construction and less estimated costs to sell. The amount and timing of recorded expenses for any period would differ if different judgments were made or different estimates were utilized. In evaluating NRV, recent market conditions and current market prices have been considered.

For inventories such as equipment parts, materials in transit and supplies, the Group's estimate of the NRV of inventories is based on evidence available at the time the estimates are made of the amount that these inventories are expected to be realized. These estimates consider the fluctuations of price or cost directly relating to events occurring after the end of the reporting period to the extent that such events confirm conditions existing at reporting date. The amount and timing of recorded expenses for any period would differ if different judgments were made or different estimates were utilized.

Inventories carried at cost amounted to ₱56,646.35 million and ₱58,578.40 million as of December 31, 2024 and 2023, respectively. Inventories carried at NRV amounted to ₱10,587.80 million and ₱9,323.80 million as of December 31, 2024 and 2023, respectively (see Note 8).

Estimating useful lives of property, plant and equipment (see 'estimation of minable ore reserves' for the discussion of amortization of coal mining properties)

The Group estimated the useful lives of its property, plant and equipment based on the period over which the assets are expected to be available for use. The estimated useful lives of property, plant and equipment are reviewed at least annually and are updated if expectations differ from previous estimates due to physical wear and tear and technical or commercial obsolescence on the use of these assets.

It is possible that future results of operations could be materially affected by changes in these estimates brought about by changes in factors mentioned above. A reduction in the estimated useful lives of property, plant and equipment would increase depreciation expense and decrease noncurrent assets.

In estimating the useful life of depreciable assets that are constructed in a leased property, the Group considers the enforceability of and the intent of management to exercise the option to purchase the leased property. For these assets, the depreciation period is over the economic useful life of the asset which may be longer than the remaining lease period.

As of December 31, 2024 and 2023, the carrying value of property, plant and equipment of the Group amounted to ₱82,493.17 million and ₱53,673.80 million, respectively (see Note 13).

Impairment assessment of nonfinancial assets

The Group assesses impairment of nonfinancial assets whenever events or changes in circumstances indicate that the carrying amount of an asset may not be recoverable. The factors that the Group considers important and which could trigger an impairment review include the following:

- significant underperformance relative to projected future operating results;
- significant changes in the manner of use of the acquired assets or the strategy for overall business; and,
- significant negative industry or economic trends or change in technology.



When indicators exist, an impairment loss is recognized whenever the carrying amount of an asset exceeds its recoverable amount. Assets that are subject to impairment testing when impairment indicators are present are as follows:

	2024	2023
Property, plant and equipment (Note 13)	₱82,493,172	₱53,673,801
Investments in associates and joint ventures (Note 11)	24,275,274	19,091,633
Right-of-use assets (Note 33)	3,828,484	140,629
Asset held-for-sale (Note 10)	–	713,218
Other current assets (Note 9)*	14,976,703	9,410,688
Other noncurrent assets (Note 14)*	8,160,396	5,167,265

*Excluding current and noncurrent financial assets.

Maynilad Water

On May 18, 2021, the Revised Concession Agreement (RCA) has been executed and signed by the representative parties of MWSI and Metropolitan Waterworks and Sewerage System (MWSS). On December 10, 2021, Republic Act 11600 was signed into law (see Note 37). On December 14, 2021, Maynilad Water again requested the MWSS Board to defer the RCA’s Effective Date by another two months (until February 16, 2022) or until the Republic Letter of Undertaking is issued. On June 30, 2022, Maynilad received MWSS’s letter of even date informing Maynilad Water that the Department of Finance (“DOF”) has issued the Republic Undertaking dated June 24, 2022 signed by the Executive Secretary and the DOF Secretary.

Maynilad Water wrote the MWSS on July 1, 2022 informing them that the signed Republic Letter of Undertaking does not conform to the agreed form in the RCA, and, thus, Section 16.3 (iii) I of the RCA has not been satisfied.

On May 10, 2023, MWSS and Maynilad signed the Amendments to the RCA which took effect retroactively on June 29, 2022. Along with the Amendments to the RCA, the Letter of Undertaking in the form agreed by the parties was also issued. The Letter of Undertaking’s effectivity retroacts to July 1, 2022 (see Note 37).

Management believes that no impairment indicator exists for the Group’s other nonfinancial assets.

Estimating the incremental borrowing rate

The Group uses its incremental borrowing rate (IBR) to measure lease liabilities because the interest rate implicit in the lease is not readily determinable. The IBR is the rate of interest that the Group would have to pay to borrow over a similar term, and with a similar security, the funds necessary to obtain an asset of a similar value to the right-of-use assets in a similar economic environment. The IBR therefore reflects what the Group ‘would have to pay’, which requires estimation when no observable rates are available (such as for subsidiaries that do not enter into financing transactions) or when they need to be adjusted to reflect the terms and conditions of the lease (for example, when leases are not in the subsidiary’s functional currency). The Group estimates the IBR using observable inputs (such as market interest rates) when available and is required to make certain entity-specific estimates (such as the subsidiary’s stand-alone credit rating). The Group’s lease liabilities amounted to ₱3,773.70 million and ₱89.24 million as of December 31, 2024 and 2023, respectively (see Note 33).



Deferred tax assets

The Group reviews the carrying amounts of deferred taxes at each reporting date and reduces deferred tax assets to the extent that it is no longer probable that sufficient taxable income will be available to allow all or part of the deductible temporary differences and carryforward benefits of unused tax credits from MCIT and NOLCO to be utilized. However, there is no assurance that the Group will generate sufficient future taxable income to allow all or part of the deferred tax assets to be utilized.

The net deferred tax assets recognized amounted to ₱1,617.54 million and ₱922.89 million as of December 31, 2024 and 2023, respectively.

Estimating pension obligation and other retirement benefits

The cost of defined benefit pension plans and other employee benefits as well as the present value of the pension obligation are determined using actuarial valuations. The actuarial valuation involves making various assumptions. These include the determination of the discount rates, future salary increases, mortality rates and future pension increases. Due to the complexity of the valuation, the underlying assumptions and its long-term nature, defined benefit obligations are highly sensitive to changes in these assumptions. All assumptions are reviewed at each reporting date.

The net pension liabilities as at December 31, 2024 and 2023 amounted to ₱791.10 million and ₱334.98 million, respectively (see Notes 20 and 23). Net pension assets amounted to ₱1,060.40 million and ₱992.03 million as of December 31, 2024 and 2023, respectively (see Notes 14 and 23).

In determining the appropriate discount rate, management considers the interest rates of government bonds that are denominated in the currency in which the benefits will be paid, with extrapolated maturities corresponding to the expected duration of the defined benefit liability. Future salary increases are based on expected future inflation rates and other relevant factors.

The mortality rate is based on publicly available mortality tables for the specific country and is modified accordingly with estimates of mortality improvements. Future salary increases and pension increases are based on expected future inflation rates.

Contingencies

The Group is currently involved in various legal proceedings and taxation matters. The estimate of the probable costs for the resolution of these claims has been developed in consultation with outside counsel handling the defense in these matters and is based upon an analysis of potential results. The Group currently does not believe these proceedings will have a material effect on the Group's financial position. It is possible, however, that future results of operations could be materially affected by changes in the evaluation of the case, the estimates of potential claims or in the effectiveness of the strategies relating to these proceedings (see Note 36).

4. Business Combination

Acquisition of CASEC shares

On April 25, 2024, the Parent Company, SMPC and Dacon Corporation entered into a share purchase agreement with Cemex Asia B.V. (Cemex) for the sale and purchase of its 100% interest in Cemex Asian Sout East Corporation (CASEC), equivalent to a total of 42,140,266 shares. CASEC owns 89.86% of Cemex Holdings Philippines, Inc. (CHP), a cement company listed in the Philippine Stock Exchange under the ticker name, CHP. The Parent Company acquired 56.75% or 23,914,601 shares of CASEC.



On December 2, 2024, the transaction was completed with the Parent Company, SMPC and Dacon Corporation acquiring 56.75%, 11.13% and 32.12% ownership interest in CASEC, respectively. The total consideration paid by the Parent Company and SMPC amounted to ₱10,810.06 million. As of December 2, 2024, Parent Company's effective interest in CASEC and CHP is 63.06% and 56.66%, respectively.

With the Group acquiring control over CASEC, this transaction was accounted for using the acquisition method under PFRS 3. The Group elected to measure the non-controlling interest in the acquiree at the proportionate share of its interest in the acquiree's identifiable net assets. The net assets recognized by the Group were based on the purchase price allocation made on fair value of CHP's net assets on the date of acquisition. The Group has assessed that the fair value of CHP's net identifiable assets is lower than the purchase consideration transferred. Accordingly, the Group recognized provisional goodwill amounting to ₱1,947.42 million as a result of the transaction. The acquisition is anticipated to strengthen the Group's ecosystem, with captured markets for coal, long-term contracted power capacity, fly ash, and cement products.

From the date of acquisition up to December 31, 2024, CASEC contributed ₱1,064.15 million of revenue and ₱247.39 million loss before tax from continuing operations of the Group. Had the business combination took place on January 1, 2024, the Group's gross revenues from operations would have increased by ₱16,040.47 million and the net income attributable to parent equity holders would have decreased by ₱2,071.71 million, before the impairment of goodwill amounting to ₱19,597.82 million at the separate financial statements of CASEC and its subsidiaries in 2024.

The fair value of the identifiable assets and liabilities of CHP and the result of purchase price allocation based on November 30, 2024 balances were presented below. The difference between the December 2, 2024 (acquisition date) and November 30, 2024 balances are immaterial. The purchase price allocation has been prepared on a preliminary basis to include more information necessary for the valuation of identifiable assets and liabilities, and intangible assets, if any. The provisional goodwill is subject to reasonable changes, if any, as additional information becomes available and the purchase price allocation has been finalized which shall not exceed one year from the acquisition date. PFRS 3 provides for a measurement period of one year from the date of acquisition wherein the acquirer may adjust provisional amounts. The provisional fair value of net assets acquired follows:

Assets	
Cash and cash equivalents	₱2,749,142
Receivables	2,186,431
Inventories	2,496,117
Property, plant and equipment	27,199,040
Right-of-use assets	3,684,151
Trademarks	5,492,744
Other assets	5,411,831
Total Assets	49,219,456
Liabilities	
Accounts and other payables	21,345,028
Loans payable	7,399,281
Lease liability	3,606,935
Deferred tax liability	1,505,351
Other liabilities	2,536,366
Total Liabilities	36,392,961
Net identifiable net assets at fair value	12,826,495
Non-controlling interest (37%)	(3,963,855)
Purchase consideration transferred	(10,810,055)
Goodwill arising on acquisition	₱1,947,415



The Group measured the acquired lease liabilities using the present value of the remaining lease payments at the date of acquisition. The right-of-use (ROU) assets were measured at an amount equal to the lease liabilities and adjusted to reflect the favorable terms of the lease relative to market terms.

The Group valued the trademarks using the relief-from-royalty method. A royalty rate of 2.5% was used based on an independent screening of comparable trademarks arising from arrangements involving cement production companies operating in the Asia-Pacific region using Markables' database.

The Group's trademarks have indefinite useful life given by the stability and long-term nature of the cement industry, as an essential material for construction with growth expected to align with the country's economy. As such, a 4.0% terminal value was incorporated in the trademark valuation. The Group's trademarks include Apo Cement, Apo Portland, Apo Masonry, Apo Pozzolan, Apo High Strength, Semento Filipino, Pioneer Cement, Island, Rizal and Palitada King Masonry.

Deferred tax liability was recognized from the adjustments on the increase in the fair value of ROU assets (net of lease liability) and trademarks.

5. Cash and Cash Equivalents

	2024	2023
Cash on hand and in banks	₱12,818,841	₱8,238,983
Cash equivalents	21,479,683	23,919,095
	₱34,298,524	₱32,158,078

Cash in banks earn interest at the respective bank deposit rates. Cash equivalents are short-term placements made for varying periods of up to three (3) months, depending on the immediate cash requirements of the Group, and earn annual interest ranging from 2% to 6.50%, 0.50% to 7.50% and 0.50% to 6.00% in 2024, 2023 and 2022, respectively. Total finance income earned on cash in banks and cash equivalents amounted to ₱1,744.67 million, ₱1,504.28 million and ₱509.65 million in 2024, 2023 and 2022, respectively (see Note 26).

6. Receivables

	2024	2023
Trade:		
Electricity sales	₱6,670,362	₱5,801,611
Real estate	4,188,769	3,319,660
Construction contracts	3,715,449	4,011,467
Coal mining	1,215,282	5,945,199
Cement sales	821,841	-
Nickel mining	244,628	81,895
Merchandising and others	117,365	116,228
	16,973,696	19,276,060
Receivables from related parties (Note 21)	2,105,193	2,450,235
Other receivables	5,940,125	3,351,305
	25,019,014	25,077,600
Less allowance for expected credit losses	1,985,452	1,812,494
	₱23,033,562	₱23,265,106



Trade Receivables

Electricity sales

Receivables from electricity sales are claims from power distribution utilities, spot market operator and other customers for the sale of contracted energy and spot sales transactions. These are generally on a 30-day credit term and are carried at original invoice amounts, less discounts and rebates.

Real estate

Real estate receivables consist of accounts collectible in equal monthly principal installments with various terms up to a maximum of 10 years. These are recognized at amortized cost using the EIR method. The corresponding titles to the residential units sold under this arrangement are transferred to the buyers only upon full payment of the contract price. Installment contracts receivable are collateralized by the related property sold. In 2024, 2023 and 2022, annual interest rates on installment contracts receivable range from 10.00% to 15.00%. Interest on installment contracts receivable amounted to ₱707.06 million, ₱484.92 million and ₱348.85 million in 2024, 2023 and 2022, respectively (see Note 26).

The Group retains the assigned receivables in the “Real estate trade receivables” account and records the proceeds from these sales as long-term debt (see Note 19). The carrying value of installment contracts receivable sold with recourse amounted to ₱74.65 million and ₱2.52 million as of December 31, 2024 and 2023, respectively. The installment contracts receivable on a with recourse basis are used as collaterals for the bank loans obtained.

Construction contracts

Receivables from construction contracts principally consist of receivables arising from third-party construction projects over period of construction. These are noninterest-bearing and collectible over a period of 30- to 60-day term. These also include current portion of retention receivables amounting to ₱456.30 million and ₱479.97 million as of December 31, 2024 and 2023, respectively, which is part of the contract billed and retained as security and shall be released upon the period allotted as indicated in the contract. These are collected after a certain period of time upon acceptance by project owners through presentation of certificate of completion. Retention receivables pertain to the part of the contract which the contract owner retains as security and shall be released after the period allotted as indicated in the contract for the discovery of defects and other non-compliance from the specifications indicated. Noncurrent portion of retention receivables is presented as part of “Other Noncurrent Assets” in the consolidated statements of financial position (see Note 14).

Coal and nickel mining

Receivable from mining pertains to receivables from the sale of coal and nickel ore both to domestic and international markets. These receivables are noninterest-bearing and generally have 30- to 45-day credit terms.

Cement sales

Receivables from cement sales principally consists of receivables arising from sale of cement and admixtures to third party institutions and retailers. These receivables are noninterest-bearing and generally have a 30- to 90-day credit terms.

Merchandising and others

Receivables from merchandise sales and others arise from the sale of wires, services rendered and others to various local companies. These receivables are noninterest-bearing and generally have a 30- to 60-day credit terms.



Other Receivables

Other receivables include the Group's receivables from condominium corporations, advances to brokers and receivable from sale of fly ashes. These receivables are noninterest-bearing and are generally collectible within one (1) year from the reporting date.

Allowance for expected credit losses

Movements in the allowance for expected credit losses are as follows:

2024

	Trade Receivables				Total
	Electricity Sales	Coal Mining	Cement Sales	Other Receivables	
At January 1	₱1,586,303	₱41,928	–	₱184,263	₱1,812,494
Business combination (Note 4)	–	–	89,010	–	89,010
Provision (Note 25)	62,691	–	–	21,257	83,948
At December 31	₱1,648,994	₱41,928	89,010	₱205,520	₱1,985,452

2023

	Trade Receivables				Total
	Electricity Sales	Coal Mining	Cement Sales	Other Receivables	
At January 1	₱1,584,935	₱41,928	₱–	₱154,423	₱1,781,286
Provision (Note 25)	1,368	–	–	29,840	31,208
At December 31	₱1,586,303	₱41,928	₱–	₱184,263	₱1,812,494

7. Contract assets

	2024	2023
Contract assets	₱17,018,688	₱27,358,277
Costs and estimated earnings in excess of billings on uncompleted contracts	1,928,010	2,785,204
	18,946,698	30,143,481
Less: Contract assets - noncurrent portion	5,888,895	10,839,030
Current portion	₱13,057,803	₱19,304,451

Contract Assets

Real estate segment

For real estate segment, contract assets are initially recognized for revenue earned from property under development rendered but not yet to be billed to customers. Upon billing of invoice, the amounts recognized as contract assets are reclassified as installment contracts receivable.

Construction segment

For construction segment, contract assets represent total costs incurred and estimated earnings recognized in excess of amounts billed.



Costs and estimated earnings in excess of billings on uncompleted contracts of the construction segment are as follows:

	2024	2023
Total costs incurred	₱66,105,829	₱69,335,673
Add estimated earnings recognized	4,704,793	4,156,964
	70,810,622	73,492,637
Less total billings (including unliquidated advances from contract owners of ₱6.75 billion in 2024 and ₱8.19 billion in 2023)	77,728,058	79,107,338
	(₱6,917,436)	(₱5,614,701)

The foregoing balances are reflected in the consolidated statements of financial position under the following accounts:

	2024	2023
Contract assets (liabilities)		
Costs and estimated earnings in excess of billings on uncompleted contracts	₱1,928,010	₱2,785,204
Billings in excess of costs and estimated earnings on uncompleted contracts (Note 18)	(8,845,446)	(8,399,905)
	(₱6,917,436)	(₱5,614,701)

8. Inventories

	2024	2023
At cost:		
Real estate held for sale and development	₱50,767,649	₱51,342,601
Equipment parts, materials in transit and supplies	4,457,523	5,281,775
Coal inventory	1,389,505	1,884,435
Nickel ore	31,673	69,593
	56,646,350	58,578,404
At NRV:		
Equipment parts, materials in transit and supplies (Note 13)	10,587,796	9,323,801
	₱67,234,146	₱67,902,205

Real estate inventories recognized as cost of sales amounted to ₱5,656.00 million, ₱11,172.42 million and ₱12,878.56 million in 2024, 2023 and 2022, respectively (see Note 24). Costs of real estate sales includes acquisition cost of land, amount paid to contractors, development costs, capitalized borrowing costs, and other costs attributable to bringing the real estate inventories to their intended condition. Borrowing costs capitalized in 2023 and 2022 amounted to ₱1,858.63 million and ₱1,611.32 million, respectively. The capitalization rates used to determine the amount of borrowing costs eligible for capitalization in 2023 and 2022 are 5.35% and 4.89%, respectively. Effective January 1, 2024, the Group adopted IFRIC Agenda Decision on Over Time Transfer of Constructed Goods (see Note 2). No borrowing costs were capitalized in 2024.



There is no real estate held for sale and development used as collateral or pledged as security to secure liabilities. Summary of the movement in real estate held for sale and development is set out below:

	2024	2023
Balance at beginning of year	₱51,342,601	₱46,738,228
Construction/development cost incurred	6,828,266	14,818,461
Land acquired during the year	42,519	452,321
Borrowing costs capitalized	–	1,858,629
Cost of undeveloped land sold during the year	(1,561,806)	(1,197,494)
Recognized as cost of sales (Note 24)*	(5,883,931)	(11,327,544)
Balance at end of year	₱50,767,649	₱51,342,601

*Includes depreciation expense amounting to ₱227.93 million and ₱592.89 million in 2024 and 2023, respectively.

The Group sold undeveloped parcels of land in 2024 and 2023 at a gain of ₱259.41 million and ₱141.79 million, respectively. The gain on sale of land is presented under "Other income" account in the consolidated statements of income (see Note 28).

Coal and power inventories transferred to property, plant and equipment are used as a component of self-constructed property, plant and equipment and are recognized as expense over the useful life of the asset (see Note 13).

Coal pile inventory is stated at cost, which is lower than NRV. The cost of coal inventories included under 'Cost of coal mining' in the consolidated statements of income amounted to ₱21,087.20 million and ₱22,014.95 million in 2024 and 2023, respectively (see Note 24).

Coal pile inventory at cost includes capitalized depreciation of ₱227.76 million and ₱262.74 million in 2024 and 2023, respectively.

Movement in the Group's allowance for inventory obsolescence are as follows:

	2024	2023
Balance at beginning of year	₱189,168	₱269,032
Write-off (Note 25)	(35,504)	–
Reversal (Note 25)	(3,476)	(79,864)
Balance at end of year	₱150,188	₱189,168

In 2024, the Group has written off ₱35.50 million spare parts that had previously been provided with an allowance in prior years. These parts were sold along with the gas turbine plant in March 2024. Allowance for inventory write-down amounting to ₱3.48 million were reversed in 2024 as the net realizable value of the materials and supplies were recovered through use.

In 2023, the Group made a reversal on the previously recognized allowance for inventory obsolescence amounting to ₱79.86 million as the Group determined that several spare parts and supplies, for which an allowance had previously been established, remains functional and are actively employed in ongoing maintenance and operational activities.

In 2022, the Group recognized provision for inventory write down amounting to ₱38.98 million (see Note 25). This amount includes provision of ₱36.78 million which pertains to the spare parts of the 2x25 MW gas turbine plant classified as "Asset held-for-sale" under PFRS 5.



9. Other Current Assets

	2024	2023
Input VAT	₱4,847,302	₱1,365,285
Advances to suppliers and contractors	4,692,955	3,673,867
Creditable withholding taxes	2,988,083	3,105,585
Deposit in escrow fund (Note 35)	528,911	593,348
Refundable deposits (Notes 14 and 35)	225,784	2,084,549
Cost to obtain a contract - current portion (Notes 3 and 14)	65,300	223,829
Others	1,854,152	1,042,122
	₱15,202,487	₱12,088,585

Input VAT

Input VAT represents VAT imposed on the Group by its suppliers and contractors for the acquisition of goods and services required under Philippine taxation laws and regulations. Input VAT is applied against output VAT. The balance, net of the related allowance, is recoverable in future periods.

Advances to suppliers and contractors

Advances to suppliers and contractors under current assets are recouped upon rendering of services or delivery of asset within the Group's normal operating cycle. The balance, net of the related allowance, is estimated to be recoverable in future periods.

Creditable withholding taxes

Creditable withholding taxes pertain to the amount withheld by the Group's customers from their income payments. These will be claimed as tax credit and will be used against future income tax payable. In 2024 and 2023, the Group recognized an impairment loss amounting to ₱0.04 million and ₱8.47 million upon assessment that the amount cannot be claimed as tax credits against future income tax liability.

Deposit in escrow fund

Deposit in escrow fund pertains to fund deposits for securing license to sell (LTS) of the Group's real estate projects.

Refundable deposits

Refundable deposits pertain to bill deposits and guaranty deposits for utilities that will be recovered within one (1) year.

Costs to obtain a contract

Costs to obtain a contract with a customer pertain to commissions paid to brokers and marketing agents on the sale of pre-completed real estate units.

The balances below pertain to the costs to obtain contracts included in the other current and noncurrent assets:

	2024	2023
Balance at beginning of year	₱2,623,478	₱2,287,363
Additions	703,147	1,106,769
Amortization	(622,436)	(770,654)
Balance at end of year	2,704,189	2,623,478
Noncurrent portion (Note 14)	2,638,889	2,399,649
Current portion	₱65,300	₱223,829



The amortization of capitalized commission and advance commissions which are expensed as incurred totaling ₱593.77 million, ₱813.98 million and ₱1,237.70 million in 2024, 2023 and 2022, respectively, are presented under 'Cost of sales and services - real estate sales' account in the consolidated statements of income (see Note 24).

Others

Others include prepayments on insurance, maintenance costs, advances to officers and employees, local and real property taxes and various types of advances and other charges which could be recovered within one (1) year.

10. Asset Held-for-Sale

The Group classified its gas turbine plant as asset held-for-sale in 2022 upon assessment that the carrying amount of the asset will be recovered principally through a sale transaction rather than continuing use.

The plan to decommission and sell the Asset was approved on August 2, 2022 by the BOD. On October 3, 2022, the Group has completely secured all relevant clearances from regulatory bodies to disconnect, deregister, decommission, and sell the Asset.

In October 2022, the Group reclassified its 2x25 MW gas turbine plant to "Asset Held-for-Sale". Depreciation of the asset ceased immediately and a loss on write-down amounting to ₱171.77 million was recognized in 2022 to bring the carrying amount to its net realizable value before its reclassification.

In October 2023, upon the completion of the one-year period, the sale of the asset was not finalized. Hence, the period to complete the sale was extended beyond one-year due to circumstances beyond the control of the Group but the commitment to the plan to sell the asset remains.

The Group took the necessary actions to respond to these circumstances and was able to locate a buyer and agree with the terms and conditions of the sale. Prepayments were received from the buyer based on the progress made in the dismantling of the asset. These were recorded under 'Accounts and other payables' in the consolidated statements of financial position (see Note 17).

Management believes that the sale transaction will be finalized within 12 months from the reassessed classification date. As a result, the Group retains the classification of the asset as held-for-sale as of December 31, 2023 in accordance with PFRS 5.

Consequently, the Group recorded an additional loss on write-down amounting to ₱76.09 million in 2023 to revalue the asset's carrying amount based on the current net realizable value or fair value less costs to sell (see Note 25).

On March 27, 2024, the sale of the asset was completed, and the final payment was received upon transfer of the asset to the buyer. The Group has also written-off ₱35.50 million spare parts which were sold along with the gas turbine plant and reversed ₱1.27 million as the net realizable value of the materials and supplies were recovered through use (see Note 8).

As of December 31, 2024 and 2023, asset held-for-sale amounted to nil and ₱713.22 million, respectively.



11. Investments in Associates and Joint Ventures

The details of the Group's investments in associates and joint ventures follow:

	2024	2023
Acquisition cost		
Balance at beginning and end of year	₱1,146,469	₱1,146,469
Addition	3,241,000	–
Accumulated impairment loss	(6,798)	(6,798)
	4,380,671	1,139,671
Accumulated equity in net earnings		
Balance at beginning of year	17,951,867	17,008,752
Equity in net earnings	3,354,081	2,145,377
Dividends and others	(1,285,338)	(1,202,262)
Balance at end of year	20,020,610	17,951,867
Share in other comprehensive income (loss)	(126,007)	95
	₱24,275,274	₱19,091,633

The details of the Group's equity in the net assets of its associates and joint ventures, which are all incorporated in the Philippines, and the corresponding percentages of ownership follow:

	Percentages of Ownership		Equity in Net Assets	
	2024	2023	2024	2023
Associates:				
Maynilad Water Holding Company, Inc. (MWHCI)	27.19	27.19	₱20,371,296	₱18,092,595
Subic Water and Sewerage Company, Inc. (Subic Water)	30.00	30.00	252,284	296,887
Bachy Soletanche Philippines Corporation (Bachy)	49.00	49.00	43,060	43,060
Celebrity Sports Plaza	2.37	2.37	18,100	17,710
			20,684,740	18,450,252
Joint Ventures:				
RLC DMCI Property Ventures, Inc. (RDPVI)	50.00	50.00	₱414,410	₱518,767
DMC Estate Development Ventures Inc. (DMC-EDVI)	50.00	50.00	1,609,305	107,294
DMCI MC Property Ventures, Inc (DMPV)	60.00	–	1,551,499	–
DMCI-First Balfour Joint Venture (DMFB)	51.00	51.00	15,320	15,320
			3,590,534	641,381
			₱24,275,274	₱19,091,633

There have been no outstanding capital commitments in 2024 and 2023.

The following table summarizes the Group's share in the significant financial information of the associates and joint ventures that are material to the Group:

	2024	
	MWHCI	Subic Water
Statement of financial position		
Current assets	₱16,824,190	₱566,714
Noncurrent assets	190,282,661	1,188,982
Current liabilities	(30,128,684)	(172,894)
Noncurrent liabilities	(94,135,509)	(232,931)
Noncontrolling interests	(4,662,429)	–

(Forward)



	2024	
	MWHCI	Subic Water
Equity attributable to parent company	₱78,180,229	₱1,349,871
Proportion of the Group's ownership	27.19%	30%
Equity in net assets of associates	21,257,204	404,961
Less unrealized gains	(885,908)	(152,677)
Carrying amount of the investment	₱20,371,296	₱252,284
Statement of income		
Revenue and other income	₱33,494,515	₱997,125
Costs and expenses	20,448,963	705,802
Net income	13,045,552	291,323
Net income attributable to NCI	840,220	-
Net income attributable to parent company	₱12,205,332	₱291,323
2023		
	MWHCI	Subic Water
Statement of financial position		
Current assets	₱10,442,173	₱508,827
Noncurrent assets	162,478,813	1,285,417
Current liabilities	(24,519,357)	(208,704)
Noncurrent liabilities	(73,019,462)	(213,394)
Noncontrolling interests	(4,746,752)	-
Equity attributable to parent company	70,635,415	1,372,146
Proportion of the Group's ownership	27.19%	30%
Equity in net assets of associates	19,205,769	411,644
Less unrealized gains	(1,113,174)	(114,757)
Carrying amount of the investment	₱18,092,595	₱296,887
Statement of income		
Revenue and other income	₱27,323,265	₱756,948
Costs and expenses	19,116,677	687,393
Net income	8,206,588	69,555
Net income attributable to NCI	629,198	-
Net income attributable to parent company	₱7,577,390	₱69,555

The Group's dividend income from MWHCI amounted to ₱1,146.11 million, ₱915.55 million and ₱759.83 million in 2024, 2023 and 2022, while dividend income from Subic Water amounted to ₱132.00 million and ₱45.00 million in 2024 and 2022, respectively (nil in 2023).

Equity in net earnings from MWHCI amounted to ₱3,318.63 million, ₱2,060.29 million and ₱1,419.87 million in 2024, 2023 and 2022, respectively, while equity in net earnings from Subic Water amounted to ₱87.40 million, ₱20.87 million and ₱27.79 million in 2024, 2023 and 2022, respectively.

The carrying amount of the investment in MWHCI is reduced by unrealized gains from transaction with a subsidiary of the Parent Company, relating to engineering and construction projects which are bid out to various contractors and are awarded on an arms-length basis. Equity in net earnings from MWHCI are adjusted for the realization of these unrealized gains and losses.



MWHCI

MWHCI is a company incorporated in the Philippines. The primary contributor in the consolidated net income of MWHCI is its 92.85% owned subsidiary, MWSI. MWSI is involved in the operations of privatized system of waterworks and sewerage services, including the provision of allied and ancillary services. The Group's equity in net earnings of MWHCI represents its share in the consolidated net income attributable to MWHCI.

Rollforward of the carrying value of the investment in MWHCI follows:

	2024	2023
Acquisition cost	₱390,428	₱390,428
Accumulated equity in net earnings		
Balance at beginning of year	17,702,167	16,794,368
Equity in net earnings	3,318,630	2,060,292
Dividends received and other adjustments	(1,039,929)	(1,152,493)
Balance at end of year	19,980,868	17,702,167
	₱20,371,296	₱18,092,595

Subic Water

On January 22, 1997, the Group subscribed to 3.26 million shares at the par value of ₱10 per share for an aggregate value of ₱32.62 million in Subic Water, a joint venture company among Subic Bay Metropolitan Authority (SBMA), a government-owned corporation, Olongapo City Water District, and Cascal Services Limited (a company organized under the laws of England).

On April 1, 2016, PDI disposed its 10% share in Subic Water. The remaining percentage of ownership in Subic Water after the sale is 30%.

RLC DMCI Property Ventures Inc. (RDPVI)

In October 2018, PDI and Robinsons Land Corporation (RLC) entered into a joint venture agreement to develop a condominium project. Each party will hold a 50% ownership interest in the joint venture. In March 2019, RDPVI, the joint venture, was incorporated to purchase, acquire and develop into a residential condominium project a portion of the parcels of land situated in Las Piñas City and to operate, manage, sell and/or lease the resulting condominium units and parking spaces therein

DMC Estate Development Ventures, Inc. (DMC EDVI)

In June 2021, the Group and DMC Urban Property Developers Inc. (UPDI) entered into a joint venture agreement to purchase, acquire and develop parcels of land into condominium project for residential and commercial uses. Each party holds a 50% ownership interest in the joint venture.

DMC MC Property Ventures, Inc. (DMPVI)

In 2024, the Group and Marubeni Corporation (Marubeni) entered into a joint venture agreement to purchase, acquire and develop parcels of land into condominium project for residential and commercial uses. The Group contributed ₱1,641.00 million to own 60% interest in the joint venture.

The Group's share in the other comprehensive loss of the associates and joint venture (e.g., remeasurement of retirement liability) is presented under equity section in the consolidated statements of financial position.



12. Investment Properties

	2024		
	Buildings and Building Improvements	Condominium Units	Total
Cost			
Balance at beginning and end of year	₱214,998	₱37,639	₱252,637
Accumulated Depreciation and Amortization			
Balances at beginning of year	139,128	26,770	165,898
Depreciation and amortization (Note 24)	13,663	1,492	15,155
Balances at end of year	152,791	28,262	181,053
Net Book Value	₱62,207	₱9,377	₱71,584
	2023		
	Buildings and Building Improvements	Condominium Units	Total
Cost			
Balance at beginning and end of year	₱214,998	₱37,639	₱252,637
Accumulated Depreciation and Amortization			
Balances at beginning of year	125,465	25,278	150,743
Depreciation and amortization (Note 24)	13,663	1,492	15,155
Balances at end of year	139,128	26,770	165,898
Net Book Value	₱75,870	₱10,869	₱86,739

The aggregate fair values of the investment properties as of December 31, 2024 and 2023 amounted to ₱227.01 million and ₱224.63 million, respectively.

The fair values of investment properties were determined using either the income approach using discounted cash flow (DCF) method or by the market data approach. These are both categorized within Level 3 of the fair value hierarchy. The fair value of investment properties, which has been determined using DCF method with discount rates ranging from 5.87% to 5.94%, exceeds its carrying cost. The fair values of the investment properties which were arrived at using the market data approach require the establishment of comparable properties by reducing reasonable comparative sales and listings to a common denominator. This is done by adjusting the differences between the subject property and those actual sales and listings regarded as comparables. The properties used as basis of comparison are situated within the immediate vicinity of the subject property.

Rental income from investment properties (included under 'Other income - net') amounted to ₱498.06 million, ₱376.92 million and ₱213.22 million in 2024, 2023 and 2022, respectively (see Note 28). Direct operating expenses (included under 'Operating expenses' in the consolidated statements of income) arising from investment properties amounted to ₱23.85 million, ₱15.16 million and ₱26.46 million in 2024, 2023 and 2022, respectively (see Note 25).

There are no investment properties as of December 31, 2024 and 2023 that are pledged as security against liabilities. The Group has no restrictions on the realizability of its investment properties and no contractual obligations to either purchase or construct or develop investment properties or for repairs, maintenance and enhancements.



13. Property, Plant and Equipment

Movements in this account follow:

	2024										
	Land and Land Improvements	Power Plant, Buildings and Building Improvements	Coal Mining Properties and Equipment	Nickel Mining Properties and Equipment	Cement Buildings, building improvement, Properties and Equipment	Construction Equipment, Machinery and Tools	Office Furniture, and Equipment	Transportatio n Equipment	Leasehold Improvements	Construction in Progress	Total
Cost											
Balances at beginning of year	₱3,465,824	₱68,573,731	₱45,590,994	₱5,722,925	-	₱14,679,851	₱1,172,227	₱1,281,111	₱498,386	₱1,875,602	₱142,860,651
Acquisition of a business (Note 4)	-	-	-	-	9,484,802	-	-	-	-	17,714,238	27,199,040
Additions	496,526	1,618,237	5,779,259	566,554	19,894	92,389	81,381	80,946	-	1,843,071	10,578,257
Transfers (Note 8)	-	434,431	-	-	-	-	-	-	-	(120,708)	313,723
Adjustments (Note 20)	-	-	16,592	-	-	-	-	-	-	-	16,592
Balances at end of year	3,962,350	70,626,399	51,386,845	6,289,479	9,504,696	14,772,240	1,253,608	1,362,057	498,386	21,312,203	180,968,263
Accumulated Depreciation, Depletion and Amortization											
Balances at beginning of year	1,288,842	30,449,606	39,736,835	1,977,716	-	13,639,546	1,065,156	752,064	277,085	-	89,186,850
Depreciation, depletion and amortization (Notes 24 and 25)	47,502	3,505,390	4,692,205	198,210	90,162	586,089	58,647	96,786	13,250	-	9,288,241
Balances at end of year	1,336,344	33,954,996	44,429,040	2,175,926	90,162	14,225,635	1,123,803	848,850	290,335	-	98,475,091
Net Book Value	₱2,626,006	₱36,671,403	₱6,957,805	₱4,113,553	9,414,534	₱546,605	₱ 129,805	₱513,207	₱208,051	₱21,312,203	₱82,493,172



2023

	Land and Land Improvements	Power Plant, Buildings and Building Improvements	Coal Mining Properties and Equipment	Nickel Mining Properties and Equipment	Cement Properties and Equipment	Construction Equipment, Machinery and Tools	Office Furniture, Fixtures and Equipment	Transportation Equipment	Leasehold Improvements	Construction in Progress	Total
Cost											
Balances at beginning of year	₱3,286,101	₱67,699,924	₱42,086,339	₱5,727,626	–	₱14,198,246	₱979,580	₱1,145,796	₱367,484	₱1,843,824	₱137,334,920
Additions	179,723	778,750	3,878,429	–	–	548,485	192,647	154,053	130,902	31,778	5,894,767
Transfers (Note 8)	–	239,372	–	–	–	–	–	–	–	–	239,372
Disposals	–	(144,315)	(18,131)	–	–	(66,880)	–	(18,738)	–	–	(248,064)
Others	–	–	(391,142)	–	–	–	–	–	–	–	(391,142)
Adjustments (Note 20)	–	–	35,499	(4,701)	–	–	–	–	–	–	30,798
Balances at end of year	3,465,824	68,573,731	45,590,994	5,722,925	–	14,679,851	1,172,227	1,281,111	498,386	1,875,602	142,860,651
Accumulated Depreciation, Depletion and Amortization											
Balances at beginning of year	1,255,978	27,214,664	35,456,300	1,706,249	–	12,196,063	858,143	745,969	263,237	–	79,696,603
Depreciation, depletion and amortization (Notes 24 and 25)	32,864	3,379,257	4,282,135	271,467	–	1,496,031	207,013	24,833	13,848	–	9,707,448
Disposals	–	(144,315)	(1,600)	–	–	(52,548)	–	(18,738)	–	–	(217,201)
Balances at end of year	1,288,842	30,449,606	39,736,835	1,977,716	–	13,639,546	1,065,156	752,064	277,085	–	89,186,850
Net Book Value	₱2,176,982	₱38,124,125	₱5,854,159	₱3,745,209	–	₱1,040,305	₱107,071	₱529,047	₱221,301	₱1,875,602	₱53,673,801



Land

- On June 30, 2021 the Group availed of the option to purchase parcels of land or “Optioned Assets” under Option Existence Notice (OEN) dated February 3, 2020 and in accordance with the provisions of the Land Lease Agreement (LLA) with PSALM. Total acquisition cost of the optioned assets amounted to ₱43.11 million (see Notes 33 and 36).
- The Group also sold land and various equipment items at a net gain of nil, ₱55.91 million and ₱69.35 million and in 2024, 2023 and 2022, respectively (see Note 28).

Power plant, buildings and building improvements

- The Group reclassified its 2x25 MW gas turbine plant to “Asset held-for-sale” in October 2022. Depreciation of the asset ceased immediately upon reclassification.

Immediately before the classification of the 2x25 MW ancillary gas turbine plant as asset held-for-sale, loss on write-down of asset amounting to ₱171.77 million was recognized to bring the asset’s carrying amount to its recoverable amount, which is the higher of its fair value less costs of disposal and its value in use, amounting to ₱789.31 million. Subsequently, the carrying value of the 2x25 MW ancillary gas turbine plant amounting to ₱789.31 million was reclassified as “Asset held-for-sale” (see Note 10).

- Transfer to property plant and equipment in 2024 and 2023 pertains to power plant spare parts which are used in the general repairs and maintenance of the Group’s power plants.

Construction-in-progress

- Construction-in-progress includes capitalized pre-construction costs for the thermal power plant of SRPGC amounting to ₱111.67 million as of December 31, 2024 and 2023. As of December 31, 2024, construction of the plant itself has yet to commence pending completion of the connectivity to the grid care of NGCP. Based on management’s estimation of the recoverable amount, there is no resulting impairment loss for both 2024 and 2023.

In 2024 and 2023, there were reclassifications from “Construction in progress” to “Power Plant, Buildings and Building Improvement” upon completion and regular rehabilitation works which amounted to ₱120.71 million and ₱128.91 million, respectively.

In 2024, the Group acquired CASEC and its subsidiaries (see Note 4), resulting to an additional ₱17.71 million construction in progress in relation to a new production line of cement.

- Interest expense incurred on long-term debts capitalized as part of ‘Construction in Progress’ amounted to ₱60.60 million and ₱269.99 million in 2024 and 2023, respectively. The capitalization rate used to determine the borrowing eligible for capitalization ranges from 6.29% to 7.58% and from 4.30% to 7.04% in 2024 and 2023, respectively.

Coal mining properties

- Coal mining properties include the expected cost of decommissioning and site rehabilitation of mine sites and future clean-up of its power plants. The impact of annual re-estimation is shown in the rollforward as an adjustment (see Note 20).

Coal mining properties also include the stripping activity assets and exploration and evaluation assets for costs of materials and fuel used, cost of operating dump trucks, excavators and other equipment costs amount others.



- The Group received a purchase discount in 2023 amounting to ₱407.67 million in relation to its purchase of an item of property, plant and equipment. This is shown in the rollforward as others.

As of December 31, 2024 and 2023, coal mining properties included in “Coal Mining Properties and Equipment” amounted to ₱3,838.25 million and ₱3,751.88 million, respectively (see Note 3).

Nickel mining properties

- Nickel mining properties pertains to the Acoje project located in the Municipalities of Sta. Cruz and Candelaria, Province of Zambales (where the Group has an ongoing application on one of its mining properties, see Note 3) and the Berong project situated in Barangay Berong, Municipality of Quezon, Province of Palawan.

As of December 31, 2024 and 2023, nickel mining properties included in “Nickel Mining Properties and Equipment” amounted to ₱3,509.07 million and ₱3,517.76 million, respectively (see Note 3).

14. Exploration and Evaluation Assets and Other Noncurrent Assets

Exploration and evaluation assets

Exploration and evaluation assets are capitalized expenditures that are directly related to the exploration and evaluation of the area covered by the Group’s mining tenements. Exploration and evaluation assets amounted to ₱1,386.30 million and ₱505.51 million as of December 31, 2024 and 2023, respectively. These costs pertain to exploration activities on various nickel projects mainly in Zambales and Palawan mining areas that were covered by related exploration permits granted to the nickel mining entities.

Other noncurrent assets

Other noncurrent assets consist of the following:

	2024	2023
Cost to obtain a contract - net of current portion (Note 9)	₱2,638,889	₱2,399,649
Retention receivable (Note 6)	2,408,320	298,712
Pension assets - net (Note 23)	1,060,397	992,028
Deposits and funds for future investment	766,923	766,923
Refundable deposits (Notes 9 and 35)	507,376	475,754
Equity investments designated at FVOCI	297,007	229,671
Deferred input VAT	110,392	298,126
Software cost	85,422	56,661
Advances to suppliers and contractors	83,102	369,585
Investment properties (Note 12)	71,584	86,739
Others	659,895	1,416,235
	₱8,689,307	₱7,390,083

Deposits and funds for future investment

In 2012 and 2014, the Group entered into an agreement with a third party to purchase three holding companies (HoldCos) and three development companies (DevCos) with which the HoldCos have investments. The agreement sets out the intention of final ownership of the HoldCos and DevCos, where the Group will eventually own 73% of the HoldCos and 84% of the DevCos. The Group



opened a bank account as required by the agreement and made available US\$2.80 million cash (bank account) from which payments of the shares will be drawn. Initial payments made for the assignment of 33% share in HoldCos and 40% share in DevCos amounted to US\$0.25 million and US\$0.75 million, respectively, which were drawn from the bank account.

The acquisition of shares, which are final and effective on date of assignment, imposes a condition that all pending cases faced by the third party, the three HoldCos and three DevCos are resolved in their favor. As of December 31, 2024 and 2023, the conditions set forth under the agreement have not yet been satisfied.

Refundable deposits

Refundable deposits pertain to utilities and security deposits which are measured at cost and will be recouped against future billings. This also includes rental deposits which are noninterest-bearing and are refundable 60 days after the expiration of the lease period.

Equity investments designated at FVOCI

	2024	2023
Quoted securities		
Cost	₱52,796	₱52,796
Cumulative unrealized gains recognized in OCI	242,034	174,698
	294,830	227,494
Unquoted securities		
Gross amount	110,388	110,388
Less allowance for probable loss	(108,211)	(108,211)
	2,177	2,177
	₱297,007	₱229,671

Quoted securities

The quoted securities include investments in golf and yacht club shares. Movements in the unrealized gains follow:

	2024	2023
Balance at beginning of year	₱174,698	₱131,613
Changes in fair values of equity investments designated at FVOCI	67,336	43,085
Balance at end of year	₱242,034	₱174,698

Unquoted securities

This account consists mainly of investments in various shares of stock in management services and leisure and recreation entities.

The aggregate cost of investments amounting to ₱108.21 million were provided with allowance for impairment as management assessed that investments on these shares of stock are not recoverable as of December 31, 2024 and 2023.

Deferred input VAT

This pertains to the unamortized input VAT incurred from acquisition of capital assets mostly coming from the completed coal-fired thermal power plant and gas turbine, acquisition of capital goods and services for power plant maintenance program and acquisition of construction equipment.



Software cost

Movements in software cost account follow:

	2024	2023
Cost		
Balance at beginning of year	₱645,918	₱604,459
Additions	73,466	41,459
Balance at end of year	719,384	645,918
Accumulated Amortization		
Balance at beginning of year	589,257	555,427
Amortization (Notes 24 and 25)	44,705	33,830
Balance at end of year	633,962	589,257
Net Book Value	₱85,422	₱56,661

Advances to suppliers and contractors

Advances to suppliers and contractors under noncurrent assets represent prepayment for the acquisition and construction of property, plant and equipment.

Others

Others include environmental guarantee fund and advances for the cost of the right-of-way grants on lots affected by the transmission lines to be developed by the Group.

15. Short-term Debt

	2024	2023
Bank loans	₱4,298,599	₱1,498,837
Acceptances and trust receipts payable	13,927	48,549
	₱4,312,526	₱1,547,386

Bank loans

The Group's bank loans consist of unsecured Peso-denominated short-term borrowings from local banks which bear annual interest ranging from 6.30% to 7.58% and 2.09% to 8.08% in 2024 and 2023, respectively, and are payable on monthly, quarterly and lump-sum bases on various maturity dates within the next 12 months after the reporting date.

In 2024 and 2023, the Group obtained various short-term loans from local banks primarily for working capital requirements.

Acceptances and trust receipts payable

Acceptances and trust receipts payable are used by the Group to facilitate payment for importations of materials, fixed assets and other assets. These are interest-bearing and with maturity of less than one (1) year.

Finance costs incurred on short-term borrowings and acceptances and trust receipts payable, net of capitalized borrowing cost, amounted to ₱159.57 million, ₱168.52 million and ₱142.14 million in 2024, 2023 and 2022, respectively (see Note 27).



16. Liabilities for Purchased Land

Liabilities for purchase of land represent the balance of the Group's obligations to various real estate property sellers for the acquisition of various parcels of land and residential condominium units. The terms of the deed of absolute sale covering the land acquisitions provided that such obligations are payable only after the following conditions, among others, have been complied with: (a) presentation by the property sellers of the original transfer certificates of title covering the purchased parcels of land; (b) submission of certificates of non-delinquency on real estate taxes; and (c) physical turnover of the acquired parcels of land to the Group.

The outstanding balance of liabilities for purchased land as of December 31, 2024 and 2023 follow:

	2024	2023
Current	₱532,239	₱753,046
Noncurrent	547,119	538,221
	₱1,079,358	₱1,291,267

Liabilities for purchased land were recorded at fair value at initial recognition. These are payable over a period of two (2) to four (4) years. The fair value is derived using discounted cash flow model using the discount rate ranging from 6.10% to 6.18% and 5.87% to 5.94% in 2024 and 2023, respectively, based on applicable rates for similar types of liabilities.

17. Accounts and Other Payables

	2024	2023
Trade and other payables:		
Suppliers and subcontractors	₱16,067,711	₱12,865,016
Others (Note 33)	460,051	526,735
Accrued costs and expenses		
Payable to DOE (Note 31)	2,098,715	3,336,570
Project cost	2,003,556	2,257,132
Salaries	445,994	233,863
Withholding and other taxes	337,221	284,556
Interest	217,105	87,363
Various operating expenses	2,862,929	3,366,619
Output VAT payable – net	5,464,665	3,588,058
Commission payable - current portion (Note 20)	1,288,410	2,835,958
Refundable deposits (Note 35)	547,123	670,608
Payable to related parties (Note 21)	383,531	324,275
Financial benefits payable	67,981	118,935
	₱32,244,992	₱30,495,688

Trade and other payables

Suppliers

Payable to suppliers includes liabilities to various foreign and local suppliers for open account purchases of equipment and equipment parts and supplies. These are noninterest-bearing and are normally settled on a 30 to 60-day credit terms.



Subcontractors

Payable to subcontractors arises when the Group receives progress billing from its subcontractors for the construction cost of a certain project and is recouped against monthly billings. These subcontractors were selected by the contract owners to provide materials, labor and other services necessary for the completion of a project. Payables to subcontractors are noninterest-bearing and are normally settled on 15 to 60-day credit terms.

Other payables

Other payables include retention payable on contract payments, payable to marketing agents and nickel mine right owners and current portion of lease liabilities. Retention on contract payments is being withheld from the contractors as guaranty for any claims against them. These are settled and paid once the warranty period has expired. Payables to marketing agents and nickel mine right owners are noninterest-bearing and are normally settled within one (1) year.

Accrued costs and expenses

Payable to DOE

Liability to DOE represents the share of DOE in the gross revenue from SMPC's coal production (including accrued interest on the outstanding balance), computed in accordance with the Coal Operating Contract (see Note 31).

Accrued project cost

Accrued project cost pertains to direct materials, labor, overhead and subcontractor costs for work accomplished by the suppliers and subcontractors but were not yet billed to the Group.

Accrual of various operating expenses

This include accruals for contracted services, utilities, supplies, advertising, and other administrative expenses.

Output VAT payable

Output VAT payable pertains to the VAT due on the sale of goods or services by the Group, net of input VAT.

Commission payable

Commission payable pertains to the amount payable to sales agents for each contract that they obtain for the sale of pre-completed real estate units. These are settled based on the collection from the contract with customers with various terms up to a maximum of 10 years. The noncurrent portion of commission payable is presented under "Other noncurrent liabilities" account in the consolidated statements of financial position (see Note 20).

Refundable deposits

Refundable deposits consist mainly of deposits which are refundable due to cancellation of real estate sales as well as deposits made by unit owners upon turnover of the unit which will be remitted to its utility provider.

Financial benefits payable

As mandated by R.A. 9136 or the Electric Power Industry Reform Act (EPIRA) of 2001 and the Energy Regulations No. 1-94, issued by DOE, the BOD authorized the Group on June 10, 2010 to enter and execute a Memorandum of Agreement with the DOE relative to or in connection with the establishment of Trust Accounts for the financial benefits to the host communities equal to ₱0.01 per kilowatt hour generated.



18. Contract Liabilities and Other Customers' Advances and Deposits

	2024	2023
Contract liabilities - real estate	₱9,457,004	₱5,343,790
Billings in excess of costs and estimated earnings on uncompleted contracts (Note 7)	8,845,446	8,399,905
Other customers' advances and deposits	6,251,263	5,607,310
	24,553,713	19,351,005
Less noncurrent portion of		
Contract liabilities - real estate	4,971,858	2,880,850
Billings in excess of costs and estimated earnings on uncompleted contracts	3,382,386	318,579
Current portion	₱16,199,469	₱16,151,576

Contract liabilities – real estate

Contract liabilities represent the payments of buyers which do not qualify yet for revenue recognition as real estate sales and any excess of collections over the recognized revenue on sale of real estate inventories. The movement in contract liabilities is mainly due to reservation sales and advance payment of buyers less real estate sales recognized upon reaching the buyer's equity threshold and from increase in percentage of completion of projects.

The amount of revenue recognized from contract liabilities at the beginning of the year amounted to ₱1,563.22 million, ₱2,604.86 million and ₱2,527.30 million in 2024, 2023 and 2022, respectively.

Billings in excess of costs and estimated earnings on uncompleted contracts

This pertains to billings in excess of total costs incurred and estimated earnings recognized in the construction segment.

Other customers' advances and deposits

Other customers' advances and deposits represent collections from real estate customers for taxes and fees payable such as documentary stamp tax and transfer tax for the transfer of title to the buyer.

19. Long-term Debt

	2024	2023
Bank loans	₱63,813,696	₱47,921,936
Less noncurrent portion	58,907,449	41,261,215
Current portion	₱4,906,247	₱6,660,721



Details of the bank loans follow:

	<u>Outstanding Balances</u>		<u>Maturity</u>	<u>Interest Rate</u>	<u>Payment Terms</u>
	<u>2024</u>	<u>2023</u>			
Loans from banks and other institutions					
Term loans and corporate notes	₱56,306,762	₱37,595,745	Various maturities from 2020 to 2027	Interest rates based on applicable benchmark plus credit spread ranging from 60 to 75 basis points	Term loans: Payment shall be made on a quarterly basis Corporate notes: Payments shall be based on aggregate percentage of issue amount of each series equally divided over applicable quarters (4th/7th to 27th quarter) and the balance is payable at maturity
Peso-denominated loans	7,789,243	10,547,480	Various maturities from 2020 to 2027	Fixed interest rates ranging from 4.00% to 5.13% and floating interest rates based on applicable benchmark plus credit spread ranging from 25 to 60 basis points	Amortized/bullet
Liabilities on installment contracts receivable	74,647	2,522	Various maturities 2022 to 2029	Interest at prevailing market rates	Payable in equal and continuous monthly payment not exceeding 120 days commencing 1 month from date of execution
	64,170,652	48,145,747			
Less: Unamortized debt issuance cost	356,956	223,811			
	₱63,813,696	₱47,921,936			

The movements in unamortized debt issuance cost follow:

	<u>2024</u>	<u>2023</u>
Balance at beginning of year	₱223,811	₱232,959
Acquisition of a business	25,900	–
Additions	138,405	33,750
Amortization (Note 27)	(31,160)	(42,898)
Balance at end of year	₱356,956	₱223,811



Interest expense on long-term debt, net of capitalized interest, recognized under 'Finance cost' amounted to ₱2,496.00 million, ₱719.32 million and ₱871.41 million in 2024, 2023 and 2022, respectively (see Note 27).

The schedule of repayments of loans based on existing terms are provided in Note 35.

Other relevant information on the Group's long-term borrowings are provided below:

- The loan agreements on long-term debt of certain subsidiaries provide for certain restrictions and requirements such as, among others, maintenance of financial ratios at certain levels. These restrictions and requirements were complied with by the respective subsidiaries as of December 31, 2024 and 2023.
- As discussed in Note 5, the installment contracts receivable under the receivable purchase agreements are used as collaterals in the loans payable obtained. These amounted to ₱74.65 million and ₱2.52 million as of December 31, 2024 and 2023, respectively, and these represent net proceeds from sale of portion of PDI's installment contracts receivable to local banks pursuant to the receivable purchase agreements entered into by PDI on various dates. The agreements also provide the submission of condominium certificates of title and their related postdated checks issued by the buyers.
- All long-term debt of the Group are clean and unsecured. The Group is compliant with the respective loan covenants.

20. Other Noncurrent Liabilities

	2024	2023
Lease liabilities (Note 33)	₱3,564,357	₱75,428
Commission payable - noncurrent portion (Note 17)	1,400,131	1,811,745
Pension liabilities - net (Note 23)	791,099	334,982
Provision for decommissioning and site rehabilitation costs	551,689	469,383
Retention payable	550,606	326,124
Other payables	108,037	10,419
	₱6,965,919	₱3,028,081

Provision for decommissioning and site rehabilitation costs

The Group makes full provision for the future cost of rehabilitating the coal mine sites on a discounted basis on the development of the coal mines. These provisions were recognized based on the Group's internal estimates. Assumptions based on the current regulatory requirements and economic environment have been made, which management believes are reasonable bases upon which to estimate the future liability. These estimates are reviewed annually to take into account any material changes to the assumptions.

However, actual rehabilitation costs will ultimately depend upon future market prices for the necessary decommissioning works required which will reflect market conditions at the relevant time. Furthermore, the timing of rehabilitation is likely to depend on when the mines cease to produce at economically viable rates. This, in return, will depend upon future ore and coal prices, which are inherently uncertain.



Provision for decommissioning and site rehabilitation costs also include cost of rehabilitation of the Group's power plants and nickel ore mine sites. Discount rates used by the Group to compute for the present value of liability for decommissioning and mine site rehabilitation costs are from 6.10% to 8.58% in 2024, 5.96% to 8.70% in 2023 and 3.61% to 8.70% in 2022. Segment breakdown of provision for decommissioning and site rehabilitation costs follows:

	2024	2023
Coal	P354,061	P322,262
Nickel	163,290	115,511
On-grid power	34,338	31,610
	P551,689	P469,383

The rollforward analysis of the provision for decommissioning and site rehabilitation costs account follows:

	2024	2023
Balance at beginning of year	P469,383	P410,605
Addition	80,873	-
Effect of change in estimates	16,592	92,489
Actual usage	(52,318)	(61,805)
Accretion of interest (Note 27)	37,159	28,094
Balance at end of year	P551,689	P469,383

The Group revised its mine work program based on the current conditions of the mining operations. Management revisited certain procedures, practices and assumptions on its existing rehabilitation plan (e.g., timing of mining operations, reforestation requirements, movement of the overburden) which resulted to adjustment in the previously estimated provision for decommissioning and mine site rehabilitation costs.

Resulting changes in estimate pertaining to the Group's minesites amounted to P16.59 million and P92.49 million (recognized as adjustment to 'Coal mining properties and equipment' under Property, plant and equipment account) in 2024 and 2023, respectively (see Note 13).

Retention Payable

Retention payable represents amounts withheld by the Group on subcontractors' progress billings and payable upon expiration of defect liability period.

Other payables

Noncurrent trade and other payables include noninterest-bearing payable to suppliers and subcontractors and accrued expenses which are expected to be settled within two (2) to three (3) years from the reporting date.



21. Related Party Transactions

Parties are considered to be related if one party has the ability, directly or indirectly, to control the other party or exercise significant influence over the other party in making financial and operating decisions. Parties are also considered to be related if they are subject to common control or common significant influence which include affiliates. Related parties may be individuals or corporate entities. Transactions entered into by the Group with affiliates are made at normal commercial prices and terms. These are settled in cash, unless otherwise specified.

The significant related party transactions entered into by the Group with its related parties and the amounts included in the accompanying consolidated financial statements with respect to these transactions follow:

	2024		
	Reference	Transaction Amount	Due from (Due to)
Receivable from related parties (Note 6)			
Construction contracts	(a)	₱4,867,016	₱1,794,652
Sale of marine vessels	(b)	–	13,390
Equipment rentals	(c)	16,993	–
Sale of materials and reimbursement of shared and operating expenses	(d)	219,145	297,151
			₱2,105,193
Payable to related parties (Note 17)			
Shiploading, coal delivery and coal handling	(e)	₱1,507,278	(₱138,279)
Mine exploration and hauling services	(f)	574,713	(120,634)
Other general and administrative expense	(g)	20,099	(1,451)
Aviation services	(h)	223,800	(35,100)
Office and parking rental	(i)	29,927	(30,728)
Freight charges	(j)	366,533	(57,339)
			(₱383,531)
Receivable from related parties (Note 6)			
Construction contracts	(a)	₱4,267,586	₱2,284,006
Sale of marine vessels	(b)	–	13,390
Equipment rentals	(c)	111,247	40,635
Sale of materials and reimbursement of shared and operating expenses	(d)	298,764	112,204
			₱2,450,235
Payable to related parties (Note 17)			
Shiploading, coal delivery and coal handling	(e)	₱1,163,977	(₱135,137)
Mine exploration and hauling services	(f)	592,274	(93,568)
Other general and administrative expense	(g)	62,978	(15,849)
Aviation services	(h)	113,757	(77,567)
Office and parking rental	(i)	20,488	(1,574)
Freight charges	(j)	21,004	(580)
			(₱324,275)



- (a) The Group provides services to its other affiliates in relation to its construction projects. Outstanding receivables lodged in “Receivables from related parties” amounted to ₱1,794.65 million and ₱2,284.01 million as of December 31, 2024 and 2023, respectively. In an addition, billings in excess of costs and estimated earning on uncompleted contracts from its affiliates amounted to ₱622.63 million and ₱673.10 million as of December 31, 2024 and 2023, respectively.
- (b) In 2020, the Group sold a marine vessel to its affiliate for ₱620.58 million, of which ₱13.39 million remain uncollected as of December 31, 2024.
- (c) The Group rents out its equipment to its affiliates for their construction projects.
- (d) The Group paid for the contracted services, material issuances, diesel, rental expenses and other supplies of its affiliates.
- (e) Certain affiliate had transactions with the Group for services rendered such as shiploading, coal delivery and coal handling. Freight costs charged by the affiliate are included as part of the cost of coal inventory.
- (f) An affiliate of the Group provides labor services relating to coal operations, including those services rendered by consultants. The related expenses are included in the “Cost of sales and services” in the consolidated statements of income.
- (g) A shareholder of the Group provides maintenance of the Group’s accounting system, Navision, which is used by some of the Group’s subsidiaries. Related expenses are presented as part of “Miscellaneous” under “Operating expenses” in consolidated statements of income. In addition, the Group has reimbursable expenses for security services, professional fees, among others.
- (h) An affiliate of the Group transports visitors and employees from point to point in relation to the Group’s ordinary course of business and vice versa and bills the Group for the utilization costs of the aircrafts. The related expenses are included in “Cost of sales and services”.
- (i) An affiliate had transactions with the Group for office and parking rental of units to which related expenses are presented as part of “Operating expenses” in the consolidated statements of income.
- (j) An affiliate provides the Group various barges and tugboats for use in the delivery of nickel ore to its various customers.

Terms and conditions of transactions with related parties

Outstanding balances as of December 31, 2024 and 2023, are unsecured and noninterest-bearing, and are all due within one year, normally within 30-60 day credit term.

The Group has approval process and established limits when entering into material related party transactions. The Related Party Transaction Review Committee shall approve all material related party transactions before their commencement. Material related party transactions shall be identified taking into account the related party registry. Transactions amounting to 10% or more of the total consolidated assets of the Group that were entered into with an unrelated party that subsequently becomes a related party may be excluded from the limits and approval process requirement.

As of December 31, 2024 and 2023, the Group has not made any allowance for expected credit loss relating to amounts owed by related parties. The Group applies a general approach in calculating the ECL.



The Group has established a provision matrix that is based on its historical credit loss experience, adjusted for forward-looking factors specific to the affiliates and the economic environment.

Compensation of Key Management Personnel

Key management personnel of the Group include all directors and senior management. The aggregate compensation and benefits of key management personnel of the Group follows:

	2024	2023	2022
Short-term employee benefits	₱230,384	₱203,314	₱211,910
Post-employment benefits (Note 23)	25,158	60,900	9,014
	₱255,542	₱264,214	₱220,924

There are no agreements between the Group and any of its directors and key officers providing for benefits upon termination of employment, except for such benefits to which they may be entitled under the Group's pension plan.

22. Equity

Capital Stock

As of December 31, 2024 and 2023, the Parent Company's capital stock as of December 31, 2024 and 2023 consists of:

	Authorized Capital Stock	Outstanding
Common shares, ₱1 par value	19,900,000,000	13,277,470,000
Preferred shares, ₱1 par value	100,000,000	
At January 1, 2024		3,780
Add: Issuance during the year		10,000,000
Less: Treasury shares		2,820
At December 31, 2024		10,000,960

On December 23, 2024, the SEC approved the issuance of the 10,000,000 Class B preferred stocks via private placement at ₱1,000 face value to Dacon Corporation.

The preferred stock is redeemable, non-voting, non-participating and cumulative with par value of ₱1.00 per share.

Below is the summary of the Parent Company's track record of registration of securities with the SEC as of December 31, 2024:

	Number of Shares Registered (in billions)	Number of holders of securities as of year end
December 31, 2022	13.28	699
Add/(Deduct) Movement	-	8
December 31, 2023	13.28	707
Add/(Deduct) Movement	-	29
December 31, 2024	13.28	736



Retained Earnings

In accordance with SEC Memorandum Circular No. 11 issued in December 2008, the Parent Company's retained earnings available for dividend declaration as of December 31, 2024 and 2023 amounted to ₱4,475.74 million and ₱1,872.08 million, respectively.

Dividend declaration

The Parent Company's BOD approved the declaration of cash dividends in favor of all its stockholders as follows:

	2024	2023	2022
April 4, 2024, ₱0.46 per share regular cash dividend to shareholders on record as of April 22, 2024, payable on or before May 3, 2024.	₱6,107,636	₱-	₱-
April 4, 2024, ₱0.26 per share regular cash dividend to shareholders on record as of April 22, 2024, payable on or before May 3, 2024	3,452,142	-	-
October 16, 2024 ₱0.48 per share special cash dividend to shareholders on record as of October 30, 2024, payable on or before November 15, 2024.	6,373,186	-	-
March 29, 2023, ₱0.61 per share regular cash dividend to shareholders on record as of April 17, 2023, payable on or before April 28, 2023.	-	8,099,257	-
March 29, 2023, ₱0.11 per share special cash dividend to shareholders on record as of April 17, 2023, payable on or before April 28, 2023.	-	1,460,522	-
October 10, 2023 ₱0.72 per share special cash dividend to shareholders on record as of October 24, 2023, payable on or before November 9, 2023.	-	9,559,778	-
April 1, 2022, ₱0.34 per share regular cash dividend to shareholders on record as of April 19, 2022, payable on or before April 29, 2022.	-	-	4,514,340
April 1, 2022, ₱0.14 per share special cash dividend to shareholders on record as of April 19, 2022, payable on or before April 29, 2022.	-	-	1,858,846
October 18, 2022 ₱0.72 per share special cash dividend to shareholders on record as of November 2, 2022, payable on or before November 16, 2022.	-	-	9,559,773
	₱15,932,964	₱19,119,557	₱15,932,959



On various dates in 2024, 2023 and 2022, partially-owned subsidiaries of the Group declared dividends amounting to ₱25,503.29 million, ₱14,876.92 million and ₱21,252.74 million, respectively, of which dividends to noncontrolling-interest amounted to ₱11,055.69 million, ₱12,898.29 million, and ₱9,272.84 million, respectively. The unpaid dividends to noncontrolling-interests amounted to ₱3.33 million and ₱3.12 million as of December 31, 2024 and 2023, respectively.

The unappropriated retained earnings include undistributed net earnings amounting to ₱86,980.12 million and ₱89,467.65 million as of December 31, 2024 and 2023, respectively, representing accumulated equity in the net earnings of consolidated subsidiaries, associates and jointly controlled entities accounted for under the equity method. These are not available for dividend declaration until declared by the subsidiaries, associates and the joint ventures representing accumulated equity.

Premium on acquisition of non-controlling-interests

SMPC bought back its own shares totaling to 14,061,670 from 2016 to 2018. This resulted to an increase in effective ownership of the Parent Company on SMPC and its subsidiaries to 56.65% and the recognition of premium on acquisition of non-controlling interest amounting to ₱817.96 million.

Capital Management

The primary objective of the Group's capital management strategy is to ensure that it maintains a strong credit rating and healthy capital ratios in order to support its business and maximize shareholder value.

The Group manages its capital structure and makes adjustments to it, in light of changes in economic conditions. To maintain or adjust the capital structure, the Group may adjust the dividend payment to shareholders or issue new shares. There were no changes made in the Group's capital management objectives, policies or processes. The Group considers total equity attributable to equity holders of the Parent Company less net accumulated unrealized gains on equity investments designated at FVOCI, as capital.

The Group is not subject to any externally imposed capital requirements.

23. Employee Benefits

Retirement Plans

The Group has a funded, noncontributory, defined benefit pension plan covering substantially all of its regular employees. Provisions for pension obligations are established for benefits payable in the form of retirement pensions. Benefits are dependent on years of service and the respective employee's final compensation. The Group updates the actuarial valuation every year by hiring the services of a third party professionally qualified actuary. The latest actuarial valuation report of the retirement plans was made as of December 31, 2024.

Certain entities within the Group are under the Multiemployer Retirement Plan (the Plan). The Group's retirement funds are administered by appointed trustee banks which are under the supervision of the respective Board of Trustees (BOT) of the plans. The responsibilities of the BOT, among others, include the following:

- To hold, invest and reinvest the fund for the exclusive benefits of the members and beneficiaries of the retirement plan and for this purpose the BOT is further authorized to designate and appoint a qualified Investment Manager with such powers as may be required to realize and obtain maximum yield on investment of the fund; and,



- To make payments and distributions in cash, securities and other assets to the members and beneficiaries of the Plan.

Under the existing regulatory framework, Republic Act No. 7641, *The New Retirement Law*, requires a provision for retirement pay to qualified private sector employees in the absence of any retirement plan in the entity, provided however that the employee's retirement benefits under any collective bargaining and other agreements shall not be less than those provided under the law. The law does not require minimum funding of the plan.

The following table summarizes the components of net pension expense (included in "Salaries, wages and employee benefits" account) and pension income (included in "Other income" account) for the years ended December 31, 2024, 2023, and 2022 (see Notes 25 and 28):

Pension Expense

	2024	2023	2022
Current service cost	₱224,782	₱204,238	₱253,954
Net interest income on benefit obligation and plan assets	(16,084)	(122,574)	(37,642)
Effect of the asset limit	52,069	57,109	13,134
Total pension expense	₱260,767	₱138,773	₱229,446

Movements in the fair value of plan assets of the Group follow:

	2024	2023
Balance at beginning of year	₱3,815,642	₱3,824,522
Interest income	163,119	274,067
Remeasurement gain (loss)	231,853	(213,286)
Benefits paid - from plan assets	(42,507)	(94,907)
Contributions	-	25,246
Balance at end of year	₱4,168,107	₱3,815,642

Changes in the present value of the defined benefit obligation follow:

	2024	2023
Balances at beginning of year	₱2,301,042	₱2,171,046
Current service cost	224,782	204,238
Interest expense	147,035	151,493
Benefits paid - from plan assets	(42,507)	(94,907)
Benefits paid - direct payments	(95,506)	(7,162)
Remeasurement loss (gain) arising from:		
Financial assumptions	(308,386)	259,391
Demographic assumptions	1,952	(93,658)
Experience adjustments	138,199	6,486
Transfer	595,988	(295,885)
Balances at end of year	₱2,962,599	₱2,301,042



Below is the net pension asset for those entities within the Group with net pension asset position:

	2024	2023
Fair value of plan assets	₱3,272,922	₱2,832,449
Present value of funded defined benefit obligations	(1,276,315)	(982,867)
	1,996,607	1,849,582
Effect on asset ceiling	(936,210)	(857,554)
Net pension asset	₱1,060,397	₱992,028

Movements in the net pension asset follow:

	2024	2023
Net pension asset at beginning of year	₱992,028	₱1,012,667
Remeasurements gain (loss) recognized in other comprehensive income	287,946	(6,202)
Benefits paid - direct payments	57,899	-
Business combinations/disposals	(270,629)	-
Net pension income (expense)	(6,847)	(14,437)
Net pension asset at end of year	₱1,060,397	₱992,028

Movements in the effect of asset ceiling follow:

	2024	2023
Effect of asset ceiling at beginning of year	₱857,554	₱789,659
Interest on the effect of asset ceiling	52,069	57,109
Changes in the effect of asset ceiling	26,587	10,786
Effect of asset ceiling at end of year	₱936,210	₱857,554

Below is the net pension liability for those entities within the Group with net pension liability position:

	2024	2023
Present value of funded defined benefit obligations	(₱1,686,284)	(₱1,318,175)
Fair value of plan assets	895,185	983,193
Net pension liability	(₱791,099)	(₱334,982)

Movements in the net pension liability follow:

	2024	2023
Net pension liability at beginning of year	(₱334,982)	(₱148,850)
Net pension income (expense)	(253,920)	124,336
Remeasurement gain (loss) recognized in other comprehensive income	85,555	(231,206)
Benefits paid - direct payments	37,607	(7,162)
Contributions	-	(72,100)
Business combinations/disposals	(325,359)	-
Net pension liability at end of year	(₱791,099)	(₱334,982)



Breakdown of remeasurements recognized in other comprehensive income in 2024 and 2023 follow:

	2024	2023
Remeasurement gain (loss) on plan assets	₱231,853	(₱213,286)
Remeasurement gain on defined benefit obligations	168,235	172,219
Changes in the effect of asset ceiling	(26,587)	(85,244)
Net remeasurement gains (losses) on pension plans	373,501	(126,311)
Income tax effect	(93,375)	31,578
Net remeasurement gain (loss) on pension plans - net of tax	₱280,126	(₱94,733)

The major categories and corresponding fair values of plan assets and liabilities by class of the Group's Plan as at the end of each reporting period are as follows:

	2024	2023
Cash and cash equivalents		
Cash in banks	₱275,949	₱784,713
Time deposits	778,880	-
	1,054,829	784,713
Investments in stocks		
Common shares of domestic corporations		
Quoted	1,531,825	
Unquoted	175,444	84,417
Preference shares	12,065	8,286
	1,719,334	92,703
Investment in government securities		
Fixed rate treasury notes (FXTNs)	1,007,595	1,290,729
Trasury bills (T-bills)	79,985	-
Retail treasury bonds (RTBs)	48,731	1,570,236
	1,136,311	2,860,965
Investment in other securities and debt instruments		
AAA rated debt securities	117,632	50,114
Not rated debt securities	56,159	-
	173,791	50,114
Other receivables	32,300	27,147
Accrued trust fees and other payables	51,542	-
Benefits payable	-	-
Fair value of plan assets	₱4,168,107	₱3,815,642

Trust fees paid in 2024, 2023 and 2022 amounted to ₱2.82 million, ₱2.74 million and ₱2.33 million, respectively.

The composition of the fair value of the Fund includes:

- *Cash and cash equivalents* - include savings and time deposit with various banks and special deposit account with Bangko Sentral ng Pilipinas (BSP SDA).
- *Investment in stocks* - includes investment in common and preferred shares both traded and not traded in the PSE.
- *Investment in government securities* - includes investment in Philippine RTBs and FXTNs T-bills.



- *Investments in other securities and debt instruments* - include investment in long-term debt notes and retail bonds.
- *Other receivables* - includes interest and dividends receivable generated from investments included in the plan.
- *Accrued trust fees and other payables* - pertain mainly to charges of trust or in the management of the Plan.

The overall administration and management of the plan rest upon the Plan's BOT. The voting rights on the above securities rest to the BOT for funds directly held through the Group's officers and indirectly for those entered into through other trust agreements with the trustee bank authorized to administer the investment and reinvestments of the funds.

The cost of defined benefit pension plans and the present value of the pension obligation are determined using actuarial valuations. The actuarial valuation involves making various assumptions. The principal assumptions used in determining pension and post-employment medical benefit obligations for the defined benefit plans are shown below:

	2024	2023	2022
Discount rate	6.08% to 6.13%	6.05% to 6.16%	4.79% to 7.38%
Salary increase rate	3.00% to 6.00%	3.00% to 7.00%	3.00% to 10.00%

The weighted average duration of significant defined benefit obligation per segment are as follows (average number of years):

	2024	2023
Construction and others	4.6 years	3.6 years
Coal mining	5.3 years	5.1 years
Nickel mining	9.9 years	10.2 years
Real estate development	11.2 years	12.0 years
Power - On grid	13.2 years	12.6 years
Power - Off grid	10.4 years	9.8 years

There are no unusual or significant risks to which the Plan exposes the Group. However, in the event a benefit claim arises under the Retirement Plan and the Retirement Fund is not sufficient to pay the benefit, the unfunded portion of the claim shall immediately be due and payable from the Group to the Retirement Fund.

There was no plan amendment, curtailment, or settlement recognized for the years ended December 31, 2024 and 2023.

Sensitivity analysis on the actuarial assumptions

Each sensitivity analysis on the significant actuarial assumptions was prepared by remeasuring the Defined Benefit Obligation (DBO) at the reporting date after first adjusting one of the current assumptions according to the applicable sensitivity increment or decrement (based on changes in the relevant assumption that were reasonably possible at the valuation date) while all other assumptions remained unchanged. The sensitivities were expressed as the corresponding change in the DBO.



It should be noted that the changes assumed to be reasonably possible at the valuation date are open to subjectivity, and do not consider more complex scenarios in which changes other than those assumed may be deemed to be more reasonable.

	Increase (decrease)	2024	2023
Discount rates	+100 basis points	(P212,563)	(P192,940)
	-100 basis points	247,054	264,619
Salary increases	+1.00%	245,903	222,485
	-1.00%	(215,516)	(190,997)

24. Costs of Sales and Services

	2024	2023	2022
Cost of Sales			
Cost of real estate held for sale and development (Note 8)	P5,656,003	P11,172,424	P12,878,564
Fuel and lubricants	10,907,346	12,479,306	12,654,107
Materials and supplies	5,975,714	5,345,724	4,957,555
Depreciation and amortization (Notes 13, 14 and 33)	4,429,705	4,120,529	3,511,045
Direct labor	3,222,732	2,601,573	2,136,506
Hauling, shiploading and handling costs (Note 21)	1,389,426	1,357,690	1,100,578
Production overhead	1,332,076	1,566,306	2,730,719
Outside services	662,875	937,362	694,432
Commission expense (Note 9)	593,770	813,984	1,237,695
Others	75,942	393,158	596,395
	34,245,589	40,788,056	42,497,596
Cost of Services			
Direct labor	5,340,006	3,503,916	3,211,400
Materials and supplies	5,309,915	6,388,265	6,602,942
Fuel and lubricants	5,266,876	3,364,844	2,417,372
Depreciation and amortization (Notes 13, 14 and 33)	3,893,085	4,256,717	3,844,624
Outside services	3,079,129	3,638,538	4,379,838
Production overhead	2,986,670	2,972,844	2,913,382
Spot purchases of electricity	—	880,726	1,885,581
Hauling, shiploading and handling costs (Note 21)	414,790	754,088	276,359
Others	123,372	622,031	478,850
	26,413,843	26,381,969	26,010,348
	P60,659,432	P67,170,025	P68,507,944

Cost of real estate sales presented in the consolidated statements of income includes cost of running hotel and property management operations amounting to P177.51 million, P155.14 million and P119.00 million for 2024, 2023 and 2022, respectively.



Related revenue from hotel and property management operations amounted to ₱312.18 million, ₱282.83 million and ₱253.13 million in 2024, 2023 and 2022, respectively.

Depreciation, depletion and amortization included in the consolidated statements of income follow:

	2024	2023	2022
Included in:			
Cost of electricity sales	₱3,357,418	₱3,050,825	₱2,829,982
Cost of coal mining	3,646,595	3,882,037	3,034,379
Cost of construction contracts and others	535,667	695,958	788,429
Cost of real estate development	227,928	592,886	245,156
Cost of nickel mining	432,276	155,540	457,723
Cost of cement manufacturing	122,906	-	-
Operating expenses (Note 25)	611,193	253,083	462,234
	₱8,933,983	₱8,630,329	₱7,817,903
Depreciation, depletion and amortization of:			
Property, plant and equipment (Note 13)	₱9,288,241	₱9,707,448	₱8,046,946
Other noncurrent assets (Note 14)	44,705	33,830	25,106
Investment properties (Note 12)	15,155	15,155	15,098
Right-of-use assets (Note 33)	39,562	25,357	28,786
	₱9,387,663	₱9,781,790	₱8,115,936

Depreciation, depletion and amortization capitalized in ending inventories and mine properties included in 'Property, Plant and Equipment' amounted to ₱446.77 million, ₱1,151.46 million and ₱298.03 million in 2024, 2023 and 2022, respectively.

Salaries, wages and employee benefits included in the consolidated statements of income follow:

	2024	2023	2022
Presented under:			
Costs of sales and services	₱5,384,656	₱5,472,925	₱5,213,167
Operating expenses (Note 25)	3,026,724	2,349,526	2,496,604
	₱8,411,380	₱7,822,451	₱7,709,771

25. Operating Expenses

	2024	2023	2022
Government share (Note 31)	₱6,379,395	₱10,682,608	₱15,963,371
Salaries, wages and employee benefits (Note 24)	3,026,724	2,349,526	2,496,604
Taxes and licenses	1,643,189	1,719,400	1,502,194
Outside services	1,522,516	1,495,586	1,019,521
Repairs and maintenance	1,456,302	1,594,123	1,066,956
Insurance	841,947	510,434	419,820
Depreciation and amortization (Notes 12, 13, 14, 24 and 33)	611,193	253,083	462,234
Advertising and marketing	470,576	429,970	241,735

(Forward)



	2024	2023	2022
Transportation and travel	₱360,266	₱105,758	₱156,672
Supplies	355,885	267,182	228,389
Association dues	207,995	162,153	233,330
Entertainment, amusement and recreation	196,812	138,430	138,743
Communication, light and water	155,195	92,735	143,254
Rent (Note 33)	89,485	206,086	166,350
Provision for ECL and probable losses - net of reversals (Notes 6 and 9)	83,988	39,678	50,247
Loss on write-down of inventories, asset held-for-sale and property, plant and equipment - net of reversals (Notes 8, 10 and 13)	39	(3,765)	210,750
Miscellaneous	608,602	657,311	566,786
	₱18,010,109	₱20,700,298	₱25,066,956

26. Finance Income

Finance income is derived from the following sources:

	2024	2023	2022
Interest on:			
Bank savings accounts (Note 5)	₱1,191,013	₱1,338,601	₱454,487
Installment contracts receivable (Note 6)	707,060	484,920	348,849
Short-term placements (Note 5)	553,659	165,681	55,159
	₱2,451,732	₱1,989,202	₱858,495

27. Finance Costs

The finance costs are incurred from the following:

	2024	2023	2022
Long-term debt (Note 19)	₱2,495,998	₱719,320	₱871,413
Short-term debt (Note 15)	159,571	168,522	142,141
Amortization of debt issuance cost (Note 19)	31,160	42,898	67,547
Accretion on unamortized discount on provision for decommissioning and site rehabilitation costs (Note 20)	37,159	28,094	21,448
Lease liabilities (Note 33)	6,287	5,333	6,015
	₱2,730,175	₱964,167	₱1,108,564



28. Other Income (Charges) - Net

	2024	2023	2022
Forfeitures and cancellation of real estate contracts	₱2,260,508	₱1,635,979	₱965,716
Rental income (Note 12)	498,060	376,915	213,221
Sales of fly ash	392,167	472,005	220,674
Gain on sale of undeveloped parcel of land	259,413	141,792	–
Foreign exchange gains (losses)	(94,266)	(120,057)	1,131,258
Gain on sale of property, plant and equipment - net (Note 13)	–	55,914	69,346
Others - net (Note 13)	522,777	462,925	318,447
	₱3,838,659	₱3,025,473	₱2,918,662

Others - net

Others include penalty charges, holding fees, fees for change in ownership, transfer fees, restructuring fees, lease facilitation fees, gain on pre-termination of option contract and lease contract modification, and others.

29. Income Tax

The provision for income tax shown in the consolidated statements of income consists of:

	2024	2023	2022
Current	₱4,418,501	₱4,042,180	₱3,649,902
Deferred	(1,573,098)	5,135	985,487
Final	270,693	270,447	88,300
	₱3,116,096	₱4,317,762	₱4,723,689

The components of net deferred tax assets as of December 31, 2024 and 2023 follow:

	2024	2023
Deferred tax assets on:		
Allowance for:		
Expected credit losses	₱537,420	₱502,607
Inventory obsolescence	57,939	38,472
NOLCO	339,294	–
Pension liabilities - net	258,215	153,782
Impairment	151,508	71,712
Unrealized foreign exchange loss	125,977	86,156
Lease liabilities	74,463	–
Provision for decommissioning and site rehabilitation	51,570	48,369
Unrealized gross loss on construction contracts	18,813	2,436
MCIT	4,381	–
Accruals of expenses	–	1,869
Others	48,606	24,474
	1,668,186	929,877

(Forward)



	2024	2023
Deferred tax liabilities on:		
Accrual of expenses	(₱23,197)	₱–
Other comprehensive income	(20,115)	–
Unrealized foreign exchange gain	(7,330)	(6,986)
	(50,642)	(6,986)
	₱1,617,544	₱922,891

The components of net deferred tax liabilities as of December 31, 2024 and 2023 follow:

	2024	2023
Deferred tax assets on:		
PFRS 15 adoption	₱751,230	₱–
Pension liabilities – net	613,807	677,751
Deferred commission expense	6,626	53,120
Allowance for expected credit losses	17,851	17,851
Others	184,466	1,985
	1,573,980	750,707
Deferred tax liabilities on:		
Excess of book over tax income pertaining to real estate sales	(3,600,171)	(4,632,004)
Unamortized fair value on nickel mining rights acquired	(2,604,322)	(1,136,978)
Unrealized foreign exchange gain – net	(587,861)	(607,342)
Unamortized transaction cost on loans payable	(41,630)	(46,642)
Unrealized gross profit on construction contracts	(25,076)	(7,269)
Pension assets - net	(16,446)	(16,208)
Mine rehabilitation	(11,699)	(2,003)
Capitalized interest on real estate for sale and development deducted in advance	–	(640,765)
Others	–	(95,741)
	(6,887,205)	(7,184,952)
	(₱5,313,225)	(₱6,434,245)

The Group has the following deductible temporary differences, NOLCO and MCIT that are available for offset against future taxable income or tax payable for which deferred tax assets have not been recognized:

	2024	2023
NOLCO	₱12,303,044	₱68,626
Allowance for impairment losses	128,171	159,691
MCIT	215,261	–
Others	1,158	70,166

Deferred tax assets are recognized only to the extent that taxable income will be available against which the deferred tax assets can be used.



The Group did not recognize deferred tax assets on NOLCO and MCIT from the following periods:

Year Incurred	NOLCO	MCIT	Expiry Year
2024	₱7,221,168	₱83,555	2027
2023	2,918,028	60,873	2026
2022	1,239,430	70,833	2025
2021	206,690	–	2026
2020	717,728	–	2025
	₱12,303,044	₱215,261	

Rollforward analysis of the Group's NOLCO and MCIT follows:

	NOLCO		MCIT	
	2024	2023	2024	2023
Balances at beginning of year	₱68,626	₱376,336	₱–	₱11,235
Additions	1,123	578	–	–
Business combination	12,233,295	–	215,261	–
Expirations and usage	–	(308,288)	–	(11,235)
Balances at end of year	₱12,303,044	₱68,626	₱215,261	₱–

On September 30, 2020, the BIR issued Revenue Regulations No. 25-2020 implementing Section 4 of Bayanihan to Recover as One Act (Bayanihan 2) which states that the NOLCO incurred for taxable years 2020 and 2021 can be carried over as a deduction from gross income for the next five (5) consecutive years immediately following the year of such loss.

The reconciliation of the statutory income tax rate to the effective income tax rate follows:

	2024	2023
Statutory income tax rate	25.00%	25.00%
Adjustments for:		
Income under income tax holiday	(11.33)	(13.16)
Nondeductible expenses	0.55	0.47
Nontaxable equity in net earnings of associates and joint ventures	(2.83)	(1.30)
Changes in unrecognized deferred tax assets	(0.13)	(0.01)
Excess costs of construction contracts	(0.16)	(0.10)
Effect of OSD availment	0.12	(0.07)
Interest income subjected to final tax at a lower rate – net	(0.64)	(0.26)
Others	(0.40)	(0.08)
Effective income tax rate	10.18%	10.49%

Registrations with Department of Energy and BOI

a. *Certain power generation companies - Registration with the BOI*

Certain power generation companies in the Group have been registered with the BOI. Accordingly, they are entitled, among others, to ITH incentives covering 4 to 10 years. To be able to avail of the incentives, these companies are required to maintain a minimum equity level. As of December 31, 2024 and 2023, the Group have complied with the requirements.



b. *SMPC - Expanding Producer of Coal (Narra and Molave Minesite)*

On August 31, 2012 and February 24, 2016, BOI has granted SMPC Certificates of Registration as New Producer of Coal in accordance with the provisions of the Omnibus Investments Code of 1987 in relation to the operations in Narra Mine (formerly Bobog) (Certificate of Registration No. 2012-183) and Molave Mine (Certificate of Registration No. 2016-042). Pursuant thereto, SMPC shall be entitled to the following incentives for the two Certificates of Registration, among others:

- (a) ITH for four (4) years from January 2015 and January 2017 for Narra Mine and Molave Mine, respectively, or actual start of commercial operations, whichever is earlier, but in no case earlier than the date of registration.
- (b) Income qualified for ITH availment shall not exceed by more than 10% of the projected income represented by SMPC in its application provided the project's actual investments and employment match SMPC's representation in the application.

On October 24, 2019, the BOI approved the request for suspension of Narra Mine until the slope stability of the Narra Mine to resume production is ensured, as follows:

- (a) the suspension of mining operation of Narra Mine under its Certificate of Registration No. 2012-183 dated August 31, 2012, subject to the capping of ITH incentive of Molave Mine to 9,697,165 MT under BOI Certificate of Registration No. 2016-042 dated February 24, 2016, which is the highest attained production volume for the last three (3) years of operation; and,
- (b) the suspension of the corresponding ITH under its Certificate of Registration No. 2012-183 dated August 31, 2012.

On November 28, 2019, the BOI approved SMPC's application for extension for one (1) year for ITH incentive. The approved bonus year under Certificate of Registration No. 2016-042 is for the period October 15, 2020 to October 14, 2021 using the *Indigenous Raw Material Criterion* pursuant to Executive Order No. 226.

SMPC received a letter from the BOI dated February 28, 2020, stating that the BOI per Board Resolution No. 04-14, Series of 2020, approved the motion for reconsideration of SMPC and that the portion of BOI Board Resolution No. 31-07, Series of 2019, capping the incentive of Molave Mine to 9,697,165 MT be amended. The annual coal production rate of 16 million metric tons as specified in the Amended Environmental Compliance Certificate issued by the Department of Environment and Natural Resources-Environmental Management Bureau (DENR-EMB) shall be imposed upon SMPC's two (2) projects under BOI Certificate of Registration No. 2012-183 dated August 31, 2012 and BOI Certificate of Registration No. 2016-042 dated February 24, 2016 as New Producer of Coal, pursuant to the provisions under the Executive Order No. 226. Any revenue arising from the coal production in excess of 16 million metric tons annual production rate shall not be entitled to ITH incentive.

On July 2, 2020, through Board Resolution No. 12-13, Series of 2020, the BOI approved the request for deferment of the ITH incentive availment for Molave Mine for taxable year 2020, noting that the operation has been affected or disrupted by COVID-19 pandemic and since the project has not fully enjoyed the incentives granted to it for reasons beyond SMPC's control pursuant to Article 7(14) of Executive Order No. 226, otherwise known as the Omnibus Investments Code of 1987, as amended, subject to the following:

- (1) the income tax due for the taxable year covered by the deferment period shall be paid by the Parent Company;



- (2) the Parent Company will only be entitled to ten (10) months of ITH incentive in the next taxable year since the deferment period, taxable year 2020, is the project's last year of ITH availment period;
- (3) that this deferment shall not prejudice the project's approved bonus year under Certificate of Registration No. 2016-042 for the period October 15, 2020 to October 14, 2021 using the Indigenous Raw Material Criterion pursuant to Art. 39(a)(ii) of E.O. 226 pursuant to Board Resolution No. 31-07, Series of 2019. Noting the deferment of its ITH incentive for taxable year 2020, the bonus year shall correspondingly be amended from October 15, 2021 to October 24, 2022.

On July 12, 2021, SMPC applied for another extension of one (1) year of ITH incentive for Molave Mine. On December 16, 2021, the BOI approved SMPC's application for extension for one (1) year of ITH incentive for Molave Mine. The approved bonus year under Certificate of Registration No. 2016-042 is for the period October 15, 2021 to October 14, 2022 using the *Net Foreign Exchange Earnings Criterion* pursuant to Executive Order No. 226.

In 2022, the BOI provided SMPC the option to amend the ITH incentive (bonus) expiration year for Molave Mine to October 2023 subject to SMPC paying the Taxable Year 2020 income tax due amounting to ₱897.30 million and the related interest.

In 2022, SMPC recognized ₱897.30 million of income tax due on its income in 2020, as part of its provision for current income tax.

In January 2023, SMPC settled the income tax due for the Taxable Year 2020 at ₱1,088.46 million inclusive of interest amounting to ₱191.16 million. Hence, the ITH incentive (bonus year) will expire beginning October 2023 and the income from the registered activities of the BOI project (Molave Mine Pit) after the said period will be subjected to regular corporate tax of 25%.

The BOI then corrected the ITH availment period of the BOI project pursuant to Art. 39(a)(1)(iii) of E.O. 226 under Certificate of Registration No. 2016-042 from October 15, 2021 to October 14, 2022 to October 15, 2022 to October 14, 2023.

On August 2, 2024, SMPC applied for another extension of one (1) year of ITH incentive for Narra Mine. On October 10, 2024, the BOI approved SMPC's application for extension for one (1) year of ITH incentive for Narra Mine.

The approved bonus year for Narra Mine under Certificate of Registration No. 2012-183 is for the period May 15, 2024 to May 14, 2025 using the *Indigenous Raw Material* criterion pursuant to Art. 39 (a) (1)(ii) of Executive Order No. 226 subject to the following conditions:

- (1) At the time of the ITH bonus year incentive, the ratio of the cost of indigenous raw materials shall be at least 50% of the total raw material cost; and
- (2) In relation to Memorandum Circular (MC) No. 2024-004 on Lifting of the Covid-Related Policies implemented by the Board of Investments (BOI) Pursuant to Presidential Proclamation (PP) No. 297 Providing for the Lifting of the State of Public Health Emergency Throughout the Philippines Due to Covid-19, the firm shall include in the list of CSRs for ITH Bonus Year the provision of essential goods, products, and services, including basic amenities such as food, accommodation, and transportation, to fight the effects of a pandemic; or to address the medical requirements of the community or the country during local or national public health emergency; or to use during the occurrence of natural calamities or disasters such as, but not limited to, typhoons, earthquake, volcanic eruptions.



SMPC availed of incentive in the form of ITH on its income under registered activities. The income under registered activities amounted to ₱12,946.75 million, ₱21,559.39 million, ₱36,375.37 million in 2024, 2023 and 2022, respectively.

Corporate Recovery and Tax Incentive for Enterprise (CREATE) Act

On March 26, 2021, the President of the Philippines signed into law Republic Act No. 11534, Corporate Recovery and Tax Incentives for Enterprises (CREATE) Act, which took effect on April 11, 2021. The CREATE Act introduces reforms to the corporate income tax and incentive systems by implementing changes to the current tax regulations. Some of these changes, which became effective beginning July 1, 2020, are as follows:

- Reduction in the RCIT rate from 30% to 20% for entities with net taxable income not exceeding ₱5.0 million and with total assets not exceeding ₱100.0 million (excluding the value of land on which the business entity’s office, plant and equipment are situated);
- Reduction in the RCIT from 30% to 25% for all other corporations;
- Reduction in the MCIT rate from 2% to 1% of gross income for 3 years or until June 30, 2023; and
- Repeal of the imposition of 10% improperly accumulated earnings tax (IAET).

30. Earnings Per Share

The following table presents information necessary to calculate basic/diluted earnings per share on net income attributable to equity holders of the Parent Company (amounts in thousands, except basic/diluted earnings per share):

	2024	2023	2022
Net income attributable to equity holders of Parent Company	₱18,976,167	₱24,722,372	₱31,087,484
Divided by weighted average number of common shares	13,277,470	13,277,470	13,277,470
Basic/diluted earnings per share	₱1.43	₱1.86	₱2.34

There were no potentially dilutive ordinary shares. Accordingly, no diluted earnings per share is presented in 2024, 2023 and 2022.

31. Coal Operating Contract with DOE

The DOE issued Coal Operating Contract (COC) to SMPC which gives it the exclusive right to conduct exploration, development and coal mining operations in Semirara Island. In return for the mining rights granted to SMPC, the Government is entitled to receive annual royalty payments consisting of the balance of the gross income after deducting operating expenses, operator’s fee and special allowance. The DOE, through the Energy Resources Development Bureau, approved the exclusion of coal produced and used solely by SMPC to feed its power plant used for mining operations in determining the amount due to DOE.

On May 13, 2008, the DOE granted SMPC’s request for an extension of its COC for another 15-year or until July 14, 2027.



Royalty dues for DOE's share under this contract, amounted to ₱6,379.40 million, ₱10,682.61 million and ₱15,963.37 million in 2024, 2023 and 2022, respectively, included under 'Operating expenses' in the consolidated statements of income (see Note 25). Payable to DOE, amounting to ₱2,098.72 million and ₱3,336.57 million as of December 31, 2024 and 2023, respectively, are included under the 'Accounts and other payables' in the consolidated statements of financial position (see Note 17).

32. Material Partly-Owned Subsidiary

The financial information of the Group's subsidiaries with material noncontrolling-interest are provided below. These information are based on amounts in the consolidated financial statements of the subsidiary.

Semirara Mining and Power Corporation (SMPC) and Subsidiaries

	2024	2023
Consolidated statements of financial position		
Current assets	₱30,198,881	₱46,135,496
Noncurrent assets	40,995,077	38,992,947
Total assets	71,193,958	85,128,443
Current liabilities	12,871,518	19,396,338
Noncurrent liabilities	1,803,886	3,354,126
Total liabilities	14,675,404	22,750,464
Equity	₱56,518,554	₱62,377,979
Consolidated statements of comprehensive income		
Revenue	₱65,194,300	₱76,960,415
Cost of sales	33,162,622	32,909,510
Gross profit	32,031,678	44,050,905
Operating expenses	(11,244,550)	(15,117,258)
Other income (charges) - net	1,019,756	1,148,070
Income before income tax	21,806,884	30,081,717
Provision for income tax	2,177,380	2,148,421
Net income	19,629,504	27,933,296
Other comprehensive income (loss)	14,358	(53,882)
Total comprehensive income	₱19,643,862	₱27,879,414
Cash flow information		
Operating	₱27,506,552	₱35,596,764
Investing	(7,426,250)	(3,357,219)
Financing	(29,626,391)	(33,261,456)
Effect of exchange rate changes on cash and cash equivalents	26,053	(47,717)
Net increase (decrease) in cash and cash equivalents	(₱9,520,036)	(₱1,069,628)

The accumulated balances of material noncontrolling-interest of SMPC and subsidiaries at December 31, 2024 and 2023 amounted to ₱24,822.96 million and ₱27,378.32 million, respectively. Dividends paid to noncontrolling interests amounted to ₱11,054.92 million and ₱12,898.29 in 2024 and 2023, respectively.



Noncontrolling-interests pertain to 2016 to 2018 shares of SMPC bought back own shares totaling to 14,061,670 from 2016 to 2018. This resulted to an increase in effective ownership of the parent Company on SMPC and its subsidiaries to 56.65% and the recognition of premium on acquisition of non-controlling interest amounting to ₱817.96 million.

Cemex Asian South East Corporation (CASEC) and Subsidiaries

	2024
Consolidated statements of financial position	
Current assets	₱11,228,234
Noncurrent assets	40,144,353
Total assets	51,372,587
Current liabilities	9,876,607
Noncurrent liabilities	23,869,071
Total liabilities	33,745,678
Equity	₱17,626,909
	For the month of December 2024
Consolidated statements of comprehensive income	
Revenue	₱1,097,127
Cost of sales	1,158,666
Gross profit	(61,539)
Operating expenses	(420,203)
Other income (charges) - net	227,974
Income before income tax	(253,768)
Benefit from income tax	(335,379)
Net income	81,611
Other comprehensive income	-
Total comprehensive income	₱81,611
Cash flow information	
Operating	(₱17,820,659)
Investing	746
Financing	16,107,537
Net decrease in cash and cash equivalents	(₱1,712,376)

33. Leases

The Group as a Lessee

The Group has lease contracts for various items of land, office spaces and foreshore leases used in its operations. Leases of land and foreshore lease generally have lease terms between five (5) and 25 years, while office spaces generally have lease terms of two (2) to seven (7) years. The Group also has certain leases of office spaces, warehouse and storage spaces which have lease terms of 12 months or less. The Group applies the 'short-term lease' recognition exemption for these leases.



Movements in the Group's right-of-use assets and lease liabilities follow:

Right of use assets

	Year ended December 31, 2024			Total
	Land and buildings	Office space	Machinery and equipment	
Cost				
Balances at beginning of year	₱103,168	₱239,977	₱–	₱343,145
Acquisition of a business (Note 4)	3,600,451	–	83,700	3,684,151
Additions	–	69,995	22,378	92,373
Expiration	(49,107)	(49,940)	–	(99,047)
Balances at end of year	3,654,512	260,032	106,078	4,020,622
Accumulated amortization				
Balances at beginning of year	24,106	178,410	–	202,516
Amortization (Note 24)	6,908	32,654	–	39,562
Expiration	–	(49,940)	–	(49,940)
Balances at end of year	31,014	161,124	–	192,138
	₱3,623,498	₱98,908	₱106,078	₱3,828,484

	Year ended December 31, 2023			Total
	Land	Office space	Machinery and equipment	
Cost				
Balances at beginning of year	₱103,168	₱190,936	₱–	₱294,104
Additions	–	49,041	–	49,041
Balances at end of year	103,168	239,977	–	343,145
Accumulated amortization				
Balances at beginning of year	24,106	153,053	–	177,159
Amortization (Note 24)	–	25,357	–	25,357
Balances at end of year	24,106	178,410	–	202,516
	₱79,062	₱61,567	₱–	₱140,629

On June 30, 2021, the Group purchased the parcels of land under PSALM OEN which amounted to ₱43.11 million (see Notes 13 and 37). Unused rentals as of option exercise date amounted to ₱1.13 million which was applied against the total purchase price.

Lease liabilities

	2024	2023
Beginning balance	₱89,235	₱70,701
Acquisition of a business (Note 4)	3,606,935	–
Additions	92,373	49,041
Payment	(21,133)	(35,840)
Accretion (Note 27)	6,287	5,333
	₱3,773,697	₱89,235



The following are the amounts recognized in consolidated statements of income in 2024 and 2023:

	2024	2023
Depreciation expense of right-of-use assets charged to:		
Cost of sales and services (Note 24)	₱15,504	₱6,020
Operating expenses (Note 25)	17,150	19,337
Expenses relating to short-term leases charged to operating expenses (Note 25)	209,067	206,086
Interest expense on lease liabilities (Note 27)	6,287	5,333
	₱248,008	₱236,776

The Group has several lease contracts that include extension and termination options. These options are negotiated by management to provide flexibility in managing the leased-asset portfolio and align with the Group's business needs. Management exercises significant judgement in determining whether these extension and termination options are reasonably certain to be exercised (see Note 3).

Lease liabilities are included in the consolidated statements of financial position under "Accounts and other payables" and "Other noncurrent liabilities" (see Notes 17 and 20).

As of December 31, 2024 and 2023, future undiscounted minimum lease payments under operating lease are as follows:

	2024	2023
Within one year	₱23,112	₱19,399
After one year but not more than five years	63,036	61,514
More than five years	18,514	30,502
	₱104,662	₱111,415

Operating Lease - As Lessor

The Group entered into lease agreements with third parties covering its investment property portfolio (see Note 12). The lease agreements provide for a fixed monthly rental with an escalation ranging from 4.50% to 7.00% annually both in 2023 and 2022. These are renewable under the terms and condition agreed with the lessees.

As of December 31, 2024 and 2023, future minimum lease receivables under the aforementioned operating lease are as follows:

	2024	2023
Within one year	₱30,521	₱29,390
After one year but not more than five years	112,474	109,827
More than five years	42,569	42,645
	₱185,564	₱181,862

34. Operating Segments

Business Segment Information

For management purposes, the Group is organized into eight (8) major business units that are largely organized and managed separately according to industry. Reporting operating segments are as follows:

- Construction and others - engaged in various construction projects and construction-related businesses such as production and trading of concrete products, handling steel fabrication and electrical and foundation works.



- Coal mining - engaged in the exploration, mining and development of coal resources on Semirara Island in Caluya, Antique.
- Nickel mining - engaged primarily in mining and selling nickel ore from existing stockpile in Acoje mines in Zambales and Berong mines in Palawan.
- Real estate - focused in mid-income residential development carried under the brand name DMCI Homes. It is also engaged in hotel services and property management.
- On-grid Power - engaged in power generation through coal-fired power plants providing electricity to distribution utilities and indirect members of WESM.
- Off-grid Power - engaged in power generation through satellite power plants providing electricity to areas that are not connected to the main transmission grid.
- Water - includes share in net earnings from associates, MWHCI and Subic Water, which are engaged in water services for the west portion of Metro Manila and Olongapo City and Subic Bay Freeport, respectively.
- Cement Manufacturing - engaged in the production, marketing, distribution and sale of cement and other cement products.

No operating segments have been aggregated to form the above reportable operating segments.

The Chief Executive Officer (CEO) monitors the operating results of its business units separately for the purpose of making decisions about resource allocation and performance assessment. Segment performance is evaluated based on revenue, earnings before interest, income taxes and depreciation and amortization (EBITDA) and operating profit or loss, and is measured consistently in the consolidated financial statements. The Group's management reporting and controlling systems use accounting policies that are the same as those described in Note 2 in the material accounting policy information under PFRS Accounting Standards.

EBITDA is the measure of segment profit (loss) used in segment reporting and comprises of revenues, cost of sales and services and selling and general administrative expenses before interest, taxes and depreciation and amortization.

The Group disaggregates its revenue information in the same manner as it reports its segment information. The Group, through its on-grid power segment, has electricity sales to a power distribution utility company that accounts for about 24%, 20%, and 14% of the Group's total revenue in 2024, 2023 and 2022, respectively.

Group financing (including finance costs and finance income) and income taxes are also managed per operating segments. Transfer prices between operating segments are on an arm's length basis in a manner similar to transactions with third parties.

Business Segments

The following tables present revenue, net income and depreciation and amortization information regarding business segments for the years ended December 31, 2024, 2023 and 2022 and property, plant and equipment additions, total assets and total liabilities for the business segments as of December 31, 2024, 2023 and 2022.



Year ended December 31, 2024

	Construction and Others*	Coal Mining	Nickel Mining	Real Estate Development	Power On-Grid	Power Off-Grid	Water	Cement Manufacturing	Parent Company	Total
Revenue	₱14,647,169	₱39,462,717	₱2,477,387	₱12,323,323	₱24,712,156	₱7,691,650	₱-	₱1,064,146	₱-	₱102,378,548
Equity in net earnings of associates and joint ventures	-	-	-	(51,946)	-	-	3,406,027	-	-	3,354,081
Other income (expense)	39,018	(102,059)	23,556	3,175,707	929,552	(277,382)	-	94,990	(44,723)	3,838,659
	14,686,187	39,360,658	2,500,943	15,447,084	25,641,708	7,414,268	3,406,027	1,159,136	(44,723)	109,571,288
Cost of sales and services (before depreciation and amortization)	13,038,413	18,098,245	909,635	7,070,765	8,341,882	3,881,305	-	996,397	-	52,336,642
Government share (Note 25)	-	6,379,395	-	-	-	-	-	-	-	6,379,395
Operating expense (before depreciation and amortization)	796,576	788,262	855,076	3,271,461	3,885,270	933,649	-	400,566	88,661	11,019,521
	13,834,989	25,265,902	1,764,711	10,342,226	12,227,152	4,814,954	-	1,396,963	88,661	69,735,558
EBITDA	851,198	14,094,756	736,232	5,104,858	13,414,556	2,599,314	3,406,027	(237,827)	(133,384)	39,835,730
Other income (expenses)										
Finance income (cost) (Notes 26 and 27)	85,211	391,554	(26,983)	(1,070,741)	107,241	(203,125)	-	132,984	305,416	(278,443)
Depreciation and amortization (Notes 24 and 25)	(554,587)	(3,666,935)	(465,699)	(386,126)	(2,880,755)	(834,886)	-	(142,543)	(2,452)	(8,933,983)
Pretax income	381,822	10,819,375	243,550	3,647,991	10,641,042	1,561,303	3,406,027	(247,386)	169,580	30,623,304
Provision for income tax (Note 29)	121,888	246,047	24,689	985,838	1,913,936	100,546	-	(335,379)	58,531	3,116,096
Net income	₱259,934	₱10,573,328	₱218,861	₱2,662,153	₱8,727,106	₱1,460,757	₱3,406,027	₱87,993	₱111,049	₱27,507,208
Net income attributable to noncontrolling-interests	12,658	4,827,205	(26,685)	-	3,679,660	-	-	38,203	-	8,531,041
Net income attributable to equity holders of the Parent Company	₱247,276	₱5,746,123	₱245,546	₱2,662,153	₱5,047,446	₱1,460,757	₱3,406,027	₱49,790	₱111,049	₱18,976,167
Segment Assets										
Cash	₱4,356,200	₱5,203,051	₱848,325	₱9,687,607	₱4,264,017	₱574,930	₱-	₱1,968,143	₱7,396,251	₱34,298,524
Receivables and contract assets	8,882,244	4,076,021	276,183	21,934,929	1,870,722	2,807,392	-	2,114,809	17,960	41,980,260
Inventories	1,384,068	8,749,403	83,308	50,758,549	3,227,899	725,906	-	2,305,013	-	67,234,146
Investment in associates and joint venture	58,379	-	-	3,746,828	-	-	-	-	20,470,067	24,275,274
Fixed assets**	2,397,542	8,792,125	4,832,564	1,345,095	30,021,716	8,771,709	-	27,786,438	3,863	83,951,052
Others	8,050,420	1,365,647	1,259,906	6,889,619	851,862	1,125,849	-	17,094,550	68,544	36,706,397
	₱25,128,853	₱28,186,247	₱7,300,286	₱94,362,627	₱40,236,216	₱14,005,786	₱-	₱51,268,953	₱27,956,685	₱288,445,653
Segment Liabilities										
Contract liabilities	₱9,232,863	₱444,519	₱45,582	₱14,632,619	₱36,818	₱-	₱-	₱161,312	₱-	₱24,553,713
Short-term and long-term debt	357,222	502,869	900,000	35,103,629	2,131,876	5,547,436	-	23,583,190	-	68,126,222
Others	7,076,305	8,137,348	2,058,391	11,673,547	2,563,485	2,398,579	-	11,937,393	149,671	45,994,719
	₱16,666,390	₱9,084,736	₱3,003,973	₱61,409,795	₱4,732,179	₱7,946,015	₱-	₱35,681,895	₱149,671	₱138,674,654
Other disclosures										
Property, plant and equipment additions (Note 13)	₱667,562	₱5,740,494	₱847,571	₱224,766	₱901,676	₱1,517,322	₱-	₱677,561	₱1,305	₱10,578,257
Acquisition of land for future development (Note 8)	-	-	-	42,519	-	-	-	-	-	42,519

*Revenue from construction segment includes sales and service revenue from Wire Rope.

**Includes property, plant and equipment, investment properties and exploration and evaluation assets



Year ended December 31, 2023

	Construction and Others*	Coal Mining	Nickel Mining	Real Estate Development	Power On-Grid	Power Off-Grid	Water	Parent Company	Total
Revenue	₱17,115,169	₱51,633,898	₱3,386,352	₱18,587,311	₱24,692,254	₱7,414,130	₱-	₱-	₱122,829,114
Equity in net earnings of associates and joint ventures	-	-	-	64,218	-	-	2,081,159	-	2,145,377
Other income (expense)	92,925	46,117	88,662	2,281,556	512,349	1,816	-	2,048	3,025,473
	17,208,094	51,680,015	3,475,014	20,933,085	25,204,603	7,415,946	2,081,159	2,048	127,999,964
Cost of sales and services (before depreciation and amortization)	14,397,982	19,373,344	1,019,055	12,483,302	6,684,508	4,834,588	-	-	58,792,779
Government share (Note 25)	-	10,682,608	-	-	-	-	-	-	10,682,608
Operating expense (before depreciation and amortization)	616,603	810,109	979,160	2,996,697	3,176,211	1,097,496	-	88,331	9,764,607
	15,014,585	30,866,061	1,998,215	15,479,999	9,860,719	5,932,084	-	88,331	79,239,994
EBITDA	2,193,509	20,813,954	1,476,799	5,453,086	15,343,884	1,483,862	2,081,159	(86,283)	48,759,970
Other income (expenses)									
Finance income (cost) (Notes 26 and 27)	(20,401)	674,801	(9,599)	467,813	(78,965)	(153,467)	-	144,853	1,025,035
Depreciation and amortization (Notes 24 and 25)	(714,994)	(3,905,337)	(627,735)	(299,810)	(2,832,417)	(247,495)	-	(2,541)	(8,630,329)
Pretax income	1,458,114	17,583,418	839,465	5,621,089	12,432,502	1,082,900	2,081,159	56,029	41,154,676
Provision for income tax (Note 29)	202,688	107,342	212,616	1,604,847	2,036,633	124,170	-	29,466	4,317,762
Net income	₱1,255,426	₱17,476,076	₱626,849	₱4,016,242	₱10,395,869	₱958,730	₱2,081,159	₱26,563	₱36,836,914
Net income attributable to noncontrolling-interests	18,989	7,800,699	(28,403)	-	4,323,257	-	-	-	12,114,542
Net income attributable to equity holders of the Parent Company	₱1,236,437	₱9,675,377	₱655,252	₱4,016,242	₱6,072,612	₱958,730	₱2,081,159	₱26,563	₱24,722,372
Segment Assets									
Cash	₱4,576,539	₱12,130,515	₱852,807	₱4,360,494	₱6,854,481	₱214,436	₱-	₱3,168,806	₱32,158,078
Receivables and contract assets	9,965,045	6,339,750	122,881	31,241,510	2,843,413	2,889,341	-	6,647	53,408,587
Inventories	1,095,736	11,248,443	121,129	51,333,502	3,287,545	815,850	-	-	67,902,205
Investment in associates and joint venture	58,939	-	-	1,329,618	-	-	-	17,703,076	19,091,633
Fixed assets**	2,269,335	6,907,750	4,627,828	1,527,555	31,265,029	7,663,403	-	5,153	54,266,053
Others	7,472,098	1,359,213	1,101,068	8,044,486	1,834,805	1,292,992	-	64,005	21,168,667
	₱25,437,692	₱37,985,671	₱6,825,713	₱97,837,165	₱46,085,273	₱12,876,022	₱-	₱20,947,687	₱247,995,223
Segment Liabilities									
Contract liabilities	₱8,689,677	₱520,983	₱-	₱10,140,345	₱-	₱-	₱-	₱-	₱19,351,005
Short-term and long-term debt	353,269	725,661	350,000	37,374,456	5,999,489	4,666,447	-	-	49,469,322
Others	7,325,756	12,223,354	1,824,992	14,756,659	2,676,443	2,771,430	-	159,112	41,737,746
	₱16,368,702	₱13,469,998	₱2,174,992	₱62,271,460	₱8,675,932	₱7,437,877	₱-	₱159,112	₱110,558,073
Other disclosures									
Property, plant and equipment additions (Note 13)	₱210,976	₱4,043,703	₱206,936	₱321,143	₱398,264	₱712,456	₱-	₱1,289	₱5,894,776
Acquisition of land for future development (Note 8)	-	-	-	452,321	-	-	-	-	452,321

*Revenue from construction segment includes sales and service revenue from Wire Rope.

**Includes property, plant and equipment, investment properties and exploration and evaluation assets



Year ended December 31, 2022

	Construction and Others*	Coal Mining	Nickel Mining	Real Estate Development	Power On-Grid	Power Off-Grid	Water	Parent Company	Total
Revenue	₱19,560,286	₱69,759,876	₱3,788,595	₱21,398,777	₱20,622,572	₱7,469,587	₱-	₱-	₱142,599,693
Equity in net earnings of associates and joint ventures	-	-	-	63,936	-	-	1,442,342	-	1,506,278
Other income (expense)	10,272	1,022,942	134,933	1,509,221	232,406	1,923	5,318	1,647	2,918,662
	19,570,558	70,782,818	3,923,528	22,971,934	20,854,978	7,471,510	1,447,660	1,647	147,024,633
Cost of sales and services (before depreciation and amortization)	17,177,110	19,107,700	748,782	14,235,244	4,443,400	5,440,039	-	-	61,152,275
Government share (Note 25)	-	15,963,371	-	-	-	-	-	-	15,963,371
Operating expense (before depreciation and amortization)	625,627	819,651	860,498	2,720,174	2,744,853	764,579	-	105,969	8,641,351
	17,802,737	35,890,722	1,609,280	16,955,418	7,188,253	6,204,618	-	105,969	85,756,997
EBITDA	1,767,821	34,892,096	2,314,248	6,016,516	13,666,725	1,266,892	1,447,660	(104,322)	61,267,636
Other income (expenses)									
Finance income (cost) (Notes 26 and 27)	(42,388)	30,817	(17,628)	257,293	(475,990)	(51,056)	-	48,883	(250,069)
Depreciation and amortization (Notes 24 and 25)	(808,206)	(3,060,173)	(487,612)	(368,176)	(2,756,623)	(334,837)	-	(2,276)	(7,817,903)
Pretax income	917,227	31,862,740	1,809,008	5,905,633	10,434,112	880,999	1,447,660	(57,715)	53,199,664
Provision for income tax (Note 29)	240,380	1,211,729	445,977	1,529,730	1,145,452	141,377	-	9,044	4,723,689
Net income	₱676,847	₱30,651,011	₱1,363,031	₱4,375,903	₱9,288,660	₱739,622	₱1,447,660	(₱66,759)	₱48,475,975
Net income attributable to noncontrolling-interests	20,940	14,046,499	78,390	-	3,242,662	-	-	-	17,388,491
Net income attributable to equity holders of the Parent Company	₱655,907	₱16,604,512	₱1,284,641	₱4,375,903	₱6,045,998	₱739,622	₱1,447,660	(₱66,759)	₱31,087,484
Segment Assets									
Cash	₱1,428,258	₱15,534,336	₱1,101,302	₱3,581,395	₱4,515,973	₱196,794	₱-	₱2,050,416	₱28,408,474
Receivables and contract assets	11,085,755	7,379,762	140,130	31,286,730	2,779,979	3,466,230	-	9,292	56,147,878
Inventories	1,451,086	9,752,363	65,883	46,729,128	2,947,241	578,833	-	-	61,524,534
Investment in associates and joint venture	58,380	-	-	1,265,230	-	-	-	16,871,714	18,195,324
Fixed assets**	2,598,987	7,556,964	4,912,910	1,673,458	34,056,688	7,324,377	-	7,211	58,130,595
Others	6,462,211	999,860	944,361	6,324,665	2,169,630	1,400,209	-	52,243	18,353,179
	₱23,084,677	₱41,223,285	₱7,164,586	₱90,860,606	₱46,469,511	₱12,966,443	₱-	₱18,990,876	₱240,759,984
Segment Liabilities									
Contract liabilities	₱6,398,279	₱366,754	₱-	₱9,154,376	₱-	₱-	₱-	₱-	₱15,919,409
Short-term and long-term debt	681,969	948,056	350,000	35,768,032	9,248,131	5,561,613	-	-	52,557,801
Others	7,460,691	9,631,757	2,370,872	14,384,813	2,128,284	3,554,071	-	82,652	39,613,140
	₱14,540,939	₱10,946,567	₱2,720,872	₱59,307,221	₱11,376,415	₱9,115,684	₱-	₱82,652	₱108,090,350
Other disclosures									
Property, plant and equipment additions (Note 13)	₱210,976	₱2,518,089	₱322,340	₱372,898	₱1,785,592	₱1,333,940	₱-	₱-	₱6,543,835
Acquisition of land for future development (Note 8)	-	-	-	1,550,894	-	-	-	-	1,550,894

*Revenue from construction segment includes sales and service revenue from Wire Rope.

**Includes property, plant and equipment, investment properties and exploration and evaluation assets



35. Financial Risk Management Objectives and Policies

The Group's principal financial instruments comprise interest-bearing loans and borrowings. The main purpose of these financial instruments is to raise financing for its operations and capital expenditures. The Group also has various significant other financial assets and liabilities, such as receivables and payables which arise directly from its operations.

The main risks arising from the use of financial instruments are liquidity risk, market risk and credit risk. The Group's BOD reviews and approves policies for managing each of these risks and they are summarized below.

a. Liquidity Risk

Liquidity risk is the risk that an entity will encounter difficulty in meeting obligations associated with financial liabilities. The Group seeks to manage its liquidity profile to be able to service its maturing debts and to finance capital requirements. The Group maintains a level of cash and cash equivalents deemed sufficient to finance operations.

A significant part of the Group's financial assets that are held to meet the cash outflows include cash equivalents and accounts receivables. Although accounts receivables are contractually collectible on a short-term basis, the Group expects continuous cash inflows. In addition, although the Group's short-term deposits are collectible at a short notice, the deposit base is stable over the long term as deposit rollovers and new deposits can offset cash outflows.

Moreover, the Group considers the following as mitigating factors for liquidity risk:

- It has available lines of credit that it can access to answer anticipated shortfall in sales and collection of receivables resulting from timing differences in programmed inflows and outflows.
- It has very diverse funding sources.
- It has internal control processes and contingency plans for managing liquidity risk. Cash flow reports and forecasts are reviewed on a weekly basis in order to quickly address liquidity concerns. Outstanding trade receivables are closely monitored to avoid past due collectibles.
- The Group regularly evaluates its projected and actual cash flows. It also continuously assesses conditions in the financial markets for opportunities to pursue fund-raising activities. Fund-raising activities may include bank loans and capital market issues both on-shore and off-shore which is included in the Group's corporate planning for liquidity management.

The following table summarizes the maturity profile of the Group's financial assets and financial liabilities as of December 31, 2024 and 2023, based on contractual undiscounted cash flows. The table also analyses the maturity profile of the Group's financial assets in order to provide a complete view of the Group's contractual commitments.

	2024				Total
	Within 1 year	Beyond 1 year up to 2 years	Beyond 2 years up to 3 years	Beyond 3 years	
Financial assets at amortized cost					
Cash and cash equivalents	₱34,298,524	₱-	₱-	₱-	₱34,298,524
Receivables - net					
Trade:					
Electricity sales	6,670,362	-	-	-	6,670,362
Real estate	4,188,769	-	-	-	4,188,769
General construction	1,428,557	2,052,473	150,760	83,659	3,715,449

(Forward)



	2024				Total
	Within 1 year	Beyond 1 year up to 2 years	Beyond 2 years up to 3 years	Beyond 3 years	
Coal mining	₱1,215,282	₱-	₱-	₱-	₱1,215,282
Cement	821,841	-	-	-	821,841
Nickel mining	244,628	-	-	-	244,628
Merchandising and others	117,365	-	-	-	117,365
Receivables from related parties	2,105,193	-	-	-	2,105,193
Other receivables	5,940,125	404	-	16,607	5,957,136
Other assets					
Refundable deposits	225,784	472,634	3,532	31,210	733,160
Deposit in escrow fund	528,911	-	-	-	528,911
	57,785,341	2,525,511	154,292	131,476	60,596,620
Other Financial Liabilities					
Short-term debt**	4,571,277	-	-	-	4,571,277
Accounts and other payables**	31,891,856	-	-	-	31,891,856
Liabilities for purchased land	532,240	406,438	7,111	133,570	1,079,359
Long-term debt*	12,252,676	13,171,904	24,349,903	40,136,327	89,910,810
Total undiscounted financial liabilities	49,248,049	13,578,342	24,357,014	40,269,897	127,453,302
Liquidity gap	₱8,537,292	(₱11,052,831)	(₱24,202,722)	(₱40,138,421)	(₱66,856,682)

*Including future interest payment.

**Excluding nonfinancial liabilities.

	2023				Total
	Within 1 year	Beyond 1 year up to 2 years	Beyond 2 years up to 3 years	Beyond 3 years	
Financial assets at amortized cost					
Cash and cash equivalents	₱32,158,078	₱-	₱-	₱-	₱32,158,078
Receivables - net					
Trade:					
Electricity sales	5,801,611	-	-	-	5,801,611
Real estate	₱3,319,660	₱-	₱-	₱-	₱3,319,660
General construction	4,011,467	-	-	-	4,011,467
Coal mining	5,945,199	-	-	-	5,945,199
Nickel mining	81,895	-	-	-	81,895
Merchandising and others	116,228	-	-	-	116,228
Receivables from related parties	2,450,235	-	-	-	2,450,235
Other receivables	3,351,305	-	-	-	3,351,305
Other assets					
Refundable deposits	2,163,914	382,741	13,648	-	2,560,303
Deposit in escrow fund	593,348	-	-	-	593,348
	59,992,940	382,741	13,648	-	60,389,329
Other Financial Liabilities					
Short-term debt**	1,194,190	-	-	-	1,194,190
Accounts and other payables**	30,119,151	-	-	-	30,119,151
Liabilities for purchased land	753,046	393,187	7,111	137,923	1,291,267
Long-term debt*	9,804,639	6,351,745	15,298,249	26,192,144	57,646,777
Total undiscounted financial liabilities	41,871,026	6,744,932	15,305,360	26,330,067	90,251,385
Liquidity gap	₱18,121,914	(₱6,362,191)	(₱15,291,712)	(₱26,330,067)	(₱29,862,056)

*Including future interest payment.

**Excluding nonfinancial liabilities.



b. *Market Risk*

Market risk is the risk of loss to future earnings, to fair values or to future cash flows that may result from changes in the price of a financial instrument. The value of a financial instrument may change as a result of changes in equity prices, market prices, interest rates and foreign currency exchange rates.

The sensitivity analyses have been prepared on the following bases:

- Equity price risk - movements in equity indices
- Market price risk - movements in one-year historical coal prices
- Interest rate risk – movement in market interest rate on unsecured bank loans
- Foreign currency risk - yearly movement in the foreign exchange rates

The assumption used in calculating the sensitivity analyses of the relevant income statement item is the effect of the assumed changes in respective market risks. This is based on the financial assets and financial liabilities held at December 31, 2024 and 2023.

c. *Equity Price Risk*

The Group's equity price risk exposure at year-end relates to financial assets whose values will fluctuate as a result of changes in market prices, principally, equity securities classified as Equity investment designated at FVOCI.

Quoted securities are subject to price risk due to changes in market values of instruments arising either from factors specific to individual instruments or their issuers or factors affecting all instruments traded in the market. The Group's market risk policy requires it to manage such risks by setting and monitoring objectives and constraints on investments; diversification plan; and limits on investment in each industry or sector.

The analyses below are performed for reasonably possible movements in the Philippine Stock Exchange (PSE) index for quoted shares and other sources for golf and club shares with all other variables held constant, showing the impact on equity:

	Change in variable		Effect on equity (Other comprehensive income)	
	2024	2023	2024	2023
PSE	-20.29% 20.29%	-33.30% +33.30%	(₱13,580) 13,580	(₱12,814) 12,814
Others	30.88% -30.88%	+19.93% -19.93%	20,670 (20,670)	7,669 (7,669)

The sensitivity analyses shown above are based on the assumption that the movement in PSE composite index and other quoted equity securities will be most likely be limited to an upward or downward fluctuation of 20.29% and 30.88% in 2024 and 33.30% and 19.93% in 2024 and 2023, respectively.

The Group, used as basis of these assumptions, the annual percentage change in PSE composite index and annual percentage change of quoted prices as obtained from published quotes of golf and club shares.

The impact of sensitivity of equity prices on the Group's equity excludes the impact on transactions affecting the consolidated statements of income.



d. *Commodity Price Risk*

Price risk is the risk that the fair value or future cash flows of a financial instrument will fluctuate because of changes in market prices (other than those arising from interest rate risk or currency risk), whether those changes are caused by factors specific to the individual financial instrument or its issuer, or factors affecting all similar financial instruments traded in the market.

Coal

The price that the Group can charge for its coal is directly and indirectly related to the price of coal in the world coal market. In addition, as the Group is not subject to domestic competition in the Philippines, the pricing of all of its coal sales is linked to the price of imported coal. World thermal coal prices are affected by numerous factors outside the Group's control, including the demand from customers which is influenced by their overall performance and demand for electricity. Prices are also affected by changes in the world supply of coal and may be affected by the price of alternative fuel supplies, availability of shipping vessels as well as shipping costs.

As the coal price is reset on a periodic basis under coal supply agreements, this may increase its exposure to short-term coal price volatility.

There can be no assurance that world coal prices will be sustained or that domestic and international competitors will not seek to replace the Group in its relationship with its key customers by offering higher quality, better prices or larger guaranteed supply volumes, any of which would have a materially adverse effect on the Group's profits.

To mitigate this risk, the Group continues to improve the quality of its coal and diversify its market from power industry, cement industry, other local industries and export market. This will allow flexibility in the distribution of coal to its target customers in such manner that minimum target average price of its coal sales across all its customers will still be achieved. Also, in order to mitigate any negative impact resulting from price changes, it is the Group's policy to set minimum contracted volume for customers with long term supply contracts for each given period (within the duration of the contract) and pricing is negotiated on a monthly basis to even out the impact of any fluctuation in coal prices, thus, protecting its target margin. The excess volumes are allocated to spot sales which may command different price than those contracted already since the latter shall follow pricing formula per contract.

Nevertheless, on certain cases temporary adjustments on coal prices with reference to customers following a certain pricing formula are requested in order to recover at least the cost of coal if the resulting price is abnormally low vis-à-vis cost of production (i.e., abnormal rise in cost of fuel, foreign exchange).

Below are the details of the Group's coal sales to the domestic market and to the export market (as a percentage of total coal sales volume):

	2024	2023
Domestic market	31.81%	33.59%
Export market	68.19%	66.41%
	100%	100%



The following table shows the effect on income before income tax should the change in the prices of coal occur based on the inventory of the Group as of December 31, 2024 and 2023 with all other variables held constant. The change in coal prices used in the simulation assumes fluctuation from the lowest and highest price based on 1-year historical price movements in 2024 and 2023.

Change in coal price	Effect on income before income tax	
	2023	2022
<i>Based on ending coal inventory</i>		
Increase by 62% in 2024 and 29% in 2023	₱290,758	₱774,424
Decrease by 62% in 2024 and 29% in 2023	(290,758)	(774,424)
<i>Based on coal sales volume</i>		
Increase by 64% in 2024 and 33% in 2023	₱4,779,123	₱13,164,053
Decrease by 64% in 2024 and 33% in 2023	(4,779,123)	(13,164,053)

e. *Interest Rate Risk*

Interest rate risk is the risk that the fair value or future cash flows of a financial instrument will fluctuate because of changes in market interest rates. The Group's exposure to market risk for changes in interest rates relates primarily to the Group's long-term debt obligations. The Group's policy is to manage its interest cost using a mix of fixed and variable rate debt.

The following table demonstrates the sensitivity of the Group's income before income tax and equity to a reasonably possible change in interest rates, with all variables held constant, through the impact on floating rate borrowings:

	2024		
	Change in basis points	Effect on income before income tax	
		Effect on equity	
Peso floating rate borrowings	+100 bps	(₱329,812)	(₱247,359)
	-100 bps	329,812	247,359
2023			
	Change in basis points	Effect on income before income tax	
		Effect on equity	
Peso floating rate borrowings	+100 bps	(₱108,537)	(₱81,403)
	-100 bps	108,537	81,403

The sensitivity analyses shown above are based on the assumption that the interest movements will be more likely be limited to hundred basis points upward or downward fluctuation in both 2024 and 2023. The forecasted movements in percentages of interest rates used were derived based on the Group's historical changes in the market interest rates on unsecured bank loans.



f. *Foreign Currency Risk*

Foreign currency risk is the risk that the future cash flows of a financial instrument will fluctuate because of changes in foreign exchange rates. The Group's currency risks arise mainly from cash and cash equivalents, receivables, accounts and other payable, short-term loans and long-term loans of the Group which are denominated in a currency other than the Group's functional currency. The effect on the Group's consolidated statements of income is computed based on the carrying value of the floating rate receivables as at December 31, 2024 and 2023.

The following tables demonstrates the sensitivity to a reasonably possible change in foreign exchange rates, with all variables held constant, of the Group's income before income tax (due to changes in the fair value of monetary assets and liabilities):

	Increase (decrease) in foreign currency rate		Effect on income before income tax (in PHP)	
	2024	2023	2024	2023
US Dollar ¹	+0.14%	+2.54%	(P881)	₱176,921
	-0.14%	-2.54%	881	(176,921)
Japanese Yen ²	+5.69%	+5.98%	3,848	4,152
	-5.69%	-5.98%	(3,848)	(4,152)
UK Pounds ³	+3.46%	+3.16%	11	1
	-3.46%	-3.16%	(11)	(1)
E.M.U. Euro ⁴	+5.19%	+1.61%	(1,431)	831
	-5.19%	-1.61%	1,431	(831)

1. The exchange rates used were ₱58.01 to \$1 and ₱55.57 to \$1 for the year ended December 31, 2024 and 2023, respectively.

2. The exchange rates used were ₱0.37 to ¥1 and ₱0.39 to ¥1 for the year ended December 31, 2024 and 2023, respectively.

3. The exchange rates used were ₱72.43 to £1 and ₱70.76 to £1 for the year ended December 31, 2024 and 2023, respectively.

4. The exchange rates used were ₱59.92 to €1 and ₱61.47 to €1 for the year ended December 31, 2024 and 2023, respectively.

Information on the Group's foreign currency-denominated monetary assets and liabilities and their Philippine Peso equivalents as of December 31, 2024 and 2023 follows:

2024

	U.S. Dollar	Japanese Yen	UK Pounds	E.M.U Euro	Equivalent in PHP
Financial assets					
Cash and cash equivalents	\$32,644	¥156,519	£4	€564	₱1,985,677
Receivables	20,929	26,845	–	381	1,246,771
	<u>53,573</u>	<u>183,364</u>	<u>4</u>	<u>945</u>	<u>3,232,448</u>
Financial liabilities					
Accounts payable and accrued expenses	(64,605)	–	–	(1,405)	(3,831,884)
Lease Liability	(3,622)	–	–	–	(210,112)
	<u>(68,227)</u>	<u>–</u>	<u>–</u>	<u>(1,405)</u>	<u>(4,041,996)</u>
	<u>(\$14,654)</u>	<u>¥183,364</u>	<u>£4</u>	<u>(€460)</u>	<u>(₱809,548)</u>



2023

	U.S. Dollar	Japanese Yen	UK Pounds	E.M.U Euro	Equivalent in PHP
Financial assets					
Cash and cash equivalents	\$154,455	¥152,131	£4	€486	₱8,668,206
Receivables	71,092	24,445	–	353	3,981,251
Advances	300	–	–	–	16,611
	<u>225,847</u>	<u>176,576</u>	<u>4</u>	<u>839</u>	<u>12,666,068</u>
Financial liabilities					
Accounts payable and accrued expenses	(100,264)	–	–	–	(5,571,280)
	<u>\$125,583</u>	<u>¥176,576</u>	<u>£4</u>	<u>€839</u>	<u>₱7,094,788</u>

The effect on the Group's income before tax is computed on the carrying value of the Group's foreign currency denominated financial assets and liabilities as at December 31, 2024 and 2023.

g. *Credit Risk*

Credit risk is the risk that one party to a financial instrument will cause a financial loss for the other party by failing to discharge an obligation. The Group's maximum exposure to credit risk for the components of the consolidated statements of financial position at December 31, 2024 and 2023 is the carrying amounts except for real estate receivables. The Group's exposure to credit risk arises from default of the counterparties which include certain financial institutions, real estate buyers, subcontractors, suppliers and various electric companies. Credit risk management involves dealing only with recognized, creditworthy third parties. It is the Group's policy that all counterparties who wish to trade on credit terms are subject to credit verification procedures. The Treasury Department's policy sets a credit limit for each counterparty. In addition, receivable balances are monitored on an ongoing basis. The Group's financial assets are not subject to collateral and other credit enhancement except for real estate receivables. As of December 31, 2024 and 2023, the Group's exposure to bad debts is significant for the power on-grid segment and those with doubtful of collection had been provided with allowance as discussed in Note 6.

Real estate contracts

Customer credit risk is managed by each business unit subject to the Group's established policy, procedures and control relating to customer credit risk management. Credit quality of a customer is assessed based on an extensive credit rating scorecard and individual credit limits are defined in accordance with this assessment. Outstanding customer receivables and contract assets are regularly monitored.

The Group uses vintage analysis approach to calculate ECLs for real estate receivables. The vintage analysis accounts for expected losses by calculating the cumulative loss rates of a given loan pool. It derives the probability of default from the historical data of a homogenous portfolio that share the same origination period. The information on the number of defaults during fixed time intervals of the accounts is utilized to create the probability of default model. It allows the evaluation of the loan activity from its origination period until the end of the contract period.

The assessment of the correlation between historical observed default rates, forecast economic conditions (inflation and interest rates) and ECLs is a significant estimate. The amount of ECLs is sensitive to changes in circumstances and of forecast economic conditions. The Group's historical credit loss experience and forecast of economic conditions may also not be representative of customer's actual default in the future.



The maximum exposure to credit risk at the reporting date is the carrying value of each class of financial assets disclosed in Note 6. Title of the real estate property is only transferred to the customer if the consideration had been fully paid. In case of default, after enforcement activities, the Group has the right to cancel the sale and enter into another CTS to another customer after certain proceedings (e.g. grace period, referral to legal, cancellation process, reimbursement of previous payments) had been completed. Given this, based on the experience of the Group, the maximum exposure to credit risk at the reporting date is nil considering that fair value less cost to repossess of the real estate projects is higher than the exposure at default (i.e., recovery rate is more than 100%). The Group evaluates the concentration of risk with respect to trade receivables and contract assets as low, as its customers are located in several jurisdictions and industries and operate in largely independent markets.

Electricity sales

The Group earns substantially all of its revenue from bilateral contracts, WESM and from various electric companies. WESM and the various electric companies are committed to pay for the energy generated by the power plant facilities.

Under the current regulatory regime, the generation rate charged by the Group to WESM is determined in accordance with the WESM Price Determination Methodology (PDM) approved by the ERC and are complete pass-through charges to WESM. PDM is intended to provide the specific computational formula that will enable the market participants to verify the correctness of the charges being imposed. Likewise, the generation rate charged by the Group to various electric companies is not subject to regulations and are complete pass-through charges to various electric companies.

Impairment analysis is performed at each reporting date using a provision matrix to measure expected credit losses. The provision rates are based on days past due for groupings of various customer segments with similar loss patterns (i.e., by geographical region, product type, customer type and rating, and coverage by letters of credit or other forms of credit insurance). The calculation reflects the probability-weighted outcome, the time value of money and reasonable and supportable information that is available at the reporting date about past events, current conditions and forecasts of future economic conditions.

Coal mining and nickel mining

The Group evaluates the financial condition of the local customers before deliveries are made to them. On the other hand, export sales are covered by sight letters of credit issued by foreign banks subject to the Group's approval, hence, mitigating the risk on collection.

The Group generally offers 80% of coal delivered payable within 30 days upon receipt of billing and the remaining 20% payable within 15 days after receipt of final billing based on final analysis of coal delivered.

Impairment analysis is performed at each reporting date using a provision matrix to measure expected credit losses. The provision rates are based on days past due for groupings of various customer segments with similar loss patterns (i.e., by geographical region, product type, customer type and rating, and coverage by letters of credit or other forms of credit insurance). The calculation reflects the probability-weighted outcome, the time value of money and reasonable and supportable information that is available at the reporting date about past events, current conditions and forecasts of future economic conditions.



General construction

The credit risk for construction receivables is mitigated by the fact that the Group can resort to carry out its contractor's lien over the project with varying degrees of effectiveness depending on the jurisprudence applicable on location of the project. A contractor's lien is the legal right of the Group to take over the projects-in-progress and have priority in the settlement of contractor's receivables and claims on the projects-in-progress and have priority in the settlement of contractor's receivables and claims on the projects in progress is usually higher than receivables from and future commitments with the project owners. Trade and retention receivables from project owners are normally high standard because of the creditworthiness of project owners and collection remedy of contractor's lien accorded contractor in certain cases.

Cement Manufacturing

The Group has developed policies for the authorization of credit to customers. The exposure to credit risk is monitored constantly according to the behavior of payment of the debtors. Credit is assigned on a customer-by-customer basis and is subject to assessments which consider the customers' payment capacity, as well as past behavior regarding due dates, balances past due and delinquent accounts. In cases deemed necessary, the Group requires cash bonds from its customers and financial counterparties with regard to financial assets, which can be called upon if the counterparty is in default under the terms of the agreement. The Group has established a policy which analyzes the creditworthiness of each new client individually before offering the general conditions of payment terms and delivery, and the review includes external ratings, when references are available, and in some cases bank references. Threshold of credit limits are established for each client, which represent the maximum credit amount that requires different levels of approval. Customers who do not meet the levels of solvency requirements imposed by the Group can only carry out transactions by paying cash in advance.

The provision matrix is initially based on the Group's historical observed default rates. The Group will calibrate the matrix to adjust the historical credit loss experience with forward-looking information.

Generally, trade receivables are written off when deemed unrecoverable and are not subject to enforcement activity. The maximum exposure to credit risk at the reporting date is the carrying value of each class of financial assets.

With respect to the credit risk arising from the other financial assets of the Group, which comprise cash and cash equivalents, the Group's exposure to credit risk arises from default of the counterparty, with a maximum exposure equal to the carrying amount of these instruments. The Group transacts only with institutions or banks that have proven track record in financial soundness.

Given the Group's diverse base of counterparties, it is not exposed to large concentrations of credit risk.



The tables below present the summary of the Group's exposure to credit risk as of December 31 and show the credit quality of the assets by indicating whether the assets are subjected to the 12-month ECL or lifetime ECL.

	2024			Total
	12-month ECL	Lifetime ECL Not credit impaired	Lifetime ECL Credit impaired	
Cash in bank and cash equivalents*	₱34,249,521	₱-	₱-	₱34,249,521
Receivables				
Trade				
Electricity sales	-	5,021,368	1,648,994	6,670,362
Real estate	-	4,188,769	-	4,188,769
General construction	-	3,715,449	-	3,715,449
Coal mining	-	1,173,354	41,928	1,215,282
Cement sales	-	732,831	89,010	821,841
Nickel mining	-	244,628	-	244,628
Merchandising and others	-	117,365	-	117,365
Receivable from related parties	-	2,105,193	-	2,105,193
Other receivables	-	5,734,605	205,520	5,940,125
Refundable deposits	733,160	-	-	733,160
Deposit in escrow funds	528,911	-	-	528,911
Total	₱35,511,592	₱23,033,562	₱1,985,452	₱60,530,606

*Excludes cash on hand amounting to ₱49,003

The Group did not accrue any interest income on impaired financial assets.

	2023			Total
	12-month ECL	Lifetime ECL Not credit impaired	Lifetime ECL Credit impaired	
Cash in bank and cash equivalents*	₱32,130,677	₱-	₱-	₱32,130,677
Receivables				
Trade				
Electricity sales	-	4,892,360	909,251	5,801,611
Real estate	-	3,319,660	-	3,319,660
General construction	-	4,011,467	-	4,011,467
Coal mining	-	5,903,272	41,927	5,945,199
Nickel mining	-	81,895	-	81,895
Merchandising and others	-	116,228	-	116,228
Receivable from related parties	-	2,450,235	-	2,450,235
Other receivables	-	2,489,989	861,316	3,351,305
Refundable deposits	2,560,303	-	-	2,560,303
Deposit in escrow funds	593,348	-	-	593,348
Total	₱35,284,328	₱23,265,106	₱1,812,494	₱60,361,928

*Excludes cash on hand amounting to ₱27,401

Fair Value of Financial Instruments

The table below presents a comparison by category of carrying amounts and estimated fair values of all the Group's financial instruments as of December 31, 2024 and 2023:

	2024		2023	
	Carrying Value	Fair Value	Carrying Value	Fair Value
Financial assets at amortized cost				
Cash and cash equivalents				
Cash in banks	₱12,769,838	₱12,769,838	₱8,211,582	₱8,211,582
Cash equivalents	21,479,683	21,479,683	23,919,095	23,919,095

(Forwards)



	2024		2023	
	Carrying Value	Fair Value	Carrying Value	Fair Value
Receivables - net				
Trade				
Electricity sales	₱5,021,368	₱5,021,368	₱4,215,308	₱4,215,308
Real estate	4,188,769	4,188,769	3,319,660	3,319,660
General construction	3,715,449	3,715,449	4,011,467	4,011,467
Coal mining	1,173,354	1,173,354	5,903,271	5,903,271
Cement	732,831	732,831	–	–
Nickel mining	244,628	244,628	81,895	81,895
Merchandising and others	117,365	117,365	116,228	116,228
Receivable from related parties	2,105,193	2,105,193	2,450,235	2,450,235
Other receivables	5,734,605	5,734,605	3,167,042	3,167,042
Refundable deposits	733,160	733,160	2,560,303	2,560,303
Deposit in escrow fund	528,911	528,911	593,348	593,348
	24,295,633	24,295,633	26,418,757	26,418,757
Equity investment designated at FVOCI				
Quoted securities	294,830	294,830	227,494	227,494
Unquoted securities	2,177	2,177	2,177	2,177
	297,007	297,007	229,671	229,671
	₱24,592,640	₱24,592,640	₱26,648,428	₱26,648,428
Other Financial Liabilities				
Accounts and other payables*	₱24,344,391	₱24,344,391	₱23,286,504	₱23,286,504
Liabilities for purchased land	1,079,3598	1,013,086	1,291,267	1,019,634
Short-term and long-term debt	68,126,222	60,689,635	49,469,322	52,165,226
	₱103,264,211	₱86,047,112	₱74,047,093	₱76,471,364

*Excludes liabilities to the government

Financial assets

The fair values of cash and cash equivalents and receivables approximate their carrying amounts as of reporting dates due to the short-term nature of the transactions.

Refundable deposits are carried at cost since these are mostly deposits to a utility company as a consequence of its subscription to the electricity services of the said utility company needed for the Group's residential units.

Financial liabilities

The fair values of accounts and other payables and accrued expenses and payables to related parties approximate their carrying amounts as of reporting dates due to the short-term nature of the transactions.

Estimated fair value of long-term fixed rate loans and liabilities for purchased land are based on the discounted value of future cash flows using the applicable rates for similar types of loans with maturities consistent with those remaining for the liability being valued. For floating rate loans, the carrying value approximates the fair value because of recent and regular repricing (quarterly) based on market conditions.

The discount rates used for long-term debt range from 4.88% to 4.97% and 4.59% to 7.11% in 2024 and 2023, respectively. The discount rates used for liabilities for purchased land range from 6.10% to 6.18% in 2024 and 5.87% to 5.94% in 2023.

Fair values of receivables, long-term debt, liabilities for purchased land and investment properties are based on level 3 inputs while that of quoted Equity investment designated at FVOCI and financial assets at FVTPL are from Level 1 inputs.



Asset held-for-sale

The fair value less costs to sell is the estimated price that would be received to sell an asset in an orderly transaction between market participants at the measurement date. This was based from offers received from buyers in the advanced stage of negotiations, conducted at arm's length, for similar assets or observable market prices less incremental costs of disposing the asset (e.g. dismantling and handling costs). The fair value of asset held-for-sale is based on level 3 inputs.

There has been no reclassification from Level 1 to Level 2 or 3 category as of December 31, 2024 and 2023.

36. Contingencies and Commitments

a. Effectivity of Revenue Regulations (RR) 1-2018

On January 5, 2018, RR 1-2018 took effect pursuant to the effectivity of the Tax Reform for Acceleration and Inclusion (TRAIN) law beginning January 1, 2018. Among others, the new tax law raised the excise tax rates on domestic and imported coal from ₱10.0 per metric ton (MT) to ₱50.0 per MT in the first year of implementation, ₱100.0/MT in the second year, and ₱150.0/MT in the third and succeeding years. Based also on the RR, coal produced under coal operating contracts entered into by the Government pursuant to PD No. 972, as well as those exempted from excise tax on mineral products under other laws, shall now be subject to the applicable rates beginning January 1, 2018.

On February 21, 2018, the Group requested for a clarification on this with the tax bureau and submitted a supplemental letter explaining why the excise tax provisions on coal under the TRAIN law will not apply to the Group under the terms and conditions of its COC with the DOE. In response, on December 17, 2018, Revenue Memorandum Circular (RMC) No. 105-2018 was issued, clarifying the payment of excise tax on domestic coal sales and specifically identifying the Group as merely a collecting agent (the Group collected from customers and remitted to the tax bureau). The RMC did not provide for the excise tax treatment of export coal sales (per RMC, this will be tackled in a separate revenue memorandum issuance), but management believes that the Group is similarly not liable for this under the terms of its existing COC. Given this, management believes that both the timing and the amount of excise tax on exported coal that will be due from the Group, if any, are uncertain as of December 31, 2024 and 2023 and will only be confirmed when the said issuance will be issued by the tax bureau.

b. Operating Lease Commitment - as a Lessee

Land Lease Agreement

The Group entered into an LLA with PSALM for the lease of land where the Power Plant is situated, for the period of 25 years, renewable for another 25 years upon mutual agreement. In 2009, the Group paid US\$3.19 million or its Peso equivalent ₱150.57 million as advance rental for the 25-year land lease.

Provisions of the LLA include that the Group has the option to buy the Option Assets upon issuance of an Option Existence Notice (OEN) by the lessor. Option assets are parcels of land that form part of the leased premises which the lessor offers for sale to the lessee.



The Group was also required to deliver and submit to the lessor a performance security in the form of Stand-by Letter of Credits. As of December 31, 2023, SBLC issued for this purpose has a value of US\$0.54 million. The Performance Security shall be maintained by the Company in full force and effect continuously without any interruption until the Performance Security expiration date. The Performance Security initially must be effective for the period of one year from the date of issue, to be replaced prior to expiration every year thereafter and shall at all times remain valid.

In the event that the lessor issues an OEN and the Group buy the option assets, the land purchase price should be equivalent to the highest of the following and/or amounts:

(i) assessment of the Provincial Assessors of Batangas Province; (ii) the assessment of the Municipal or City Assessor having jurisdiction over the particular portion of the leased premises; (iii) the zonal valuation of Bureau of Internal Revenue or, (iv) 21.00 per square meter (dollar). Valuation basis for (i) to (iii) shall be based on the receipt of PSALM of the option to exercise notice.

The exchange rate to be used should be the Philippine Dealing Exchange rate at the date of receipt of PSALM of the option to exercise notice.

On July 12, 2010, PSALM issued an OEN and granted the Group the “Option” to purchase parcels of land (Optioned Assets) that form part of the leased premises. The Group availed of the “Option” and paid the Option Price amounting to US\$0.32 million (₱14.72 million) exercisable within one year from the issuance of the Option Existence Notice.

On April 28, 2011, the Group sent a letter to PSALM requesting for the assignment of the option to purchase a lot with an area of 82,740 square meters in favor of its Parent Company. On May 5, 2011, PSALM approved the assignment. On June 1, 2011, the Group exercised the land lease option at a purchase price of ₱292.62 million and is included as part of “Property, plant and equipment”.

On October 12, 2011, the Group reiterated its proposal to purchase the remainder of the Leased Premises not identified as Optioned Assets. One of the salient features of the proposal included the execution of Contract to Sell (CTS) between the Group and PSALM. This included the proposal of the Group to assign its option to purchase and sub-lease in favor of SLPGC.

On February 13, 2012, PSALM held off the approval of the proposal to purchase the portion of Calaca Leased Premises not identified as Optioned Assets, subject to further studies. On the same date, PSALM Board has approved the Group’s request to sub-lease a portion of the Calaca Leased Premises to SLPGC for the purpose of constructing and operating a power plant.

On February 14, 2014, the Group reiterated its proposal to purchase the Calaca Leased Premises not identified as Optioned Assets.

On February 1, 2017, the Group again reiterated to PSALM its proposal to purchase the Calaca Leased Premises.

On August 15, 2017, the Group exercised its option to purchase for a lot with an area of 9,548 square meters at a price of ₱10.56 million.

On September 24, 2019, PSALM informed SCPC regarding lots ready for OEN issuance. On February 11, 2020, SCPC wrote PSALM seeking clarifications on the status of lots available for OEN.



On June 30, 2021, the Group exercised its option to purchase lots with a total area of 19,304 square meters for a consideration of ₱43.11 million (see Notes 13 and 33).

On December 27, 2023, PSALM wrote informing the Company that certain lots with an area of 389,357 square meters may be considered for OEN issuance under the principle of “just cause of exclusive possession”. The Company, in its letter dated January 24, 2024, to PSALM inquired if an adjustment in the final price of lots can be made since titles have yet to be issued to PSALM and since portions of the lots are submerged in seawater. PSALM replied on January 29, 2024, and reiterated the OEN when issued will be an “as-is-where-is” basis. To date, the Company has yet to consider whether to accede to the position of PSALM.

Foreshore lease

On April 2009, National Power Corporation (NAPOCOR or “NPC”) and the Department of Environment and Natural Resources -CENRO (DENR-CENRO) entered to a 25-year foreshore lease agreement. On July 29, 2009, DMCI HI won the open and competitive bidding of the 600MW Batangas Coal-Fired Thermal Power Plant conducted by PSALM. Subsequently, the rights of DMCI HI on the 600MW Batangas Coal-Fired Thermal Power Plant was assigned to SCPC. PSALM and SCPC executed the Deed of Sale on the power plant. On December 29, 2011, NPC transferred its rights over the foreshore lease with DENR-CENRO thru an execution of Deed of Assignment in which the Group unconditionally agrees to assume all rights and obligations under the Foreshore Lease Agreement. Lease payments is subject to reappraisal every 10 years of the contract. On the first 10 years of the lease, the rate is ₱2.65 million. The rate was reappraised in May 3, 2019. Starting April 2019, the rate will be ₱3.88 million until reappraised in 2029. Refer to Note 14 for the information and related disclosures.

- c. Application for Approval of the ASPA between the Group and NGCP, with Prayer for the Issuance of Provisional Authority

On July 12, 2018, the Group and NGCP filed an application for approval of the ASPA, with a prayer for the issuance of provisional authority, docketed as ERC Case No. 2018-074-RC, where NGCP agreed to procure and the Group agreed to supply ancillary services in the form of regulating reserve under a firm and non-firm arrangement and contingency reserve and dispatchable reserve under a non-firm arrangement.

Both parties filed their joint pre-trial brief and filed their compliance with the jurisdictional requirements before the ERC. On October 11, 2018, the case was set for jurisdictional hearing, expository presentation, pre-trial conference and evidentiary hearing. ERC directed the Group and NGCP to submit additional documents to file its formal offer of evidence.

On November 9, 2018, the Group and NGCP filed their formal offer of evidence and compliance.

On May 21, 2019, the Group received the ERC Order dated May 20, 2019 granting interim relief in favor of the Group and NGCP to implement the ASPA. The ERC Order, however, disallowed the recovery of the cost of minimum stable load (Pmin) Capacity of the gas turbine.

On June 6, 2019, the Group filed a Motion for Partial Reconsideration with Manifestation of the Order dated May 20, 2019 praying for the recovery of the cost Pmin Capacity of 2 MW.

On September 5, 2019, the ERC resolved to deny the Group’s Motion for Partial Reconsideration with Manifestation for lack of merit.



On November 19, 2019, the Group and NGCP filed their Joint Manifestation with Motion to Withdraw in view of the decision to terminate the ASPA. As of March 3, 2021, ERC has yet to rule on the Joint Manifestation with Motion to Withdraw filed by the Group and NGCP.

While no supply agreement has been secured yet, the plant is being used by the Group for electricity generation and sale through WESM.

On July 12, 2021, the Group received an order from the ERC dated June 22, 2021 requiring both NGCP and the Group to comply with DOE Department Circular No. DC2019-12-0018 or Adopting a General Framework Governing the Provision and Utilization of Ancillary Services in the Grid. The Group manifested to the ERC that the circular is no longer applicable as the ASPA has long been terminated as jointly manifested to the ERC in November 19, 2019.

The ERC has yet to rule on the Motion to Withdraw filed jointly by NGCP and the Group.

d. DMCI Joint ventures and consortium agreements

DMCI entered into the following joint venture and consortium agreements:

2017

- *Cebu Link Joint Venture (CLJV)*, unincorporated joint venture between Acciona Construccion S.A, First Balfour, Inc and DMCI and is engaged in Engineering, Procurement and Construction contract related to the concession for the Cebu-Cordova Link Expressway. Corresponding interest of DMCI in CLJV is at 15%.

2018

- *Taisei DMCI Joint Venture (TDJV)*, unincorporated joint venture between Taisei Corporation and DMCI and is engaged to construct the elevated structures, stations and depot of the North-South Commuter Railways Project (Malolos-Tutuban; the Project). Corresponding interest of DMCI in TDJV is at 49%.
- *VA Tech Wabag-DMCI Joint Venture*, unincorporated joint venture between VA Tech Wabag Limited and DMCI and is engaged in the rehabilitation, retrofitting and process improvement of La Mesa Water Treatment Plant 2 Project. The scope of work and allocation of contract price is agreed by the partners in the consortium agreement.

2019

- *Marubeni-DMCI Consortium*, consortium between Marubeni Corporation and DMCI and is engaged for the Procurement of Trackwork, Electrical and Mechanical Systems and Integration with Existing System for LRT 2 - East (Masinag) Extension Project. The scope of work and allocation of contract price is agreed by the partners in the consortium agreement. DMCI was allocated 29% of total contract price.
- *PBD Joint Venture (PBDJV)*, unincorporated joint venture between Prime Metro BMD Corporation and DMCI and is engaged to construct the Solaire Metro North. Corresponding interest of DMCI in PBDJV is at 50%.
- *AA-DMCI Consortium*, consortium between Acciona Agua, S.A and DMCI and is engaged for the design and build of 150 MLD Laguna Lake Water Treatment Plant . The scope of work and allocation of contract price is agreed by the partners in the consortium agreement. DMCI allocated is 60% of total contract price.



2021

- *Acciona DMCI SCRP02 JV*, unincorporated joint venture between DMCI and Acciona Construction Philippines Inc. to undertake building and civil engineering works for approximately 7.90 km of railway viaduct structure including elevated station at España, Santa Mesa and Paco in relation to DOTr's South Commuter Railway Project. The respective interests of the Parties in the Joint Venture are 65% to Acciona and 35% to DMCI. The Joint Venture was registered with the BIR on June 19, 2023.

2022

- *NCC-DMCI Joint Venture*, unincorporated joint venture between DMCI and Nishimatsu Construction Co., Ltd. The joint venture is registered with the BIR on December 15, 2022 to construct two underground stations (Quezon Avenue and East Avenue) of the Metro Manila Subway Station project of the Department of Transportation (DOTr). The respective interests of the Parties in the Joint Venture are 67% to Nishimatsu and 33% to DMCI.

e. Others

The Group is a party to certain proceedings and legal cases with other parties in the normal course of business. The ultimate outcome of these proceedings and legal cases cannot be presently determined. Management, in consultation with its legal counsels, believes that it has substantial legal and factual bases for its positions and is currently of the opinion that the final resolution of these claims will not have a material effect on the financial statements.

The Group is also contingently liable with respect to certain taxation matters, lawsuits and other claims which are being contested by management, the outcome of which are not presently determinable. Management believes that the final resolution of these claims will not have a material effect on the Group financial statements. The information usually required by PAS 37, *Provisions, Contingent Liabilities and Contingent Assets*, is not disclosed on the grounds that it can be expected to prejudice the outcome of pending assessments, lawsuits and claims.

37. Other Matters

a. Electric Power Industry Reform Act (EPIRA)

WESM

With the objective of providing competitive price of electricity, the EPIRA authorized DOE to constitute an independent entity to be represented equitably by electric power industry participants and to administer and operate WESM. WESM will provide a mechanism for identifying and setting the price of actual variations from the quantities transacted under contracts between sellers and purchasers of electricity.

In addition, the DOE was tasked to formulate the detailed rules for WESM which include the determination of electricity price in the market. The price determination methodology will consider accepted economic principles and should provide a level playing field to all electric power industry participants. The price determination methodology was subject to the approval of the ERC.

In this regard, the DOE created PEMC to act as the market operator governing the operation of WESM. On June 26, 2006, WESM became operational in the Luzon grid and adopts the model of a "gross pool, net settlement" electricity market.



In 2017, the Board of PEMC has approved the transition plan for the creation of an independent market operator (IMO), paving the way for the state firm to finally relinquish control of the WESM.

On February 4, 2018, the DOE published Department Circular No. DC2018-01-0002, “Adopting Policies for the Effective and Efficient Transition to the Independent Market Operator for the Wholesale Electricity Spot Market”. This Circular shall take effect immediately after its publication in two (2) Newspapers of general circulation and shall remain in effect until otherwise revoked. Pursuant to Section 37 and Section 30 of the EPIRA, jointly with the electric power participants, the DOE shall formulate the detailed rules for the wholesale electricity spot market. Said rules shall provide the mechanism for determining the price of electricity not covered by bilateral contracts between sellers and purchasers of electricity users. The price determination methodology contained in said rules shall be subject to the approval of ERC. Said rules shall also reflect accepted economic principles and provide a level playing field to all electric power industry participants.

On September 26, 2018, the Independent Electricity Market Operator of the Philippines, Inc. (IEMOP) assumed the market operator functions and services related to WESM, including overseeing market settlements, monitoring market performance, and ensuring compliance with market rules and regulations. IEMOP’s mandate is based on Section 30 of EPIRA and DOE Department Circular No. DC2018-01-0002. As the acknowledged and confirmed entity charged with the duty to act as WESM’s independent market operator, IEMOP is responsible for determining the spot market price of electricity based on the bidding process between suppliers and buyers in real-time.

b. Clean Air Act

On November 25, 2000, the Implementing Rules and Regulations (IRR) of the Philippine Clean Air Act (PCAA) took effect. The IRR contains provisions that have an impact on the industry as a whole and on the Group in particular, that need to be complied with within 44 months (or until July 2004) from the effectivity date, subject to the approval by Department of Environment and Natural Resources. The power plant of the Group uses thermal coal and uses a facility to test and monitor gas emissions to conform to Ambient and Source Emissions Standards and other provisions of the Clean Air Act and its IRR. Based on the Group’s initial assessment of its power plant’s existing facilities, it believes that it is in full compliance with the applicable provisions of the IRR of the PCAA as of December 31, 2024 and 2023.

c. Coal Moratorium Policy

On December 22, 2020, the DOE issued an advisory on the moratorium of endorsements for greenfield coal-fired power projects in line with improving sustainability of the Philippines’ electric power industry (“Coal Moratorium Policy”). Pursuant to the Coal Moratorium Policy, the DOE is enjoined from processing applications for greenfield coal-fired power generation facility projects requesting for endorsements. However, explicitly excluded from the Coal Moratorium Policy are existing and operational coal-fired power generation facilities as well as those considered as *i)* committed power projects; *ii)* existing power plant complexes which already have firm expansion plans and existing land site provision; and *iii)* indicative power projects with substantial accomplishments.

On July 19, 2024, the DOE, through its Electric Power Industry Management Bureau, clarified the coverage of the Coal Moratorium Policy and emphasized the exclusion of coal-fired plants that specifically fall under the exceptions. DOE also clarified its ministerial process in



operationalizing its Coal Moratorium Policy. It stated that once a request for certification of non-coverage is applied by a project proponent, the DOE ministerially issues a confirmation after verification and in accordance with the guidelines stated in the Coal Moratorium Policy.

d. Competitive Selection Process (CSP)

On June 11, 2015, DOE Circular No. DC2015-06-0008, “Mandating All Distribution Utilities to Undergo CSP In Securing PSAs”, was signed, requiring all Distribution Utilities (DUs) to conduct a CSP in procuring PSAs. The CSP shall be conducted by a qualified third party duly recognized by the DOE and ERC and, in the case of Electric Cooperatives (ECs), shall be recognized by the National Electrification Administration (NEA). The CSP shall conform with aggregation of DU’s un-contracted demand requirement, annual conduct of CSP, and a uniform PSA Template on the terms and conditions to be issued by the ERC and DOE. The circular does not apply to PSAs with tariff rates already approved and/or have been applied for approval by the ERC before the effectivity of the circular. The DOE shall enforce and monitor compliance and the penalty provision through ERC.

On October 20, 2015, the DOE and ERC released Joint Resolution No. 1 (2015), “A Resolution Enjoining All Distribution Utilities to Conduct Competitive Selection Process (CSP) in the Procurement of Supply for Their Captive Market”. The DOE and ERC recognize that CSP in the procurement of PSAs by the DUs engenders transparency, enhances security of supply, and ensure stability of electricity prices to captive electricity end-users in the long-term.

On the same day, the ERC signed Resolution No. 13, Series of 2015, “A Resolution Enjoining All Distribution Utilities to Conduct Competitive Selection Process (CSP) in the Procurement of Supply for Their Captive Market”. The resolution prescribes that all PSAs shall be awarded to the winning Generation Company following a successful transparent CSP, or by Direct Negotiation in the event of two (2) failed CSPs, and that DUs may adopt any accepted form of CSP. This resolution does not apply to PSAs already filed with the ERC as of its effectivity.

On March 15, 2016, the ERC released Resolution No. 1 Series of 2016, “A Resolution Clarifying the Effectivity of ERC Resolution No.13, series of 2015”. The resolution postponed the effectivity of ERC Resolution No.13, Series of 2015 to April 30, 2016. All PSAs executed on or after the said date shall be required, without exception, to comply with the provisions of the CSP resolution. There should be at least two qualified bids for the CSP to be considered as successful and lastly, the DU shall adopt the Terms of Reference prescribed in Section 2 of ERC Resolution No. 13, Series of 2015. On PSA’s with provisions on automatic renewal or extension of term, it shall apply that PSA’s approved by ERC or filed before the effectivity of Resolution No. 1, may have one (1) automatic renewal or extension for a period not exceeding one (1) year from the end of their respective terms. There will be no automatic renewal or extension of PSAs upon effectivity of Resolution No. 1.

On February 9, 2018, the DOE published Department Circular No. DC2018-02-0003, “Adopting and Prescribing the Policy for the Competitive Selection Process in the Procurement by the Distribution Utilities of Power Supply Agreement for the Captive Market”.

On July 4, 2023, the DOE issued Department Circular No. 2023-06-0021, entitled “Prescribing the Policy for the Mandatory Conduct of the Competitive Selection Process by the Distribution Utilities for the Procurement of Power Supply for their Captive Market” (“DOE 2023 CSP Policy”). The DOE 2023 CSP, which took effect on July 19, 2023, aims to ensure that the procurement of power supply for the captive market is done in a transparent, competitive, and fair manner. Hence, distribution utilities (DUs) are required to conduct CSP before entering into



contracts for the procurement of power supply. The CSP aims to ensure that the prices of power supply are competitive and beneficial for end consumers. The CSP includes *i)* Pre-Qualification, wherein interested bidders must meet the pre-qualification requirements set by the DU; *ii)* bidding process, which must be open, with clear guidelines for the submission and evaluation of bids; and *iii)* awarding, where power supply contracts are awarded to the most qualified bidder, considering factors such as price, capacity, and terms of the offer. The DOE 2023 CSP Policy also enumerates cases that are exempt from the mandatory CSP process, such as negotiated procurements through an emergency power supply agreement (EPSA).

The DOE 2023 CSP Policy explicitly repealed DC Nos. DC2015-06-0008, DC2018-02-0003, DC2021-09-0030, and DC2022-06-0027.

Pursuant to the DOE 2023 CSP Policy, the ERC was directed to issue implementing guidelines in the conduct of CSP and evaluation of Power Supply Agreements. Likewise, the National Electrification Administration (NEA) was also mandated to issue guidelines in support of the ERC's guidelines on Electric Cooperative's (EC) conduct of CSP.

Hence, on October 3 2023, the ERC issued Resolution No. 16, series of 2023, entitled "Implementing Guidelines for the Procurement, Execution, and Evaluation of the Power Supply Agreements entered into by Distribution Utilities for the Supply of Electricity to their Captive Market." Through said Resolution, the ERC established the compliance requirements and laid out the penalties for DUs and ECs if they fail to follow the CSP procedures. The mandatory conduct of CSP for all DUs and ECs is emphasized to ensure that power procurement is done in a competitive manner. The Resolution also mandates that all bids be evaluated based on clearly defined criteria, which include price, contract terms, and supply reliability.

Subsequently, on November 20, 2023, NEA issued Memorandum No. 2023-57, entitled "Adoption of the National Electrification Administration Competitive Selection Process Guidelines Implementing the Department of Energy's Department Circular No. DC2023-06-0021 and the Energy Regulator Commission Resolution No. 16, series of 2023" (the "NEA 2023 CSP Guidelines). Said Guidelines was filed with the University of the Philippines Law Center on November 21, 2023 and took effect fifteen days thereafter. Similar to the objectives of DOE 2023 CSP Policy and ERC Resolution No. 16, s. 2023, the NEA 2023 CSP Guidelines aims to implement a structured and transparent CSP for the procurement of power. It provides for an operational framework for ECs when conducting CSP, which will be under the oversight and compliance monitoring of NEA.

e. Retail Competition and Open Access (RCOA)

Under Section 31 of the Electric Power Industry Reform Act (EPIRA) of 2001, RCOA shall be implemented. In Retail Competition, the Contestable Market are provided electricity by Retail Suppliers through Open Access, wherein qualified Persons are allowed to use the Transmission, and/or Distribution Systems and their associated facilities. The implementation of RCOA is subject to the following conditions; a. Approval of the unbundled transmission and distribution wheeling charges; b. initial implementation of the cross subsidy removal scheme; c. Establishment of the WESM; d. Privatization of at least 70% of the total capacity of generating assets of NPC in Luzon and Visayas; and e. Transfer of the management and control of at least 70% of the total energy output of power plants under contract with NPC to the IPP Administrators.



Upon satisfying these conditions, the ERC declared December 26, 2012 as the Open Access Date where end-users who have an average monthly peak demand for the preceding twelve (12) months, as indicated by a single utility meter, of at least 1MW (the threshold level) qualifies as Contestable Customers (CCs) making up the Contestable Market (Phase 1). After a six-month Transition Period, on June 26, 2013, Retail Supply Contracts (RSCs) entered into by and between the Ccs and their chosen Suppliers were implemented. Phase 2 implementation was set to begin two (2) years after Phase 1. During Phase 2, the threshold level shall be reduced to 750 kW and Aggregators shall be allowed to supply electricity to End-users whose aggregate monthly average peak demand within a Contiguous Area is at least 750 kW. Subsequently and every year thereafter, the ERC shall evaluate the performance of the market.

On the basis of such evaluation, it shall gradually reduce the threshold level until it reaches the household demand level.

On May 12, 2016, ERC Resolution No. 10 (2016), “A Resolution Adopting the Revised Rules for Contestability”, was signed. These revised rules aim to clarify and establish the conditions and eligibility requirements for End-users to be part of the Contestable Market; to set the threshold level for the Contestable Market; to ensure the efficient transition towards full contestability and to ensure consumer protection and enhance the competitive operation of the retail electricity market.

The Resolution states that the Threshold Reduction Date covering End-users with an average monthly peak demand of at least 750 kilowatts (750 kW) for the preceding twelve (12) months, is set to June 26, 2016. Thus, on such date, all End-users with an average monthly peak demand of at least 1 MW (1MW Customers) and 750 kW (750kW Customers), which have been issued Certificates of Contestability by the ERC, shall be allowed to contract with any RES on a voluntary basis. Thereafter, an End-user with an average monthly peak demand of at least 1MW is hereby mandated to enter into RSC with a RES by its mandatory contestability date of December 26, 2016 (This was moved by the ERC to February 26, 2017 through ERC Resolution No. 28 (2016), “Revised Timeframe for Mandatory Contestability, Amending Resolution No. 10, series of 2016, entitled Revised Rules for Contestability” signed on November 15, 2016. Subsequently, an End-user with an average monthly peak demand of at least 750kW is hereby mandated to enter into an RSC with a RES by its mandatory contestability date of June 26, 2017. The lowering of the threshold to cover an end-user with an average monthly peak demand of at least 500kW is set on June 26, 2018, subject to the review of the performance of the retail market by the ERC. Corollary, in its review of the performance of the retail market, the ERC shall establish a set of criteria as basis for the lowering of the contestability threshold. Retail Aggregation shall subsequently be allowed on June 26, 2018. During this phase, suppliers of electricity shall be allowed to contract with end-users whose aggregate demand within a Contiguous Area is at least 750 kW. Retail Competition and Open Access shall be effective only in grids where the WESM is operational.

On February 21, 2017, the Supreme Court issued a Temporary Restraining Order (TRO), G.R. No. 228588, on the implementation of several ERC Resolutions and a DOE Circular concerning the RCOA. ERC Res 10 & 28, Series of 2016 were among them. In a joint advisory on February 24, 2017, the DOE, ERC and PEMC said that they are in a process of drafting a general advisory for the guidance of RCOA Stakeholders. Issues to be considered are: 1) those who have already executed RSCs and were already registered and switched shall continue to honor their respective RSCs; 2) ongoing applications for registration filed before the Central Registration Body (CRB) may proceed voluntarily; 3) applicants who wish to withdraw or defer their registration before the CRB may do so consistent with the Retail Market Rules provided that the CRB shall not be liable for any legal repercussions that may arise out of the contestable



customers' contractual obligations; and 4) remaining contestable customers who have not yet secured their RSCs may continue to negotiate and exercise their power to choose.

The ERC recently issued Resolution No. 13, series of 2024, entitled "A Resolution Adopting the Omnibus Rules for Customer Choice Programs in the Retail Market," and dated August 14, 2024. The Resolution, which took effect on September 6, 2024, aims to establish a comprehensive set of rules governing various Customer Choice Programs in the retail electricity market. It details mechanisms available to eligible end-users through which they can switch to and avail of the following Customer Choice Programs: *i*) Competitive Retail Electricity Market Program (CREM); *ii*) Green Energy Option Program (GEOP), and *iii*) the Retail Aggregation Program (RAP). Switching end-users must meet the demand threshold for eligibility to participate in the CREM, GEOP, and RAP.

f. Renewable Portfolio Standards (RPS)

The implementation of the RPS is an important development for the Renewable Energy (RE) Market, and impacts the public as a whole. Republic Act No. 9513 or the Renewable Energy Law gives both fiscal and non-fiscal incentives to investors in order to encourage the promotion and development of renewable energy in the Philippines. Toward this end, the RPS serves as a market-based policy mechanism which makes use of the RE Market to facilitate and commercialize trading in RE Certificates, the latter which are used to satisfy the RPS requirements and increases RE generation in the country.

On December 30, 2017, DOE Circular No. DC2017-12-0015, or the RPS On-Grid Rules, took effect, requiring DUs, electricity suppliers, generating companies supplying directly connected customers, and other mandated energy sector participants to source or produce a certain share of electricity from their Energy Mix from eligible RE resources. These eligible RE facilities include the following technologies: biomass, waste to energy technology, wind, solar, hydro, ocean, geothermal, and other RE technologies later identified by the DOE.

The RPS On-Grid Rules mandates energy sector participants to comply with the minimum annual RPS requirement in order to meet the aspirational target of thirty-five (35%) in the generation mix by 2030.

This minimum RE requirement, however, will not be imposed immediately but in 2020. The 2018 and 2019 years are considered transition years to help the mandated participants comply with the DOE Circular. Additionally, the RPS On-Grid Rules implements a Minimum Annual Incremental RE Percentage to be sold by mandated participants. It is initially set at a minimum of one percent (1%) and applied to net electricity sales or annual energy demand for the next ten (10) years and used to determine the current year's requirement for RE Certificates (RECs) of the Mandated Participant.

g. Nickel Sales Agreement

BNC and ZDMC entered into various sales agreements with different customers to sell and deliver nickel laterite ores. The selling price of the nickel laterite ores depends on its ore grading. The sales agreements are subject to price adjustments depending on the final nickel and moisture content agreed by both parties. BNC exported a total of 0.4 million wet metric tons (WMT) in 2022 (nil in 2024 and 2023). ZDMC, on the other hand, exported a total of 1.4 million WMT, 1.7 million WMT and 1.1 million WMT in 2024, 2023 and 2022, respectively, upon lifting of suspension order in 2019. ZCMCI on its first year of operations exported a total of 0.05 million WMT.



h. Concession Agreement

On May 18, 2021, Maynilad and MWSS signed the Revised Concession Agreement (“RCA”), the notable provisions of which are the following:

1. Confirmation of the July 31, 2037 Expiration Date;
2. Imposition of a tariff freeze until December 31, 2022;
3. Removal of Corporate Income Tax (“CIT”) from among Maynilad’s recoverable expenditures as well as the Foreign Currency Differential Adjustment (“FCDA”);
4. Capping of the annual inflation factor to 2/3 of the Consumer Price Index (“CPI”);
5. Imposition of rate caps for water and sewerage services to 1.3x and 1.5x, respectively, of the previous standard rate;
6. Removal from the Republic Undertaking of the non-interference of the Government in the rate-setting process, and the limitation of the Republic of the Philippines’ (“RoP”) financial guarantees to cover only those loans and contracts that are existing as of the signing of the RCA;
7. Replacement of the market-driven Appropriate Discount Rate with a 12% fixed nominal discount rate; and
8. Retention of the rate rebasing mechanism where, subject to the rate caps in item 5 above, the rates for the provision of water and wastewater services will be set at a level that will allow Maynilad to recover, over the term of the concession, expenditures efficiently and prudently incurred and to earn a reasonable rate of return.

The RCA is to take effect six months after its signing on May 18, 2021, or on November 18, 2021, upon compliance with all the conditions precedent (“Effective Date” and “CPs”, respectively). However, the Republic Undertaking, which is among the CPs, has not yet been issued as of November 18, 2021. Hence, upon the request of the Concessionaires, the MWSS Board, through a resolution passed on November 16, 2021, moved the RCA’s Effective Date to December 18, 2021.

Maynilad, on December 14, 2021, again requested the MWSS Board to defer the RCA’s Effective Date by another two months (until February 16, 2022) or until the Republic Undertaking has been issued. Following the Regular Board Meeting held on February 10, 2022, MWSS issued Resolution No. 2022-015-CO to further extend the Effective Date of the RCA for thirty (30) days or until March 18, 2022. On March 9, 2022, the MWSS Board approved to defer further the RCA Effective Date from March 18, 2022 until the time that the Republic Undertaking is issued.

On June 9, 2022, Maynilad received a copy of Resolution No. 2022-073-CO dated June 2, 2022, which approved the further extension to the Effective Date of the RCA until June 30, 2022, subject to receipt of the signed Republic Undertaking as required under Article 16.3 (iii) (c) of the RCA.

On June 30, 2022, Maynilad received MWSS’s letter of even date informing Maynilad that the DOF has issued the Republic Undertaking dated June 24, 2022 signed by the Executive Secretary and the DOF Secretary.

Maynilad wrote the MWSS on July 1, 2022 informing them that the signed Republic Undertaking does not conform to the agreed form in the RCA, and, thus, Section 16.3 (iii) (c) of the RCA has not been satisfied. Thus, Maynilad’s obligation to effect the changes in the OCA has not commenced.



It is Maynilad's position that the OCA as amended by the Technical Corrections Agreement dated July 31, 1997 and Amendment No. 1 dated October 5, 2001, and extended by the Memorandum of Agreement and Confirmation dated April 22, 2010 ("2010 MOA") and the Letter of Undertaking dated March 17, 2010 issued by the Department of Finance, remained valid and effective.

Further, it is Maynilad's position that Republic Act No. 11600 which granted Maynilad a 25-year franchise, or until 2047, to "establish, operate and maintain a waterworks system and sewerage and sanitation services in the West Zone Service Area of Metro Manila and Province of Cavite," recognized the OCA and the 2010 MOA that extended the term of the concession for 15 years, or until 2037.

Maynilad wrote the MWSS a letter dated August 9, 2022, formally applying for a 10-year extension of the RCA. Maynilad rationalized the term extension application for the purpose of pursuing affordable water to its customers and mitigating anticipated tariff increases. Maynilad further submitted its letter of September 6, 2022 to the MWSS, providing preliminary tariff impact simulations and highlighted the fiscal benefits of a 10-year extension of the RCA.

In a subsequent letter dated September 14, 2022, Maynilad proposed to the MWSS certain amendments to the RCA, which includes: (a) reinstatement of the FCDA mechanism; (b) reinstatement of the full CPI Adjustment; and (c) review of the exclusions from the Material Adverse Government Action provision.

On May 10, 2023, MWSS and Maynilad signed the Amendments to the RCA, among which include the following highlights:

1. Adjustment in the CPI factor from $\frac{2}{3}$ to $\frac{3}{4}$ of the percentage change in the CPI for the Philippines;
2. Reinstatement of the FCDA, but only with respect to the (a) MWSS loans that are being and will be serviced by Maynilad, and (b) principal payments for drawn and undrawn amounts of Maynilad's foreign currency denominated loans existing as of June 29, 2022;
3. Introduction of a modified FCDA for Maynilad loans contracted after June 29, 2022. The FCDA and MFCDA mechanisms are based on the principle of "no over or under recovery" and does not impact the company's revenue position. However, this mechanism may be availed of only when there is an "extraordinary inflation" or "extraordinary deflation" of the Philippine Peso (i.e., more than 20% change in the base exchange rate), and the amount that may be recovered is capped (i.e., up to 50% of actual net forex gain over a period of one year);
4. Exclusion of certain events from what may not be considered as Material Adverse Government Action such as the amendment of existing rules, regulations, and other issuances resulting from acts of the legislative and judicial branches of government and delay or inaction by the Regulatory Office ("MWSS-RO") on applications relating to rate adjustments filed by the Concessionaire; and
5. Deletion of the composition and decisions of the MWSS-RO from what may not be subject to arbitration.

The Amendments to the RCA took effect retroactively on June 29, 2022, the date of effectivity of the RCA.



Along with the Amendments to the RCA, the RoP issued, on May 10, 2023, the Republic Undertaking in the form agreed on by the Parties, the effectivity of which retroacted to July 1, 2022.

Pursuant to the requirement for a public hearing, Maynilad and the MWSS-RO conducted a public hearing/consultation on December 4, 2023 at the World Trade Center in Pasay City. On December 12, 2023, the MWSS-RO approved Maynilad's application to extend the term of its RCA from 2037 to 2047. Finding that the extension of the concession term will serve the best interest of the public, the MWSS Board also approved Maynilad's 10-year extension application, subject to the requirement in Section 17.2 of the RCA that amendments thereto be acknowledged by the RoP, acting through the Secretary of Finance. As at February 18, 2025, the acknowledgment of the RoP is still pending.

i. RA 11600 - Maynilad's Legislative Franchise

RA 11600 grants Maynilad, a 25-year franchise to "establish, operate and maintain a waterworks system and sewerage and sanitation services in the West Zone Service Area of Metro Manila and Province of Cavite." RA 11600 affirms Maynilad's authority to provide waterworks system and sewerage and sanitation services in the West Zone Service Area of Metro Manila and the Province of Cavite. RA 11600 took effect on January 22, 2022, 15 days after its publication in the Official Gazette on January 7, 2022. The 25-year term will end on January 21, 2047.

Aside from the grant of a 25-year franchise to Maynilad, the other highlights of RA 11600 include the following:

- i. The grant of authority to the MWSS, when public interest for affordable water security so requires and upon application by Maynilad, to amend Maynilad's RCA to extend its term (i.e., 2037) to coincide with the term of the franchise. In addition, the RCA shall also act as Maynilad's Certificate of Public Convenience and Necessity for the operation of its waterworks and sewerage system. In the event the waterworks and sewerage system assets of MWSS pertaining to the Franchise Area are privatized by law, Maynilad shall have the right to match the highest compliant bid after a public bidding. The RCA between MWSS and Maynilad shall remain valid unless otherwise terminated pursuant to the terms of the RCA, or invalidated when national security, national emergency or public interest so requires;
- ii. The prohibition on the passing on of corporate income tax to Maynilad customers.
- iii. The requirement to publicly list at least 30% of Maynilad's outstanding capital stock within five years from the grant of the franchise;
- iv. The completion of Maynilad's water and sewerage projects to attain 100% coverage by 2037, which shall include periodic five-year completion targets; and
- v. The grant to Maynilad of the right of eminent domain insofar as it is may be reasonably necessary for the efficient establishment, improvement, upgrading, rehabilitation, maintenance and operation of the services, subject to the limitations and procedures under the law.

RA 11600 also provides for an equality clause which grants Maynilad, upon review and approval of Congress, any advantage, favor, privilege, exemption, or immunity granted under existing franchises or which may be granted subsequently to water distribution utilities.

On March 21, 2022, the MWSS Board passed Resolution No. 2022-025-RO, Series of 2022 (the "Resolution") which deals with the tax implications following the effectivity of the legislative franchise granted to the Concessionaires.



The Resolution confirmed that beginning March 21, 2022, which was when the Concessionaires formally accepted the terms of their respective legislative franchises, the charges for water and wastewater services will no longer be subject to the 12% VAT, but will be subject to Other Percentage Tax (“OPT”).

The OPT, which shall be reflected as “Government Taxes” in the customers’ statement of account, consists of (i) the 2% national franchise tax, and (ii) the local franchise tax implemented by the respective local government units where the Business Area offices of the Concessionaires are located.

38. Notes to Consolidated Statements of Cash Flows

Supplemental disclosure of noncash investing activities follows:

	2024	2023	2022
Depreciation capitalized in Inventories and Mine properties (Note 24)	₱1,617,742	₱1,151,461	₱298,033
Transfer from Inventories to property, plant and equipment (Notes 8 and 13)	313,723	239,372	695,206

Changes in liabilities arising from financing activities

	2024				December 31, 2024
	January 1, 2024	Cash flows	Acquisition of a business	Others	
Short-term debt	₱1,547,386	2,765,140	₱-	₱-	₱4,312,526
Long-term debt*	47,921,936	8,492,479	7,399,281	-	63,813,696
Dividends	30,336	(26,988,651)	-	27,088,027	129,712
Interest payable	87,363	(3,419,443)	-	3,549,185	217,105
Lease liabilities	89,235	(21,133)	3,606,935	98,660	3,773,697
Other noncurrent liabilities	3,851,491	3,502,852	-	-	7,354,343
	₱53,527,747	(₱15,668,756)	₱11,006,216	₱30,735,872	₱79,601,079

*Includes current portion

	2023				December 31, 2023
	January 1, 2023	Cash flows	Acquisition of a business	Others	
Short-term debt	₱1,129,418	₱417,968	₱-	₱-	₱1,547,386
Long-term debt*	51,428,383	(3,549,345)	-	42,898	47,921,936
Dividends	47,046	(32,034,555)	-	32,017,845	30,336
Interest payable	96,132	(1,206,426)	-	1,197,657	87,363
Lease liabilities	70,701	(35,840)	-	54,374	89,235
Other noncurrent liabilities	4,068,074	(216,583)	-	-	3,851,491
	₱56,839,754	(₱36,624,781)	₱-	₱33,312,774	₱53,527,747

*Includes current portion



	2022				December 31,
	January 1, 2022	Cash flows	Acquisition of a business	Others	2022
Short-term debt	₱1,039,363	₱90,055	₱-	₱-	₱1,129,418
Long-term debt*	52,009,238	(580,855)	-	-	51,428,383
Dividends	32,771	(25,189,090)	-	25,203,365	47,046
Interest payable	195,356	(1,045,927)	-	1,225,927	375,356
Lease liabilities	97,407	(32,940)	-	6,234	70,701
Other noncurrent liabilities	2,553,286	1,514,788	-	-	4,068,074
	₱55,927,421	(₱25,243,969)	₱-	₱26,435,526	₱57,118,978

*Includes current portion

Other changes in liabilities above includes amortization of debt issuance cost, accretion of unamortized discount and effect of change in estimate on provision for decommissioning and site rehabilitation, change in pension liabilities and dividends declared by the Parent Company and its partially-owned subsidiaries to noncontrolling-interests.



INDEPENDENT AUDITOR'S REPORT ON SUPPLEMENTARY SCHEDULES

The Stockholders and the Board of Directors
DMCI Holdings, Inc.
3rd Floor, Dacon Building
2281 Chino Roces Avenue
Makati City

We have audited in accordance with Philippine Standards on Auditing, the consolidated financial statements of DMCI Holdings, Inc. and its subsidiaries (collectively, the Group) as at December 31, 2024 and 2023, and for each of the three years in the period ended December 31, 2024, and have issued our report thereon dated March 13, 2025. Our audits were made for the purpose of forming an opinion on the basic consolidated financial statements taken as a whole. The schedules listed in the Index to the Supplementary Schedules are the responsibility of the Group's management. These schedules are presented for purposes of complying with the Revised Securities Regulation Code Rule 68, and are not part of the basic consolidated financial statements. These schedules have been subjected to the auditing procedures applied in the audit of the basic consolidated financial statements and, in our opinion, fairly state, in all material respects, the financial information required to be set forth therein in relation to the basic consolidated financial statements taken as a whole.

SYCIP GORRES VELAYO & CO.



Jennifer D. Ticlao

Partner

CPA Certificate No. 109616

Tax Identification No. 245-571-753

BOA/PRC Reg. No. 0001, April 16, 2024, valid until August 23, 2026

BIR Accreditation No. 08-001998-110-2023, September 12, 2023, valid until September 11, 2026

PTR No. 10465392, January 2, 2025, Makati City

March 13, 2025



INDEPENDENT AUDITOR'S REPORT ON COMPONENTS OF FINANCIAL SOUNDNESS INDICATORS

The Stockholders and the Board of Directors
DMCI Holdings, Inc.
3rd Floor, Dacon Building
2281 Chino Roces Avenue
Makati City

We have audited in accordance with Philippine Standards on Auditing, the financial statements of DMCI Holdings, Inc. and its subsidiaries (collectively, the Group) as at December 31, 2024 and 2023, and for each of the three years in the period ended December 31, 2024, and have issued our report thereon dated March 13, 2025. Our audits were made for the purpose of forming an opinion on the basic consolidated financial statements taken as a whole. The Supplementary Schedule on Components of Financial Soundness Indicators, including their definitions, formulas, calculation, and their appropriateness or usefulness to the intended users, are the responsibility of the Group's management. These financial soundness indicators are not measures of operating performance defined by Philippine Financial Reporting Standards (PFRS) Accounting Standards, and may not be comparable to similarly titled measures presented by other companies. This schedule is presented for the purpose of complying with the Revised Securities Regulation Code Rule 68 issued by the Securities and Exchange Commission, and is not a required part of the basic consolidated financial statements prepared in accordance with PFRS Accounting Standards. The components of these financial soundness indicators have been traced to the Group's consolidated financial statements as at December 31, 2024 and 2023 and for each of the three years in the period ended December 31, 2024 and no material exceptions were noted.

SYCIP GORRES VELAYO & CO.



Jennifer D. Ticlao

Partner

CPA Certificate No. 109616

Tax Identification No. 245-571-753

BOA/PRC Reg. No. 0001, April 16, 2024, valid until August 23, 2026

BIR Accreditation No. 08-001998-110-2023, September 12, 2023, valid until September 11, 2026

PTR No. 10465392, January 2, 2025, Makati City

March 13, 2025



DMCI HOLDINGS, INC.**SUPPLEMENTARY SCHEDULE OF RETAINED EARNINGS AVAILABLE
FOR DIVIDENDS DECLARATION
FOR THE YEAR ENDED DECEMBER 31, 2024**

Unappropriated retained earnings, beginning		₱1,872,076,749	
Add: Category A: Items that are directly credited to Unappropriated Retained Earnings			
Reversal of Retained Earnings Appropriation/s		₱-	
Effect of restatements or prior-period adjustments		-	
Others (describe nature)		-	
Subtotal			-
Less: Category B: Items that are directly debited to Unappropriated Retained Earnings			
Dividend declaration during the reporting period	(₱15,932,964,000)		
Retained Earnings appropriated during the reporting period		-	
Effect of restatements or prior-period adjustments		-	
Others (describe nature)		-	
Subtotal			(15,932,964,000)
Unappropriated Retaining earnings, as adjusted			(14,060,887,251)
Add (Less): Net Income (loss) for the current			18,536,629,995
Less: Category C.1: Unrealized income recognized in the profit or loss during the reporting period (net of tax)			
Equity in net income of associate/joint venture, net of dividends declared		₱-	
Unrealized foreign exchange gain, except those attributable to cash and cash equivalents		-	
Unrealized fair value adjustment (mark-to-market gains) of financial instruments at fair value through profit or loss (FVTPL)		-	
Unrealized fair value gain of Investment Property		-	
Other unrealized gains or adjustments to the retained earnings as a result of certain transactions accounted		-	
Subtotal			-
Add: Category C.2: Unrealized income recognized in the profit or loss in prior reporting periods but realized in the current reporting period (net of tax)			
Realized foreign exchange gain, except those attributable to cash and cash equivalents		₱-	
Realized fair value adjustment (mark-to-market gains) of financial instruments at fair value through profit or loss (FVTPL)		-	
Realized fair value gain of Investment Property		-	
Other realized gains or adjustments to the retained earnings as a result of certain transactions accounted for under the PFRS, previously recorded		-	
Subtotal			-

(Forward)

Add: Category C.3: Unrealized income recognized in profit or loss in prior periods but reversed in the current reporting period (net of tax)		
Reversal of previously recorded foreign exchange gain, except those attributable to cash and cash equivalents	P-	
Reversal of previously recorded fair value adjustment (mark-to market gains) of financial instruments at fair value through profit or loss (FVTPL)	-	
Reversal of previously recorded fair value gain of Investment Property	-	
Reversal of other unrealized gains or adjustments to the retained earnings as a result of certain transactions accounted for under the PFRS, previously recorded	-	
<hr/>		
Subtotal		-
Adjusted Net Income/Loss		18,536,629,995
Add: Category D: Non-actual losses recognized in profit or loss during the reporting period (net of tax)		
Depreciation on revaluation increment (after tax)		-
Add/Less: Category E: Adjustments related to relief granted by the SEC and BSP		
Amortization of the effect of reporting relief	P-	
Total amount of reporting relief granted during the year	-	
Others	-	
<hr/>		
Subtotal		-
Add/Less: Category F: Other items that should be excluded from the determination of the amount available for dividends distribution		
Net movement of treasury shares (except for reacquisition of redeemable shares)	P-	
Net movement of deferred tax asset not considered in the reconciling items under the previous categories	-	
Net movement in deferred tax asset and deferred tax liabilities related to same transaction, e.g., set up of right of use of asset and lease liability, set-up of asset and asset retirement obligation, and set-up of service concession asset and concession payable	-	
Adjustment due to deviation from PFRS/GAAP - gain (loss)	-	
Others	-	
<hr/>		
Sub-total		-
<hr/>		
TOTAL RETAINED EARNINGS, END OF THE REPORTING PERIOD AVAILABLE FOR DIVIDEND		P4,475,742,744
		<hr/>

DMCI HOLDINGS, INC. AND SUBSIDIARIES
INDEX TO THE SUPPLEMENTARY SCHEDULES

- I. Schedules required by Annex 68-J
 - A. Financial Assets
 - B. Amounts Receivable from Directors, Officers, Employees,
Related Parties and Principal Stockholders (Other than Related Parties)
 - C. Amounts Receivable from (Payable to) Related Parties which are Eliminated during
the Consolidation of Financial Statements
 - D. Long-term Debt
 - E. Indebtedness to Related Parties
 - F. Guarantees of Securities of Other Issuers
 - G. Capital Stock
 - H. External Auditor Fee-Related Information

- II. Reconciliation of Retained Earnings Available for Dividend Declaration (Annex 68-D)

- III. Schedule of Financial Soundness Indicators (Annex 68-E)

- IV. Map of the relationship of the companies within the Group

DMCI HOLDINGS, INC. AND SUBSIDIARIES**SUPPLEMENTARY INFORMATION AND DISCLOSURES REQUIRED ON REVISED SRC RULE 68****DECEMBER 31, 2024**

Philippine Securities and Exchange Commission (SEC) issued the amended Revised Securities Regulation Code Rule 68, which consolidates the two separate rules and labeled in the amendment as “Part I” and “Part II”, respectively. It also prescribed the additional information and schedule requirements for issuers of securities to the public.

Below are the additional information and schedules required by Revised SRC Rule 68, that are relevant to the Group. This information is presented for purposes of filing with the SEC and is not required part of the basic consolidated financial statements.

Schedule A. Financial Assets

Name of issuing entity and association of each issue	Number of shares or principal amount of bonds and notes	Amount shown in the consolidated statements of financial position	Value based on market quotation at end of reporting period	Income received and accrued
Golf and Club Shares*	11	₱207,650,000	₱207,650,000	₱—
Manila Electric Company	38,533	81,804,104	81,804,104	—
Others	1	20,769,896	20,769,896	—
	38,545	₱310,224,000	₱310,224,000	₱—

**Includes shares of stocks from golf and country clubs' memberships*

Schedule B. Amounts Receivable from Directors, Officers, Employees, Related Parties and Principal Stockholders (other than related parties)

Name and Designation of debtor	Balance at beginning of period	Additions	Amounts collected	Amounts written off	Current	Not current	Balance at end of period
--------------------------------	--------------------------------	-----------	-------------------	---------------------	---------	-------------	--------------------------

Not applicable. The Group's receivables from officers and employees pertain to ordinary purchases subject to usual terms, travel and expense advances and other transactions arising from the Group's ordinary course of business.

Schedule C. Amounts Receivable from/Payable to Related Parties which are Eliminated during the Consolidation of Financial Statements

The following is the schedule of receivables from related parties, which are eliminated in the consolidated financial statements as at December 31, 2024:

Entity with Receivable Balance	Name of Entity with Payable Balance	Due from related party	Due to related party
Semirara Mining and Power Corporation	DMCI Masbate Power Corporation	₱846,736,651.17	(₱846,736,651.17)
Sem Calaca Power Corporation	Sem-Calaca RES Corporation	626,714,720.37	(626,714,720.37)
Semirara Mining and Power Corporation	Sem Calaca Power Corporation	440,379,929.90	(440,379,929.90)
Sem-Calaca RES Corporation	Cemex Holdings Philippines, Inc.	379,898,560.32	(379,898,560.32)
Semirara Mining and Power Corporation	DMCI Power Corporation	314,151,903.91	(314,151,903.91)
Semirara Mining and Power Corporation	Semirara Materials and Resources, Inc.	229,496,592.99	(229,496,592.99)
Riviera Land Corporation	DMCI Project Developers, Inc.	134,733,585.33	(134,733,585.33)
Semirara Mining and Power Corporation	Cemex Holdings Philippines, Inc.	133,026,896.53	(133,026,896.53)
Semirara Mining and Power Corporation	Southwest Luzon Power Generation Corporation	100,396,726.53	(100,396,726.53)
DMCI Project Developers, Inc.	DMCI-PDI Hotels, Inc.	79,892,825.22	(79,892,825.22)
Beta Electromechanical Corporation	D.M. Consunji, Inc.	67,593,691.00	(67,593,691.00)
D.M. Consunji, Inc.	Beta Electromechanical Corporation	59,999,782.00	(59,999,782.00)
D.M. Consunji, Inc.	DMCI Project Developers, Inc.	42,777,981.07	(42,777,981.07)
Zambales Diversified Metals Corporation	Zambales Chromite Mining Co., Inc.	41,100,628.06	(41,100,628.06)
D.M. Consunji, Inc.	Zambales Diversified Metals Corporation	31,046,588.10	(31,046,588.10)
D.M. Consunji, Inc.	DMCI Masbate Power Corporation	26,240,739.09	(26,240,739.09)
DMCI Mining Corporation	Zambales Chromite Mining Co., Inc.	23,348,521.17	(23,348,521.17)
Semirara Mining and Power Corporation	Southeast Luzon Power Generation Corporation	17,780,733.12	(17,780,733.12)
Cemex Holdings Philippines, Inc.	Semirara Mining and Power Corporation	17,037,000.00	(17,037,000.00)
DMCI Power Corporation	Sem Calaca Power Corporation	15,400,000.00	(15,400,000.00)
D.M. Consunji, Inc.	Sem Calaca Power Corporation	14,515,535.67	(14,515,535.67)

Entity with Receivable Balance	Name of Entity with Payable Balance	Due from related party	Due to related party
Southwest Luzon Power Generation Corporation	Sem-Calaca RES Corporation	₱12,825,110.79	(₱12,825,110.79)
D.M. Consunji, Inc.	Semirara Mining and Power Corporation	12,143,916.78	(12,143,916.78)
Semirara Mining and Power Corporation	St. Raphael Power Generation Corporation	10,502,142.00	(10,502,142.00)
DMCI Power Corporation	Semirara Mining and Power Corporation	4,023,792.50	(4,023,792.50)
Berong Nickel Corporation	DMCI Power Corporation	3,052,087.40	(3,052,087.40)
DMCI Project Developers, Inc.	DMCI Mining Corporation	2,982,354.41	(2,982,354.41)
DMCI Project Developers, Inc.	Zenith Mobility Solutions Services, Inc.	1,858,111.54	(1,858,111.54)
DMCI Project Developers, Inc.	DMCI Homes Property Management Corporation	1,751,098.00	(1,751,098.00)
Sem Calaca Power Corporation	St. Raphael Power Generation Corporation	1,042,627.82	(1,042,627.82)
Semirara Mining and Power Corporation	Semirara Energy Utilities, Inc.	807,109.20	(807,109.20)
Sem Calaca Power Corporation	Southwest Luzon Power Generation Corporation	737,084.16	(737,084.16)
Zambales Diversified Metals Corporation	D.M. Consunji, Inc.	672,000.00	(672,000.00)
DMCI Power Corporation	St. Raphael Power Generation Corporation	626,174.60	(626,174.60)
Semirara Mining and Power Corporation	Sem-Cal Industrial Park Developers, Inc.	386,960.00	(386,960.00)
D.M. Consunji, Inc.	Southwest Luzon Power Generation Corporation	317,433.91	(317,433.91)
Sem Calaca Power Corporation	Sem-Calaca Port Facilities, Inc.	268,110.00	(268,110.00)
Sem Calaca Power Corporation	Sem-Cal Industrial Park Developers, Inc.	122,349.40	(122,349.40)
Semirara Mining and Power Corporation	Sem-Calaca RES Corporation	85,540.60	(85,540.60)
DMCI Homes Property Management Corporation	DMCI-PDI Hotels, Inc.	53,148.00	(53,148.00)
Semirara Mining and Power Corporation	D.M. Consunji, Inc.	21,067.80	(21,067.80)
Sem Calaca Power Corporation	Southeast Luzon Power Generation Corporation	11,930.50	(11,930.50)
Sem-Calaca RES Corporation	Sem-Cal Industrial Park Developers, Inc.	2,500.00	(2,500.00)
Sem-Calaca RES Corporation	Southeast Luzon Power Generation Corporation	2,000.00	(2,000.00)
Berong Nickel Corporation	DMCI Mining Corporation	1,120.00	(1,120.00)

As of December 31, 2024, the balances above of due from and due to related parties are expected to be realized and settled within 12 months from the reporting date and are classified under current assets and liabilities. There were no amounts written off during the year.

Schedule D. Long-term Debt

Below is the schedule of long-term debt (net of unamortized debt issue cost) of the Group:

Title of issue and type of obligation	Amount authorized by indenture	Amount shown under caption "Current portion of long-term debt" in related balance sheet	Amount shown under caption "Long-term debt" in related balance sheet
Term loan and corporate notes	₱55,991,234,594	₱2,975,183,176	₱53,016,051,418
Peso denominated loans	7,747,814,227	1,924,723,836	5,823,090,391
Liabilities on Installment Contract Receivable	74,647,087	6,340,143	68,306,944
Peso denominated loans	₱63,813,695,908	₱4,906,247,155	₱58,907,448,753

Schedule E. Indebtedness to Related Parties (Long-term Loans from Related Companies)

Name of related party	Balance at beginning of period	Balance at end of period

NOT APPLICABLE

Schedule F. Guarantees of Securities of Other Issuers

Name of issuing entity of securities guaranteed by the group for which this statements is filed	Title of issue of each class of securities guaranteed	Total amount guaranteed and outstanding	Amount of owned by person for which statement is filed	Nature of guarantee
--	--	--	---	----------------------------

NOT APPLICABLE

Schedule G. Capital Stock

Title of issue	Number of shares authorized	Number of shares issued and outstanding at shown under related balance sheet caption	Number of shares reserved for options, warrants, conversion and other rights	Number of shares held by		
				Related parties	Directors, officers and employees	Others
Preferred stock - ₱1 par value cumulative and convertible	100,000,000	10,000,960	–	10,000,000	–	960
Common stock - ₱1 par value	19,900,000,000	13,277,470,000	–	9,184,917,600	621,991,364	3,470,568,036
	20,000,000,000	13,287,470,960	–	9,194,917,600	621,991,364	3,470,568,996

Schedule H. External Auditor Fee-Related Information

Below are the audit and non-audit fees (exclusive of out of pocket expenses and VAT) of the Group for the years ended December 31, 2024 and 2023:

	2024	2023
Total audit fees	₱25,732,245	₱23,324,509
Non-audit service fees		
Climate change advisory services	2,517,500	3,445,000
Environmental, social, and governance (ESG) services	200,000	750,000
Agreed upon procedure services	150,000	150,000
Total non-audit fees	2,867,500	4,345,000
Total audit and non-audit fees	₱28,599,745	₱27,669,509

DMCI HOLDINGS, INC. AND SUBSIDIARIES**SCHEDULE OF FINANCIAL SOUNDNESS INDICATORS
FOR THE YEAR ENDED DECEMBER 31, 2024 AND 2023**

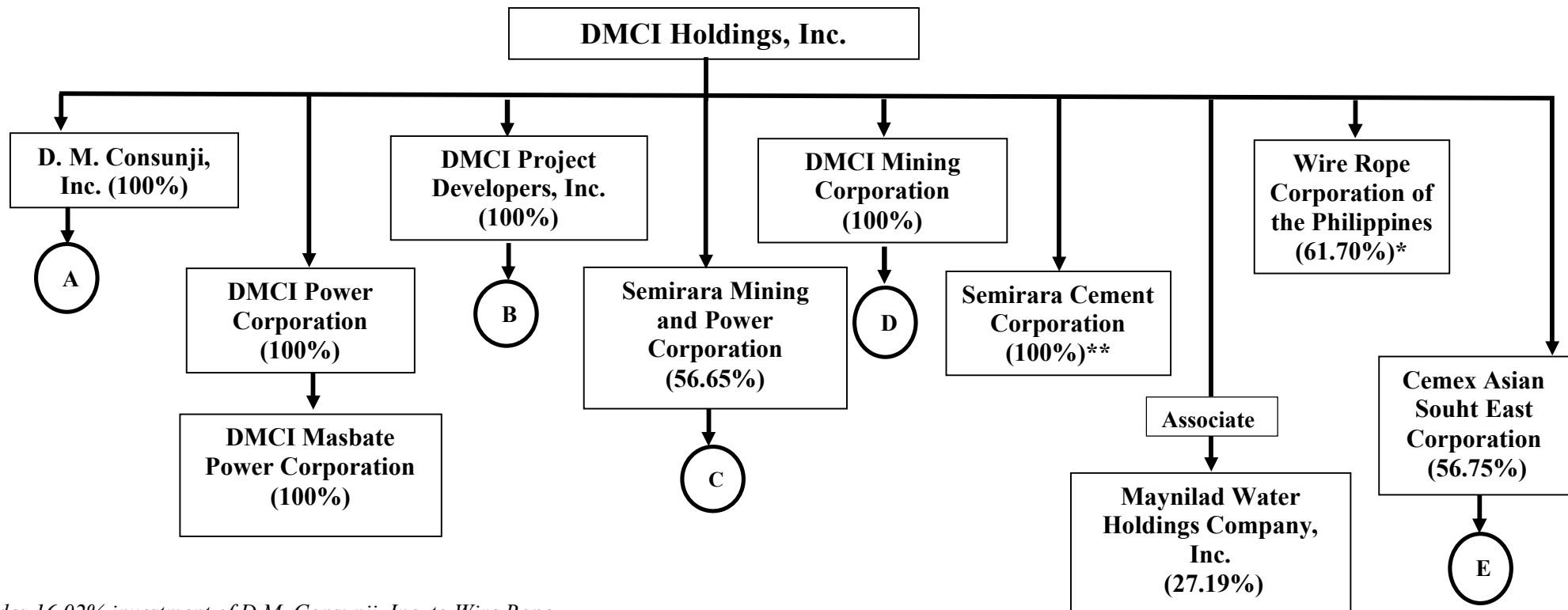
Ratio	Formula	Current Year	Prior Year
Current ratio	Current assets/Current liabilities	261%	277%
Acid test ratio	Quick assets/Current liabilities	98%	99%
Solvency ratio	Net income plus Depreciation / Total liabilities	26%	41%
Debt-to-equity ratio	Total interest-bearing debt/Total stockholders' equity	45%	36%
Net debt-to-equity ratio	Total interest-bearing debt less Cash and cash equivalents /Total stockholders' equity	23%	13%
Asset-to-equity ratio	Total assets/Total stockholders' equity	193%	180%
Interest coverage ratio	EBIT/Interest paid during the year	9x	13x
Return on equity	Net income attributable to equity holders/Average total stockholders' equity	17%	23%
Return on assets	Net income /Average total assets	10%	15%
Net profit margin	Net income /Revenue	27%	30%

DMCI HOLDINGS, INC.

MAP OF RELATIONSHIPS OF THE COMPANIES WITHIN THE GROUP

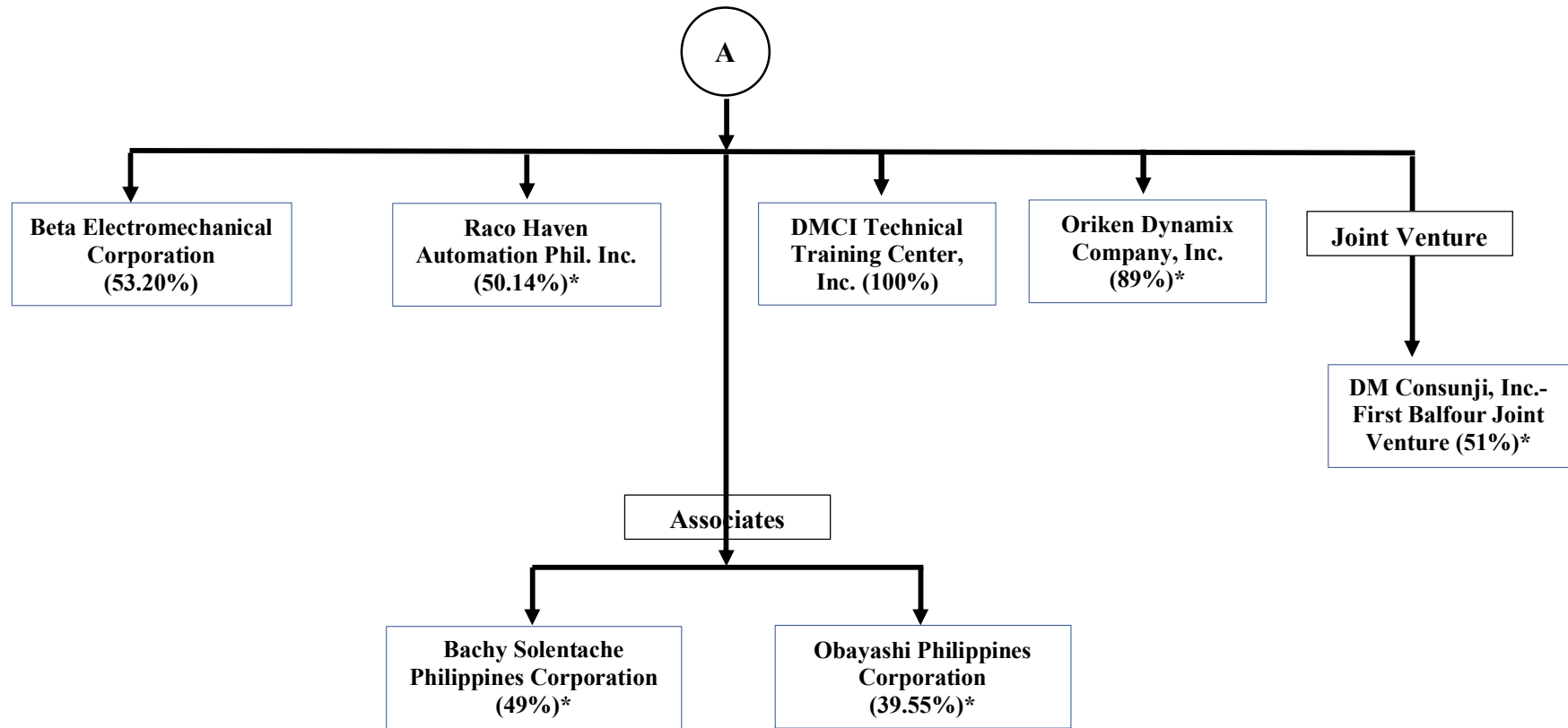
Group Structure

Below is a map showing the relationship between and among the Group as of December 31, 2024:

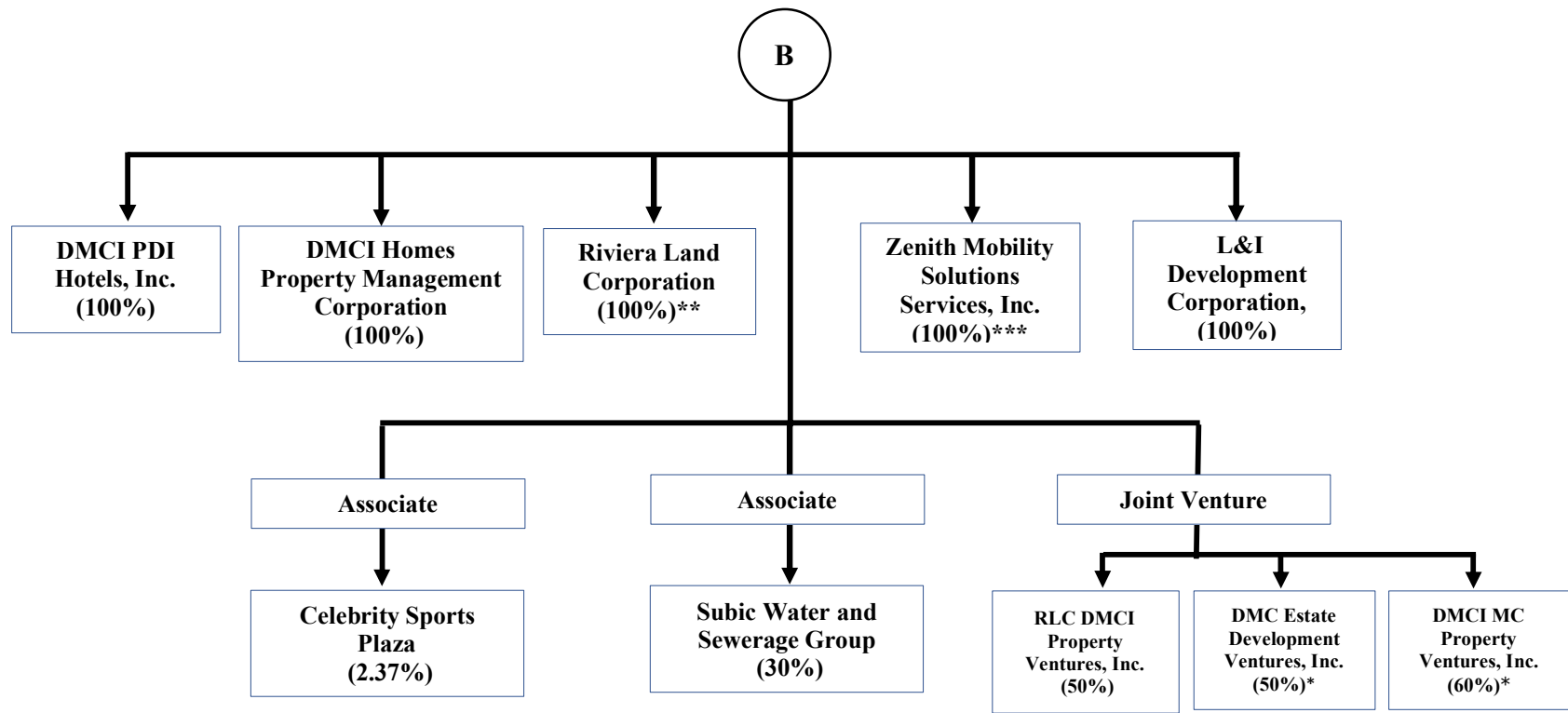


* Includes 16.02% investment of D.M. Consunji, Inc. to Wire Rope.

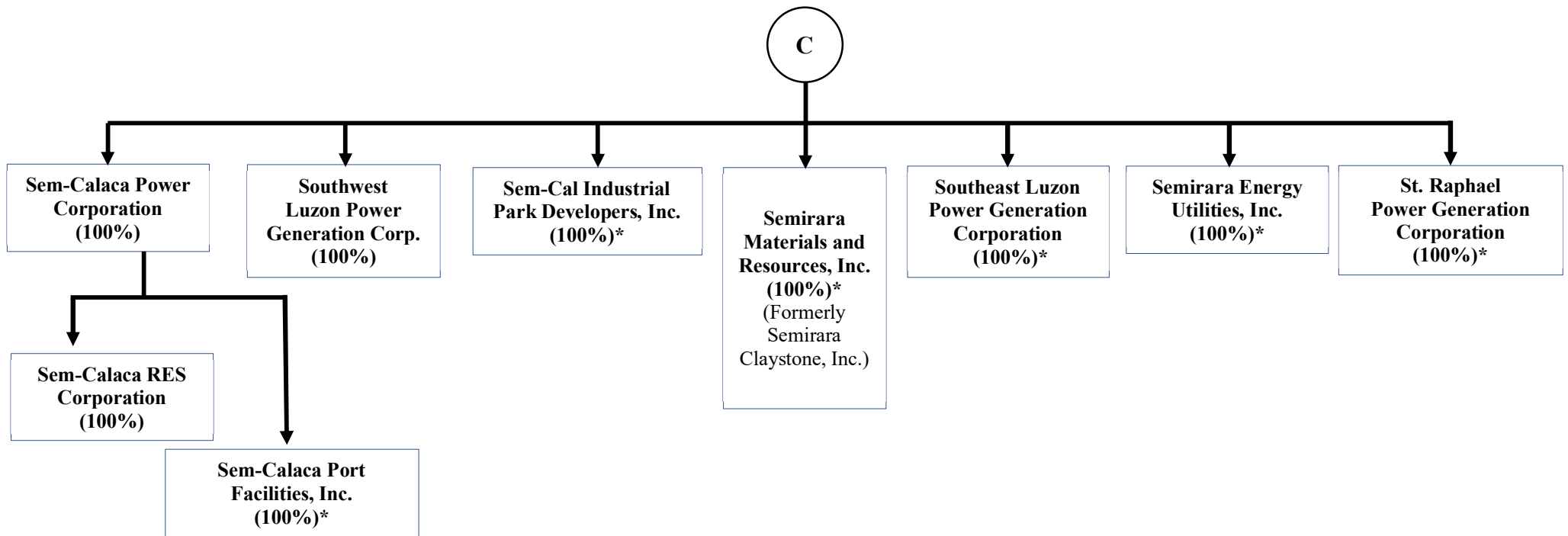
**Non-operating entity



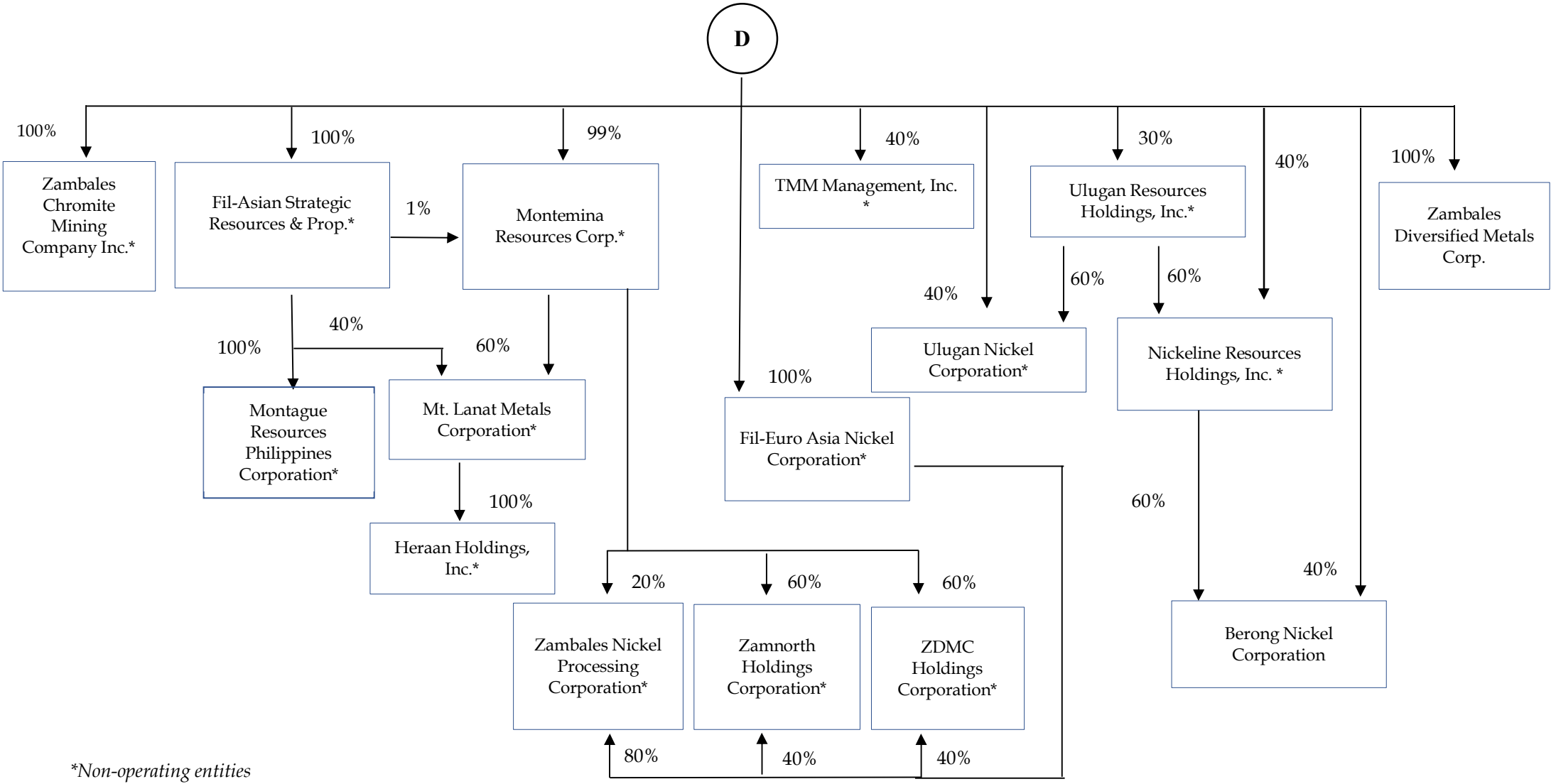
**Non-operating entities*



* Established in 2021
 ** Includes the 34.12% interest of DMCI
 *** Equity interest increased from 51% to 100% in 2020



**Non-operating entities*



**Non-operating entities*

